



US00D631526S

(12) **United States Design Patent**
Torre et al.

(10) **Patent No.:** **US D631,526 S**
(45) **Date of Patent:** **** Jan. 25, 2011**

(54) **RIFLE BODY**

(75) Inventors: **Victor Tresserras Torre**, Sant Boi de Llobregat (ES); **Julian Arnedo Vera**, Sant Boi de Llobregat (ES)

(73) Assignee: **Gamo Outdoor, S.L.**, Barcelona (ES)

(**) Term: **14 Years**

(21) Appl. No.: **29/334,570**

(22) Filed: **Mar. 27, 2009**

(30) **Foreign Application Priority Data**

Mar. 13, 2009 (WO) 486616301

(51) **LOC (9) Cl.** **22-01**

(52) **U.S. Cl.** **D22/108**

(58) **Field of Classification Search** D22/100, D22/101, 103, 104, 108, 199; D21/572, D21/573; 42/51, 71.01, 75.01, 75.02, 90, 42/94, 134, 136, 139, 125, 72, 111; 362/110; 33/241, 277; 89/40.06, 41.19, 37.04, 33.04, 89/191.01, 200-204; 124/67, 66, 74
See application file for complete search history.

(56) **References Cited**

U.S. PATENT DOCUMENTS

2,753,642 A * 7/1956 Sullivan 42/71.01
D297,855 S * 9/1988 Ruger et al. D22/108

D304,223 S * 10/1989 Ruger et al. D22/108
5,075,995 A * 12/1991 Kennel 42/73
6,301,817 B1 * 10/2001 Hogue et al. 42/71.01
2009/0113780 A1 * 5/2009 Irwin et al. 42/112

* cited by examiner

Primary Examiner—T. Chase Nelson

Assistant Examiner—Michael A Pratt

(74) *Attorney, Agent, or Firm*—Townsend and Townsend and Crew LLP

(57) **CLAIM**

The ornamental design for a rifle body, as shown.

DESCRIPTION

FIG. 1 is a perspective view of a rifle body showing my new design;

FIG. 2 is a right side elevational view thereof;

FIG. 3 is a left side elevational view thereof;

FIG. 4 is a top plan view thereof;

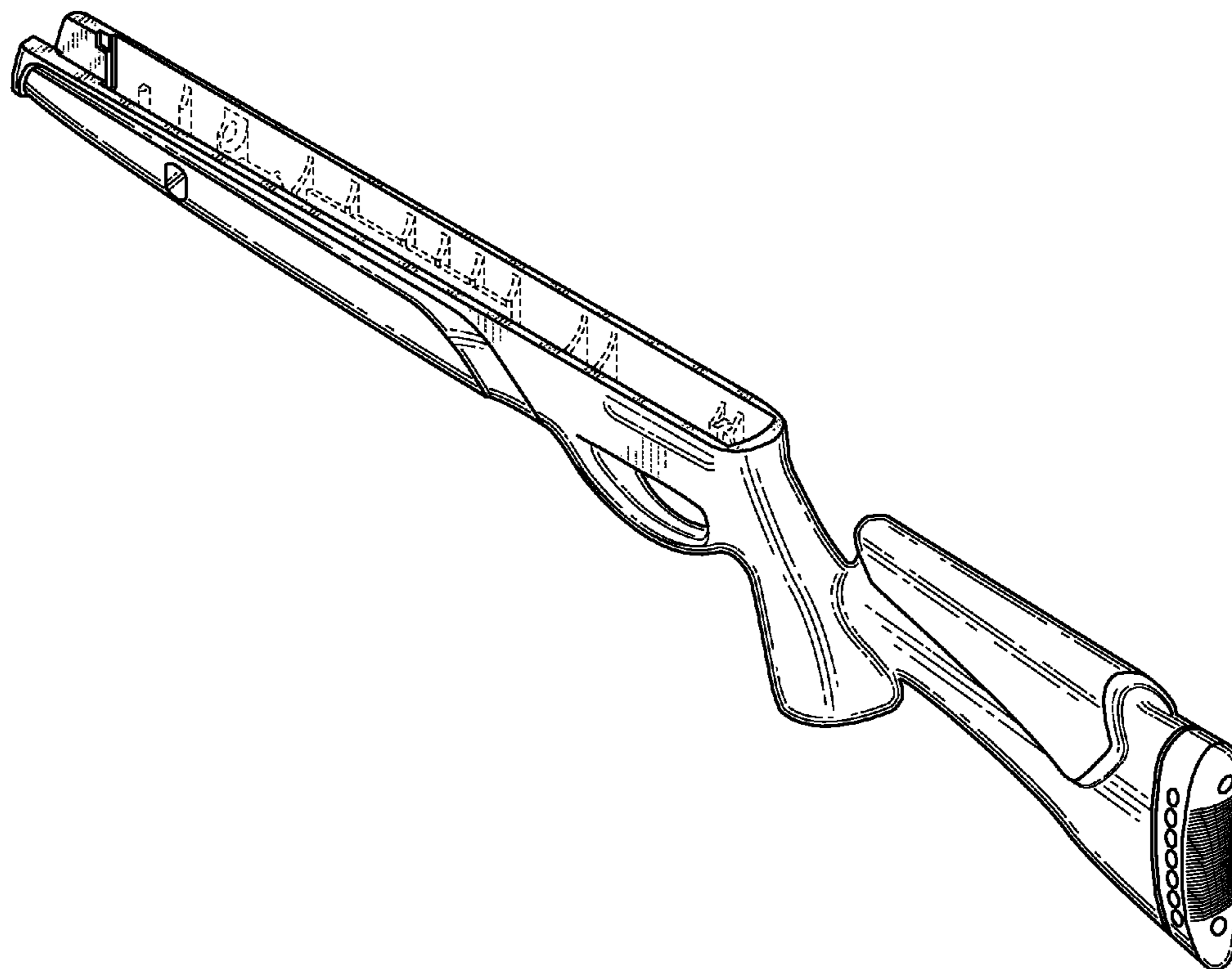
FIG. 5 is a bottom plan view thereof;

FIG. 6 is a front elevational view; and,

FIG. 7 is a rear elevational view.

The broken line showing (of portions of the design shown in broken/dashed lines) is included for the purpose of illustrating environment and forms no part of the claimed design.

1 Claim, 4 Drawing Sheets



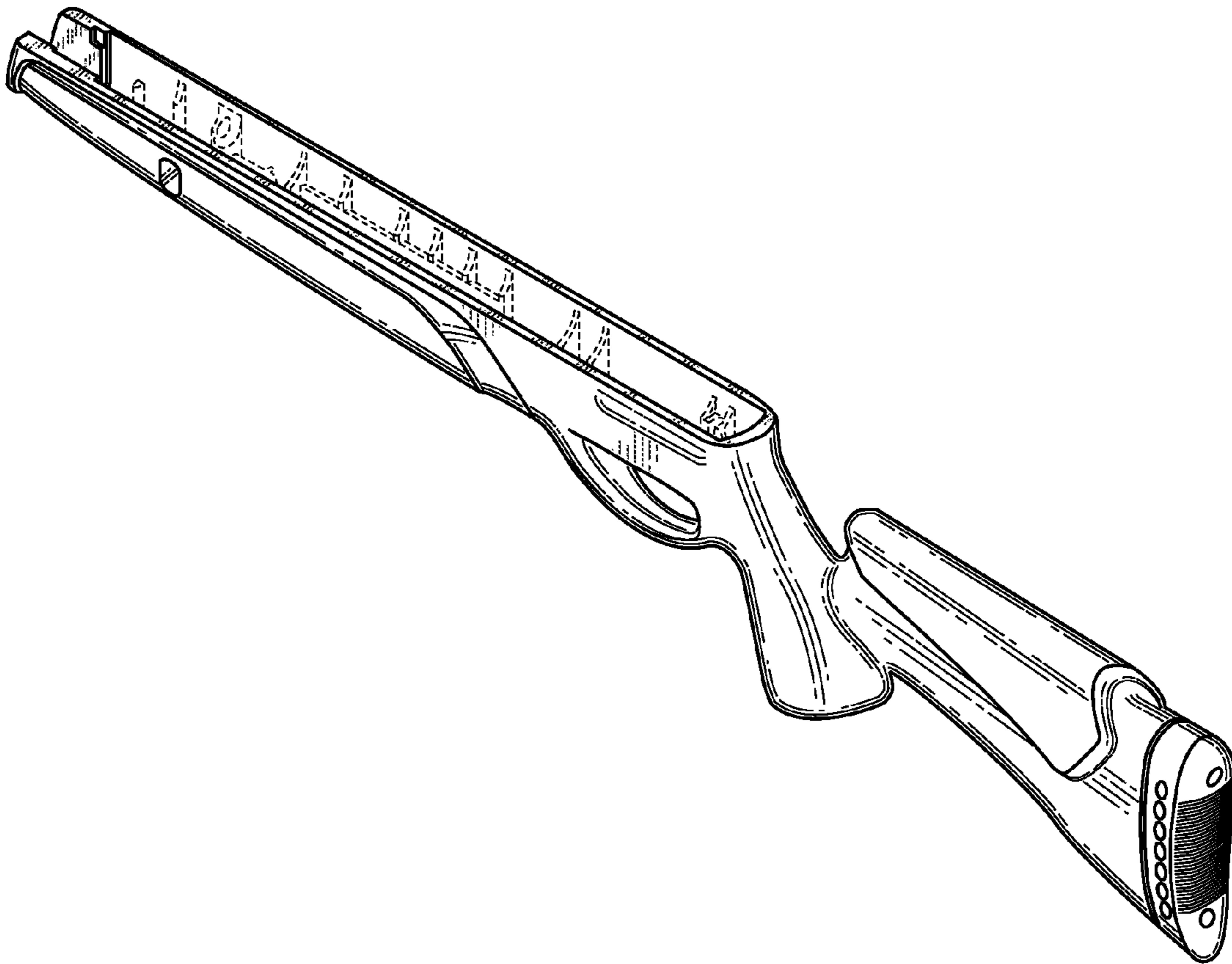


FIG. 1

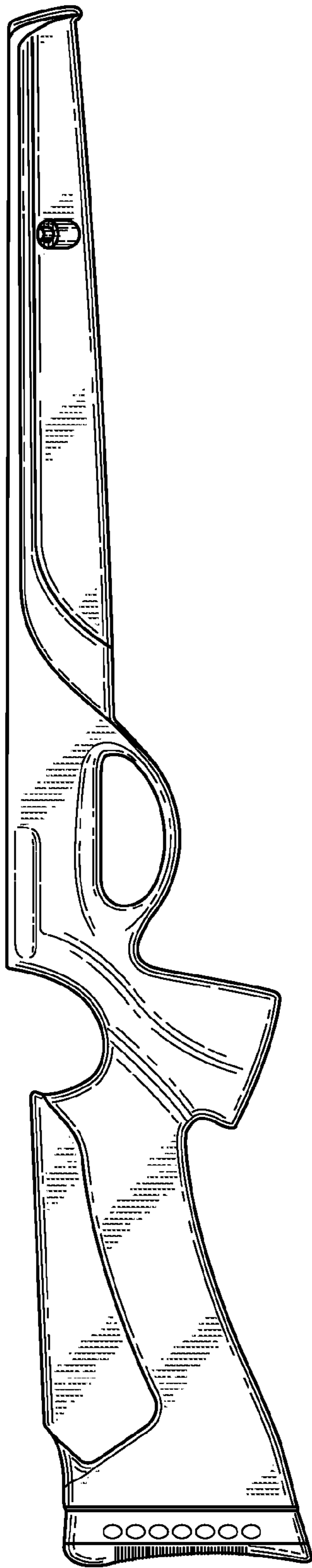


FIG. 2

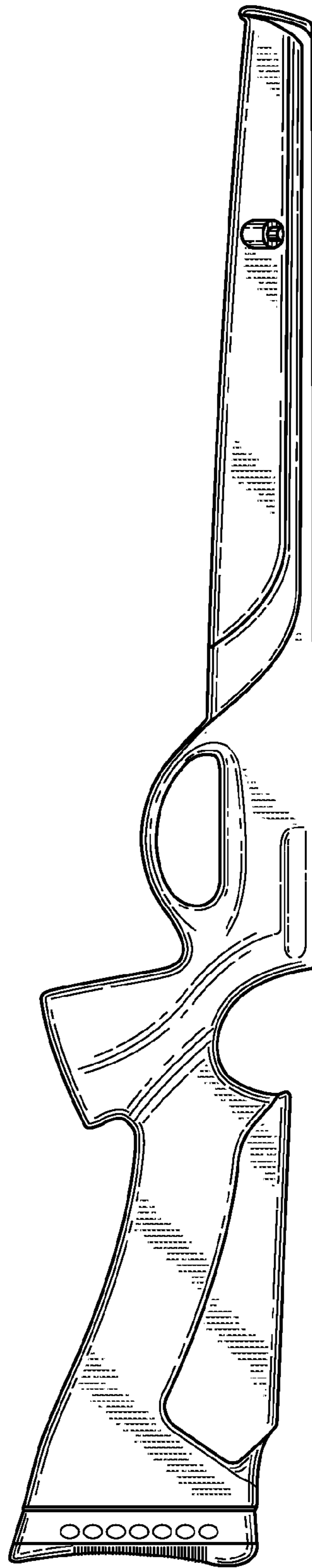


FIG. 3

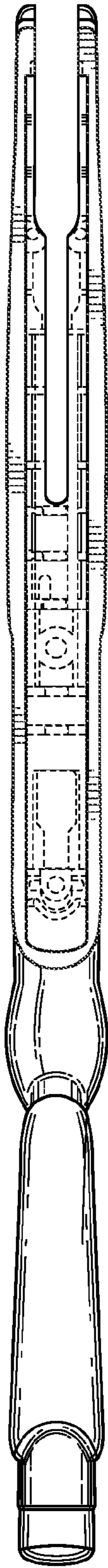


FIG. 4

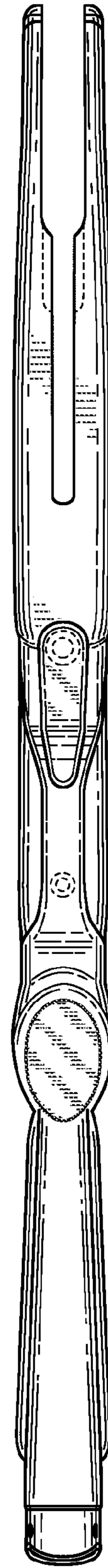


FIG. 5

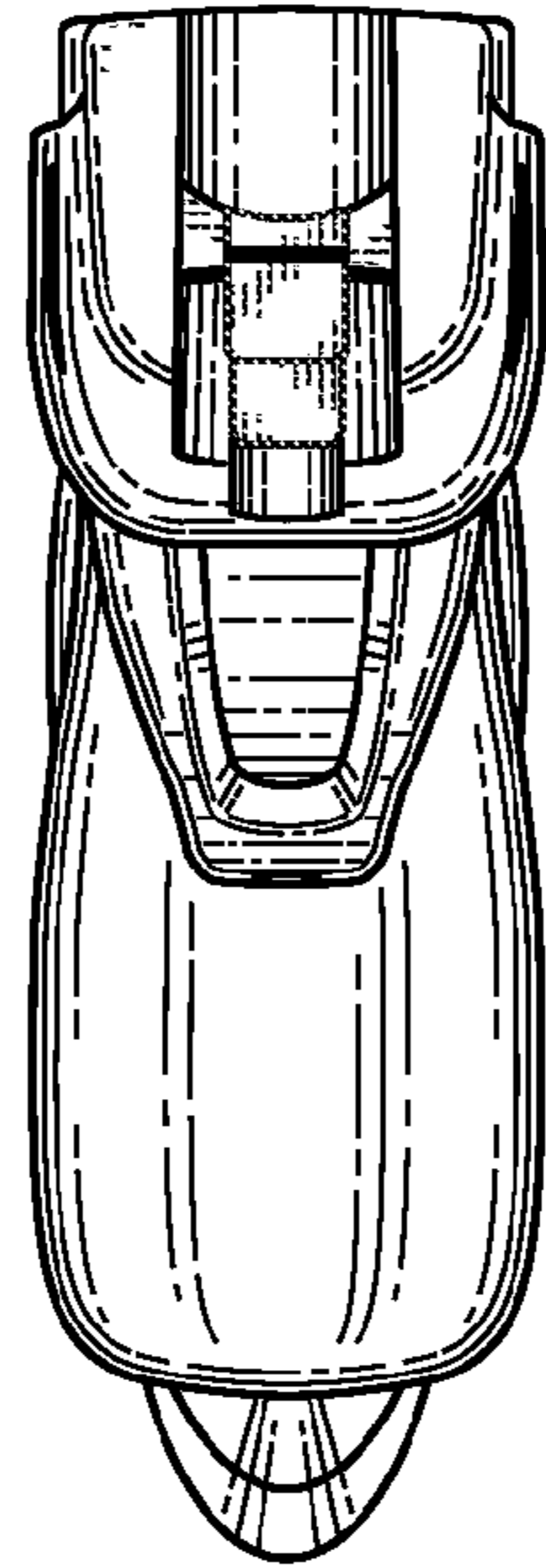


FIG. 6

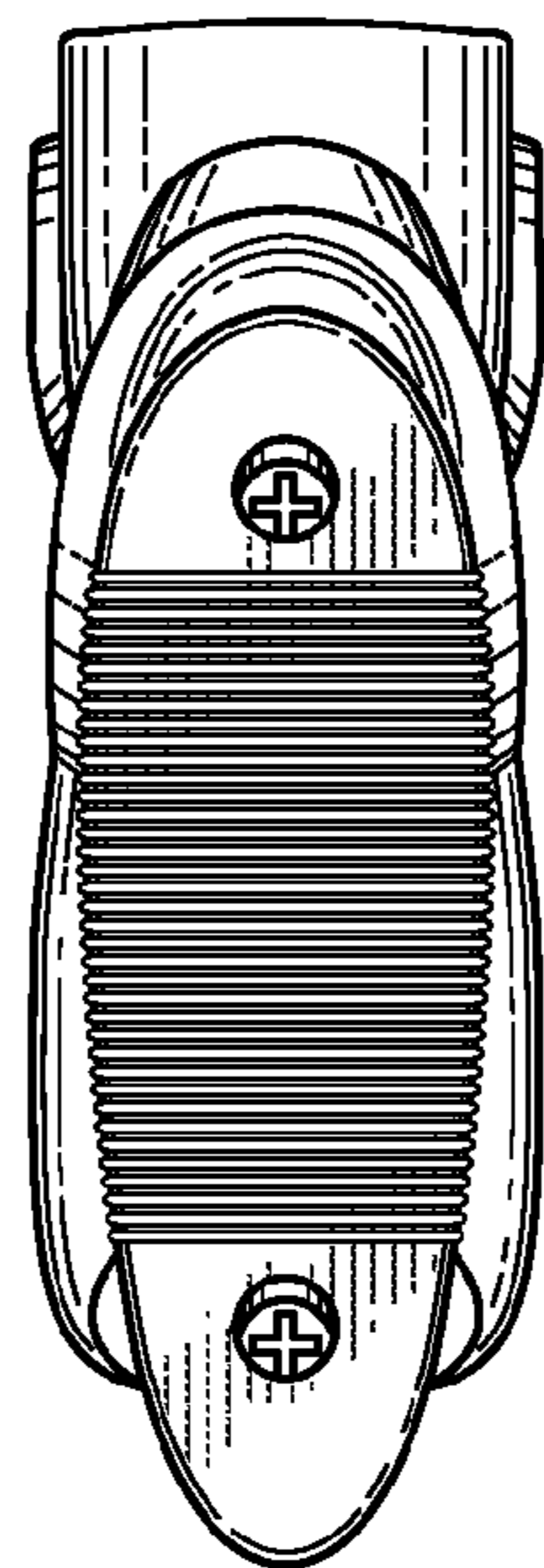


FIG. 7