



US00D631523S

(12) **United States Design Patent**
Pingalore

(10) **Patent No.:** **US D631,523 S**

(45) **Date of Patent:** **** Jan. 25, 2011**

(54) **GOLF PUTTING ACCESSORY**

(76) Inventor: **Michael Pingalore**, 704 Green Acre Ct.,
Belle Plaine, MN (US) 56011

(**) Term: **14 Years**

(21) Appl. No.: **29/354,754**

(22) Filed: **Jan. 28, 2010**

(51) **LOC (9) Cl.** **21-02**

(52) **U.S. Cl.** **D21/789**

(58) **Field of Classification Search** D21/789,
D21/791, 736-746, 753, 759; 473/226, 235,
473/236, 242, 251

See application file for complete search history.

(56) **References Cited**

U.S. PATENT DOCUMENTS

4,002,343	A *	1/1977	Eckert	473/251
4,116,448	A	9/1978	Crowe, Jr.		
4,139,198	A	2/1979	Kanavas		
4,323,246	A	4/1982	Nehrbas, Jr.		
4,413,824	A	11/1983	King et al.		
4,880,240	A	11/1989	Lewis		
5,160,142	A	11/1992	Marshall		
5,409,228	A	4/1995	Botsch		
5,441,270	A	8/1995	Williams		
5,465,972	A	11/1995	Cornett		
5,478,078	A	12/1995	Lee		
D369,846	S	5/1996	Jones		
5,527,041	A	6/1996	Terry, III et al.		
5,544,887	A	8/1996	Bryant		
5,643,098	A	7/1997	Monahan et al.		
5,665,007	A	9/1997	Tatum		
5,810,675	A	9/1998	Weathers		
5,846,140	A	12/1998	Hoburg		
5,957,782	A	9/1999	Madara		
6,001,024	A	12/1999	Van Alen, II et al.		
RE37,519	E	1/2002	Densberger et al.		
6,435,975	B2	8/2002	Middleton		
6,464,596	B1	10/2002	Belding		
D471,611	S *	3/2003	Smith	D21/791
6,634,955	B2	10/2003	Middleton		
6,702,688	B2 *	3/2004	Hale	473/226

6,722,999	B1	4/2004	Yi		
6,780,119	B1	8/2004	Gankas		
7,086,953	B2	8/2006	Pinder		
7,153,216	B1	12/2006	Pressley		
7,544,135	B1	6/2009	Higgins		
7,556,569	B1	7/2009	Caserta		
D602,547	S *	10/2009	Fellows et al.	D21/759

(Continued)

Primary Examiner—Mitchell I Siegel

(74) *Attorney, Agent, or Firm*—Moore & Hansen, PLLP

(57) **CLAIM**

I claim the ornamental design for a golf putting accessory, as shown and described.

DESCRIPTION

FIG. 1 is a perspective view of a golf putting accessory showing my new design, the golf putting accessory shown adjacent a golf club and golf ball;

FIG. 2 is a front view of the same golf putting accessory, shown without the golf club or golf ball;

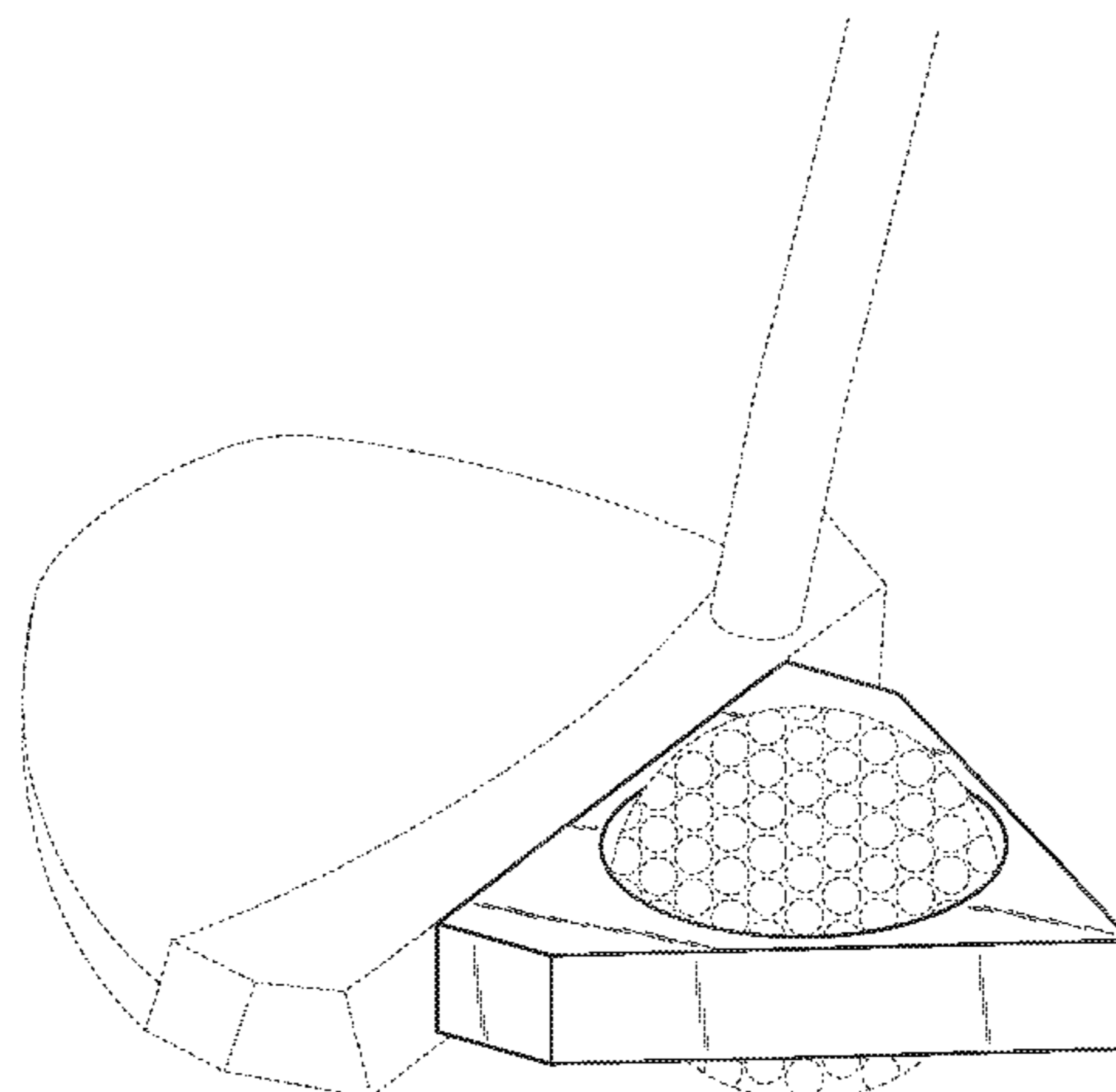
FIG. 3 is a back view of the same golf putting accessory of FIG. 2;

FIG. 4 is a right side view of the same golf putting accessory of FIG. 2, the left side view being a mirror image of the right side view; and,

FIG. 5 is a top view of the same golf putting accessory of FIG. 2, the bottom view being a mirror image of the top view.

The golf club and golf ball each shown in broken lines are for illustrative purposes only, and form no part of the claimed design.

1 Claim, 2 Drawing Sheets



US D631,523 S

Page 2

U.S. PATENT DOCUMENTS

7,601,072 B2	10/2009	Nelson		2006/0135278 A1	6/2006	Lee
D604,787 S *	11/2009	Hopkins D21/791	2006/0258474 A1	11/2006	Gruenke
2002/0016212 A1*	2/2002	Middleton 473/251	2007/0191130 A1	8/2007	Kouldus
2003/0130069 A1	7/2003	Baird		2008/0146372 A1	6/2008	John
				2009/0118035 A1	5/2009	Roenick

* cited by examiner

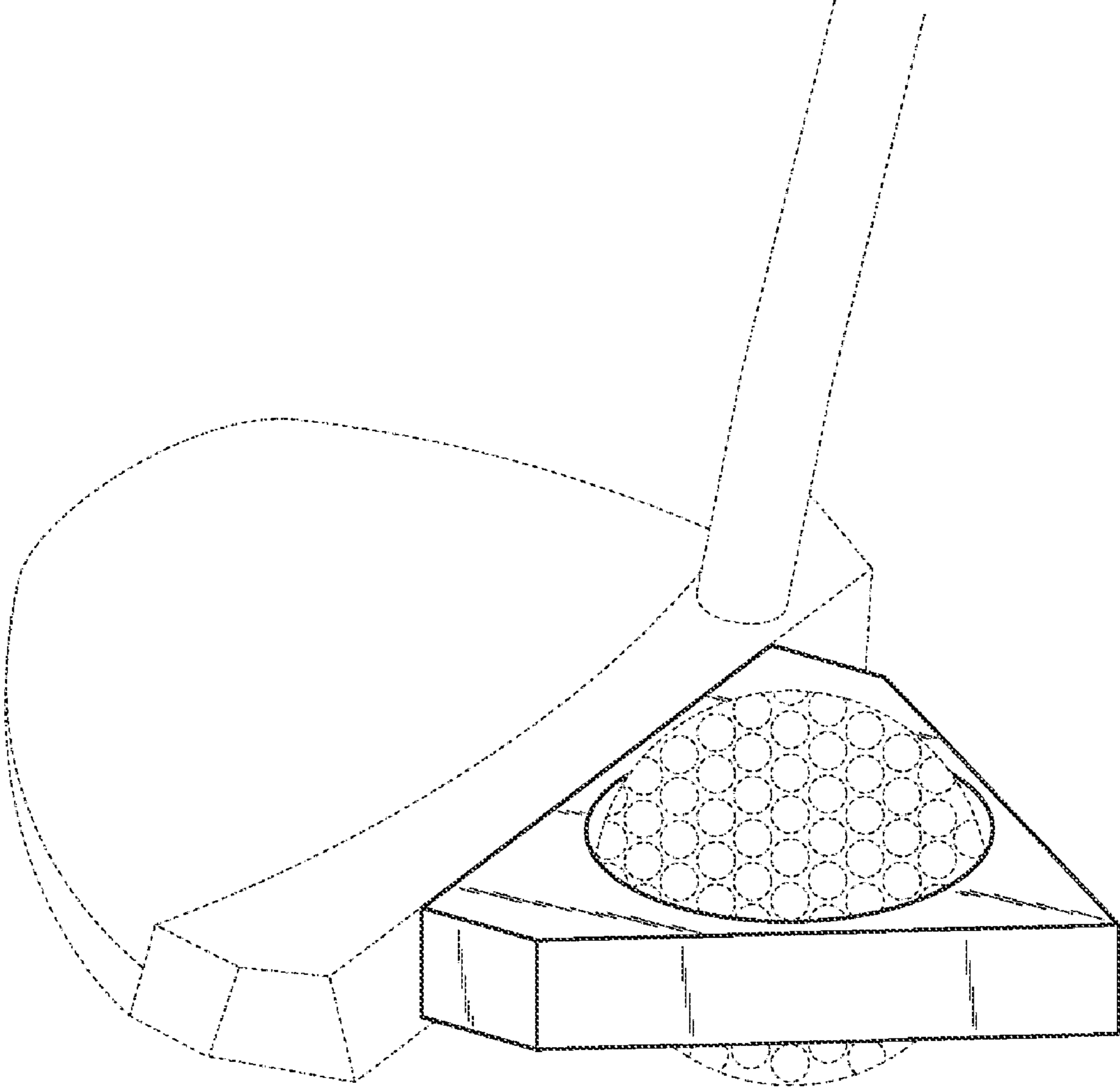


Fig. 1

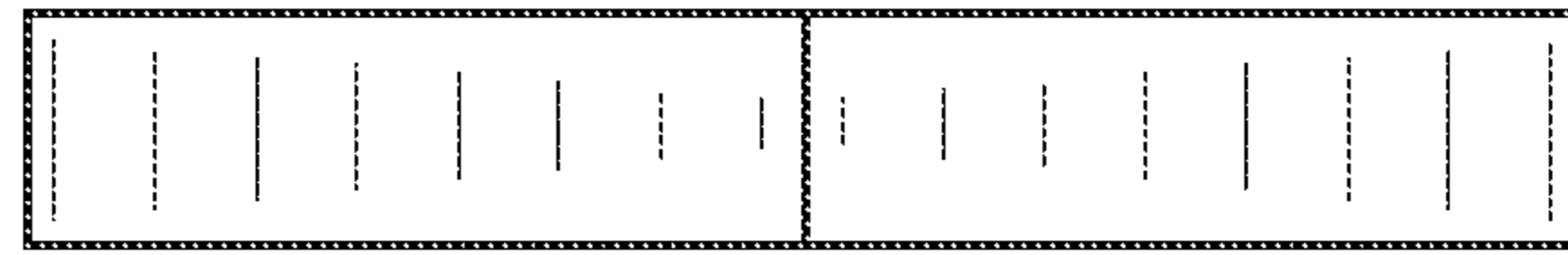


Fig. 2



Fig. 3



Fig. 4

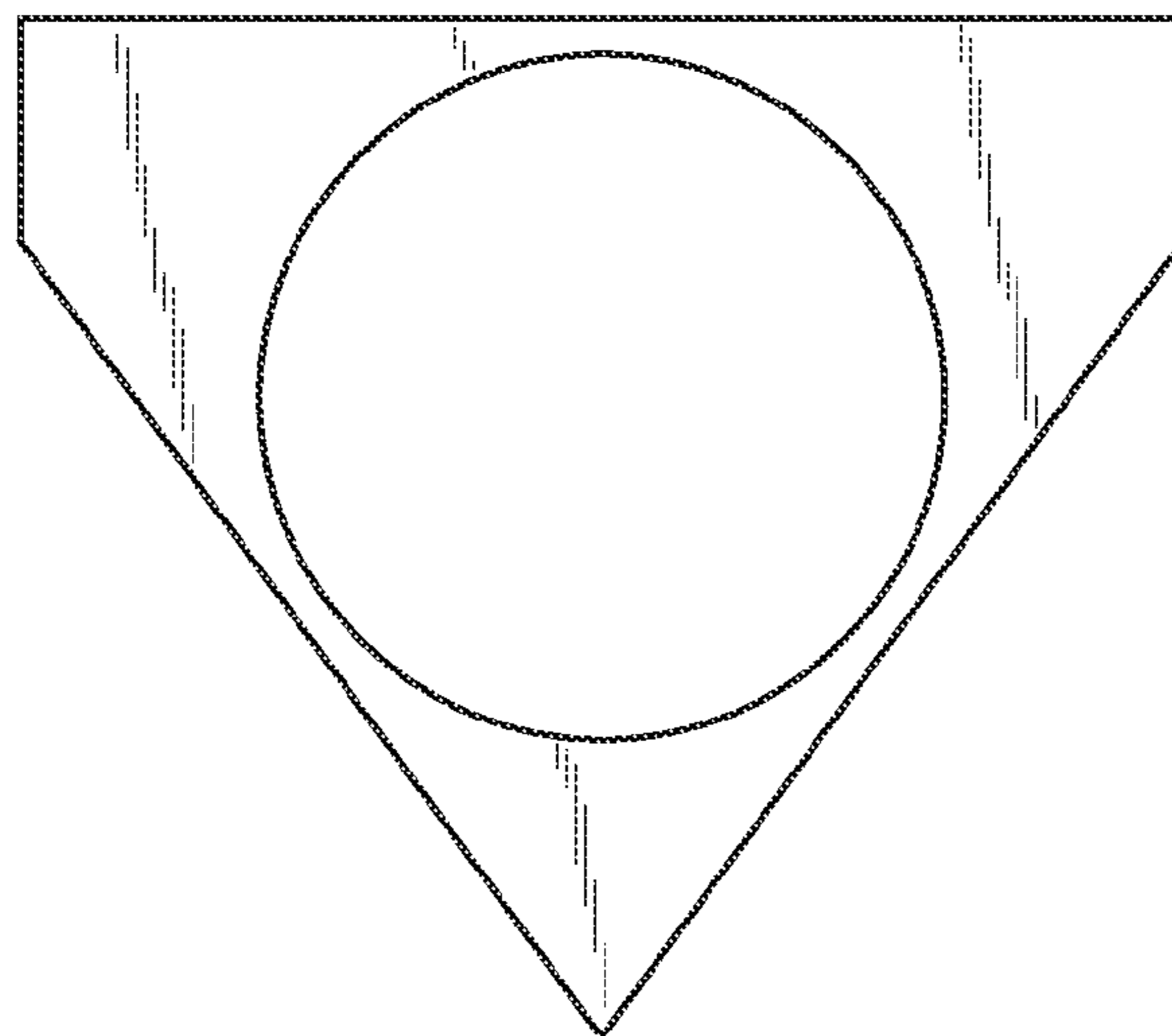


Fig. 5