



US00D631518S

(12) **United States Design Patent**
Coote

(10) **Patent No.:** **US D631,518 S**
(45) **Date of Patent:** **** Jan. 25, 2011**

(54) **DANCE POLE**

(75) Inventor: **Clive Coote**, Barnet (GB)

(73) Assignee: **Vertical Leisure Ltd**, Potters Bar (GB)

(**) Term: **14 Years**

(21) Appl. No.: **29/340,134**

(22) Filed: **Jul. 14, 2009**

(30) **Foreign Application Priority Data**

Jul. 2, 2009 (EM) 001568700

(51) **LOC (9) Cl.** **21-02**

(52) **U.S. Cl.** **D21/679**

(58) **Field of Classification Search** D21/662,
D21/679-684, 686, 691, 694, 797-798; 482/44-46,
482/51, 93, 105-108, 110-111, 121-122,
482/148; D6/462, 466, 498, 525; D3/5,
D3/7, 10; D26/93, 110; 248/519, 529; 135/98;
D25/126

See application file for complete search history.

(56) **References Cited**

U.S. PATENT DOCUMENTS

- 1,577,866 A * 3/1926 Mossberg 242/118.32
- D168,280 S * 11/1952 Schwartz D26/93
- 3,038,688 A * 6/1962 Thorburn 47/40.5
- D274,829 S * 7/1984 Bankier D21/679
- 4,504,893 A * 3/1985 Bostick, Sr. 362/253
- 4,756,524 A * 7/1988 Cooney 482/71
- 4,824,302 A * 4/1989 Schultheis et al. 410/151
- D331,872 S * 12/1992 Maruko D8/376
- 5,217,298 A * 6/1993 Jackson et al. 362/648
- D338,426 S * 8/1993 Horvath D11/146
- 5,354,031 A * 10/1994 Bilotti 248/519
- 5,497,972 A * 3/1996 Sofy 248/523

- D370,290 S * 5/1996 Papillon D26/110
- D381,838 S * 8/1997 Stenzel D6/462
- D385,604 S * 10/1997 Moore D21/679
- D389,599 S * 1/1998 Swanson D26/110
- D410,560 S * 6/1999 Bezborodko D26/110
- D428,515 S * 7/2000 Sherman D26/110
- 6,113,054 A * 9/2000 Ma 248/523
- 6,446,930 B1 * 9/2002 Li 248/519
- D470,305 S * 2/2003 Clarke D3/10
- 6,869,058 B2 * 3/2005 Tung 248/519
- 7,211,001 B2 * 5/2007 Motyka et 463/47.2
- D561,274 S * 2/2008 Turner D21/679

(Continued)

OTHER PUBLICATIONS

Google Search results www.pole-affinity.com/userimages/shop/XPert2.jpg copyright 2009.*

(Continued)

Primary Examiner—Susan E Krakower
(74) *Attorney, Agent, or Firm*—BainwoodHuang

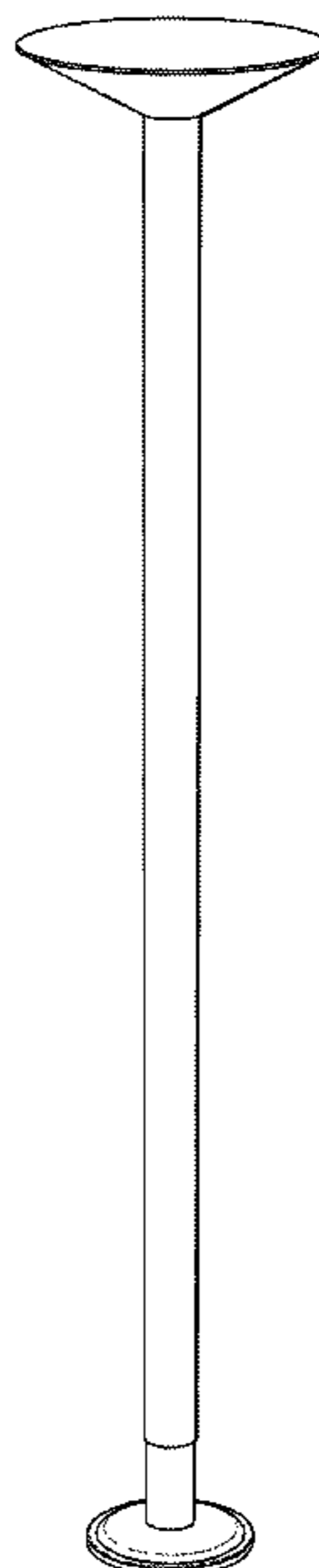
(57) **CLAIM**

The ornamental design for a dance pole, as shown and described.

DESCRIPTION

FIG. 1 is a perspective view of a dance pole according to my new design;
FIG. 2 is a side view of the dance pole;
FIG. 3 is a top view of the dance pole; and,
FIG. 4 is a bottom view of the dance pole.

1 Claim, 2 Drawing Sheets



US D631,518 S

Page 2

U.S. PATENT DOCUMENTS

D583,425 S * 12/2008 Kushner D21/686
2004/0220031 A1* 11/2004 Blacker 482/148
2007/0293372 A1* 12/2007 Kessler 482/51
2008/0169406 A1* 7/2008 Weiss et al. 248/519

2010/0197464 A1* 8/2010 Coote 482/51

OTHER PUBLICATIONS

“X-Pole: Professional Portable Exercise & Dance Pole,” X-Pole leaf-
let2.indd, Vertical Leisure Ltd., Oct. 11, 2005, pp. 1-8.

* cited by examiner

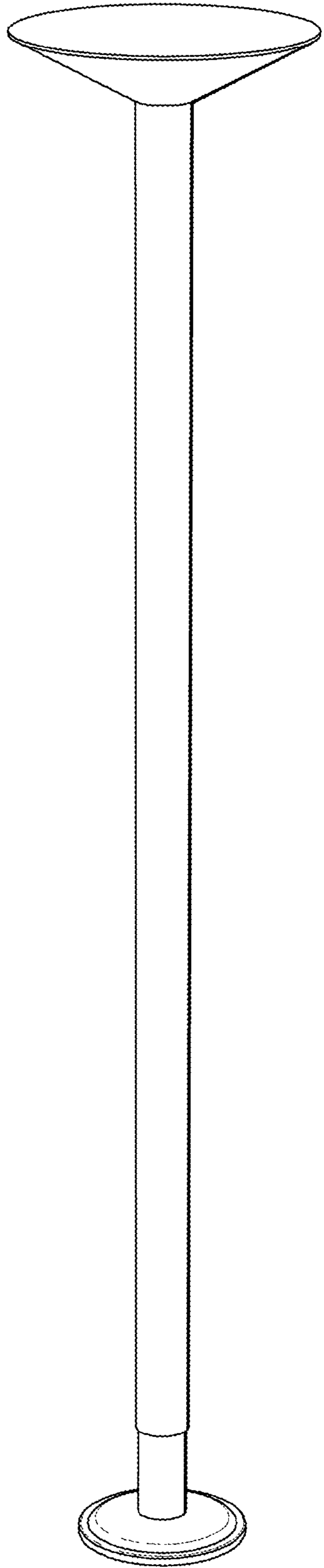


Fig. 1

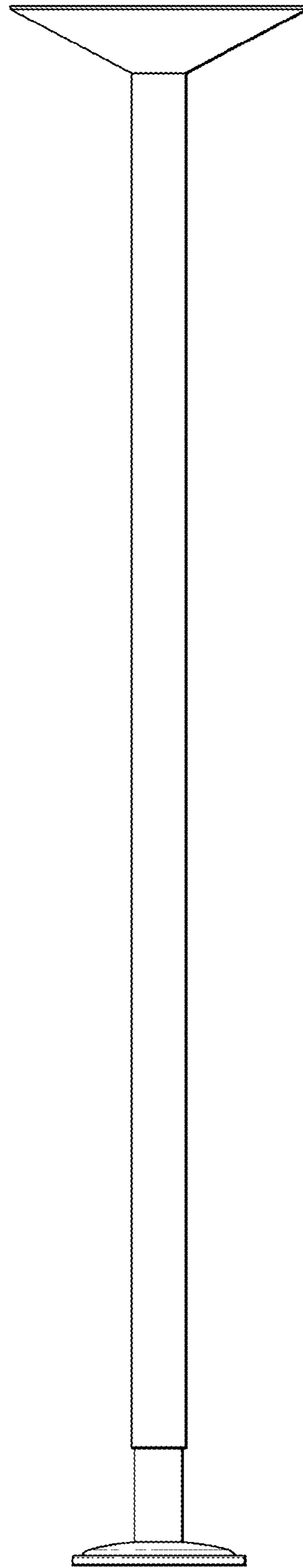


Fig. 2




Fig. 3

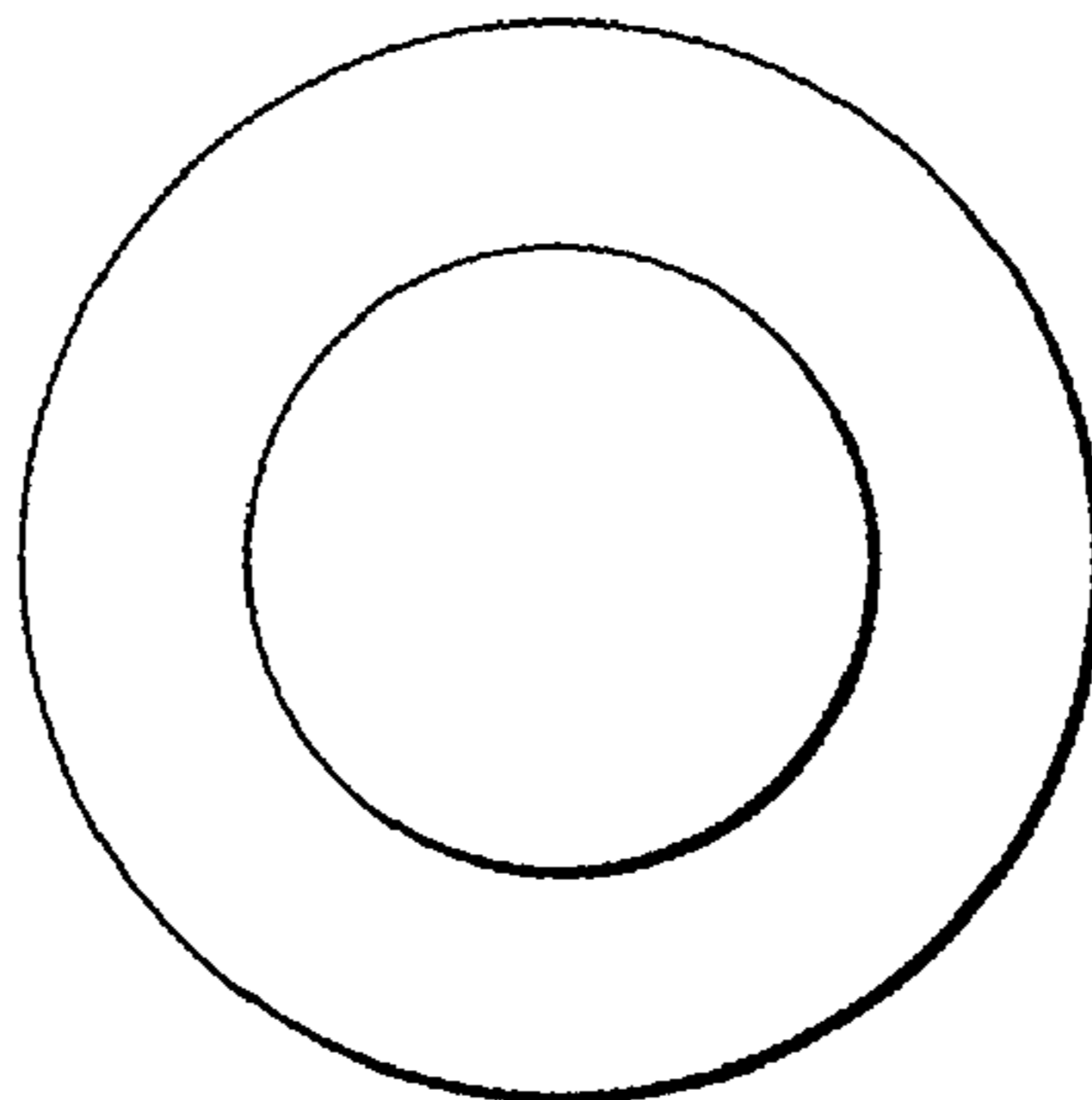


Fig. 4