



US00D631516S

(12) **United States Design Patent**
Kaakkola et al.

(10) **Patent No.:** **US D631,516 S**
(45) **Date of Patent:** **** Jan. 25, 2011**

(54) **PAINTBALL LOADER**

(75) Inventors: **Eero Kaakkola**, San Diego, CA (US);
Bryon Benini, San Marcos, CA (US);
Gerald R. Parks, Chula Vista, CA (US)

(73) Assignee: **Dye Precision, Inc.**, San Diego, CA (US)

(**) Term: **14 Years**

(21) Appl. No.: **29/339,781**

(22) Filed: **Jul. 7, 2009**

Related U.S. Application Data

(63) Continuation of application No. 29/328,096, filed on Nov. 18, 2008, now Pat. No. Des. 597,152, which is a continuation of application No. 12/256,434, filed on Oct. 22, 2008.

(51) **LOC (9) Cl.** **21-01**

(52) **U.S. Cl.** **D21/570**

(58) **Field of Classification Search** D21/567,
D21/570-575; D22/100, 101, 103, 104,
D22/108, 109; 124/41.1, 45, 48, 49, 51.1,
124/52, 55, 56, 69, 70-74, 79, 82

See application file for complete search history.

(56) **References Cited**

U.S. PATENT DOCUMENTS

3,610,223	A	10/1971	Green	
5,166,457	A	11/1992	Lorenzetti	
5,749,797	A	5/1998	Sunseri et al.	
5,816,232	A	10/1998	Bell	
5,954,042	A	9/1999	Harvey	
6,109,252	A	8/2000	Stevens	
6,142,137	A *	11/2000	MacLaughlin	124/72
6,305,367	B1 *	10/2001	Kotsiopoulos et al.	124/49
6,327,953	B1	12/2001	Andresen	
D459,767	S	7/2002	Rushton	
6,415,781	B1	7/2002	Perrone	
6,481,432	B2	11/2002	Rushton et al.	
6,502,567	B1	1/2003	Christopher et al.	

6,526,955	B1	3/2003	Juan	
6,644,293	B2 *	11/2003	Jong	124/52
6,684,873	B1 *	2/2004	Anderson et al.	124/82
6,725,852	B1	4/2004	Yokota et al.	
6,739,323	B2	5/2004	Tippmann, Jr.	
7,017,569	B2	3/2006	Jong	
D535,339	S	1/2007	Broersma	
7,222,617	B2	5/2007	Andresen	
D544,047	S	6/2007	Bell et al.	
7,234,456	B2	6/2007	Andresen	
7,343,909	B2	3/2008	Christopher et al.	
D567,302	S	4/2008	Choi	
D567,303	S	4/2008	Neumaster	
D572,318	S *	7/2008	Broersma	D21/573
D584,776	S	1/2009	Stevens	
2002/0129805	A1 *	9/2002	Sullivan, Jr.	124/49

(Continued)

Primary Examiner—Cynthia M Chin

(74) *Attorney, Agent, or Firm*—Knobbe Martens Olson & Bear LLP

(57)

CLAIM

The ornamental design for a paintball loader, as shown and described.

DESCRIPTION

FIG. 1 is a back side perspective view of a paintball loader showing our new design;

FIG. 2 is a back view thereof;

FIG. 3 is a front view thereof;

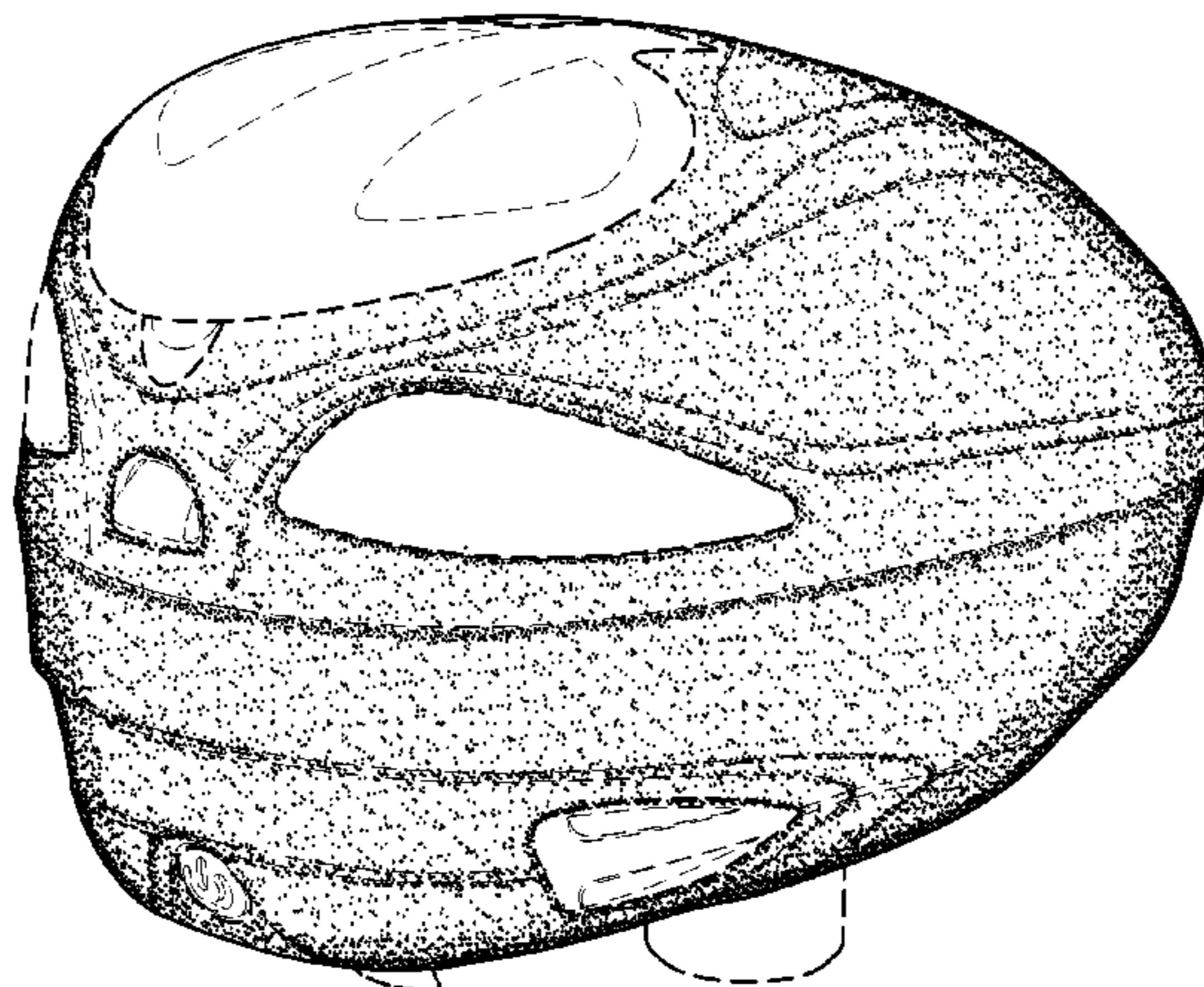
FIG. 4 is a first side view thereof, the other side being a mirror image of the first side;

FIG. 5 is a top view thereof; and,

FIG. 6 is a bottom view thereof.

The broken line portions of the paintball loader are for illustrative purposes only and are not intended to limit the claimed design to the features shown in broken lines.

1 Claim, 4 Drawing Sheets



US D631,516 S

Page 2

U.S. PATENT DOCUMENTS

2003/0047173	A1 *	3/2003	Juan	124/49	2006/0081233	A1	4/2006	Andresen
2004/0074489	A1 *	4/2004	Neumaster et al.	124/79	2006/0086347	A1	4/2006	Hedberg
2006/0054151	A1	3/2006	Christopher et al.		2008/0017178	A1	1/2008	Marques et al.
					2008/0047537	A1	2/2008	Kulp et al.

* cited by examiner

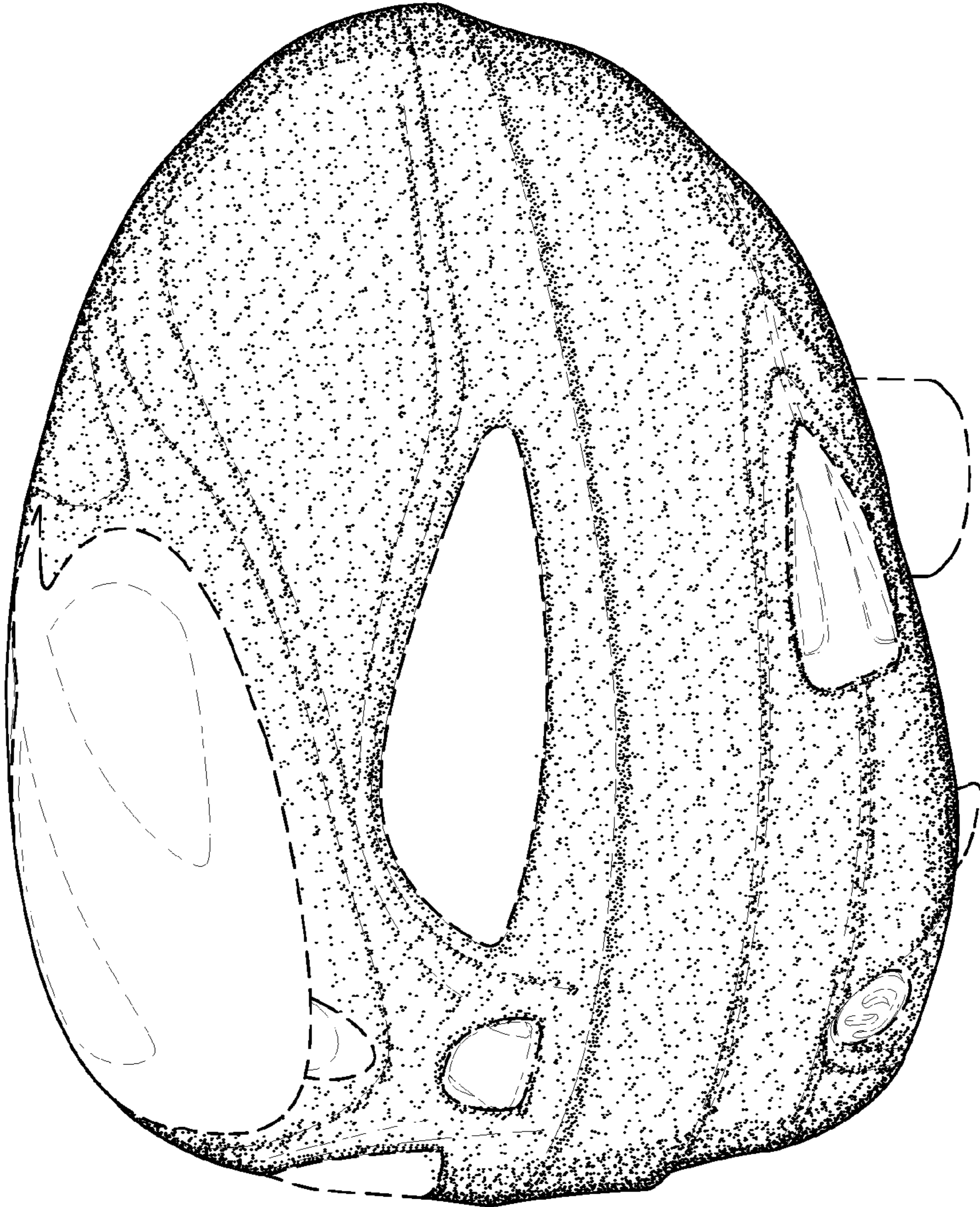


FIG. 1

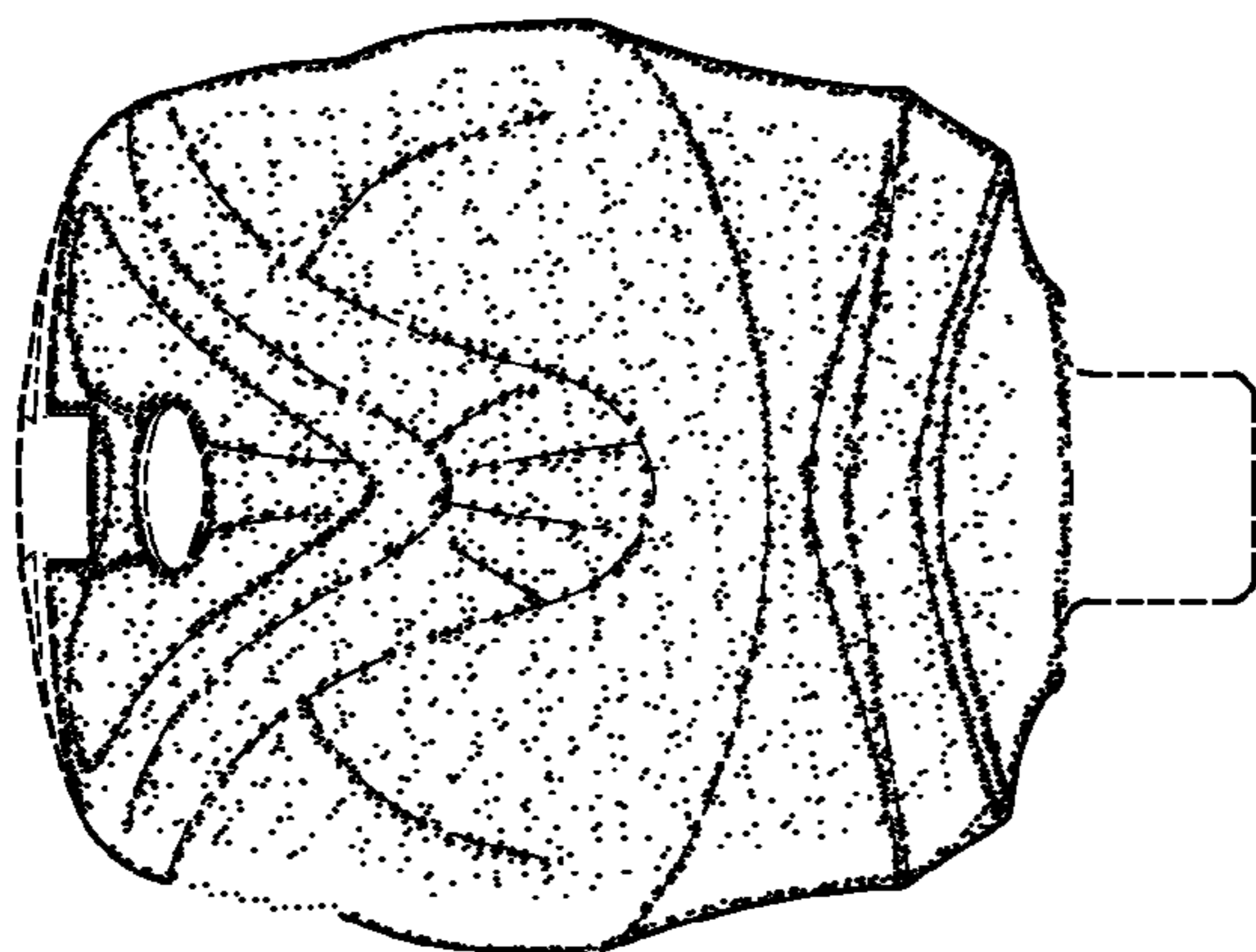


FIG. 3

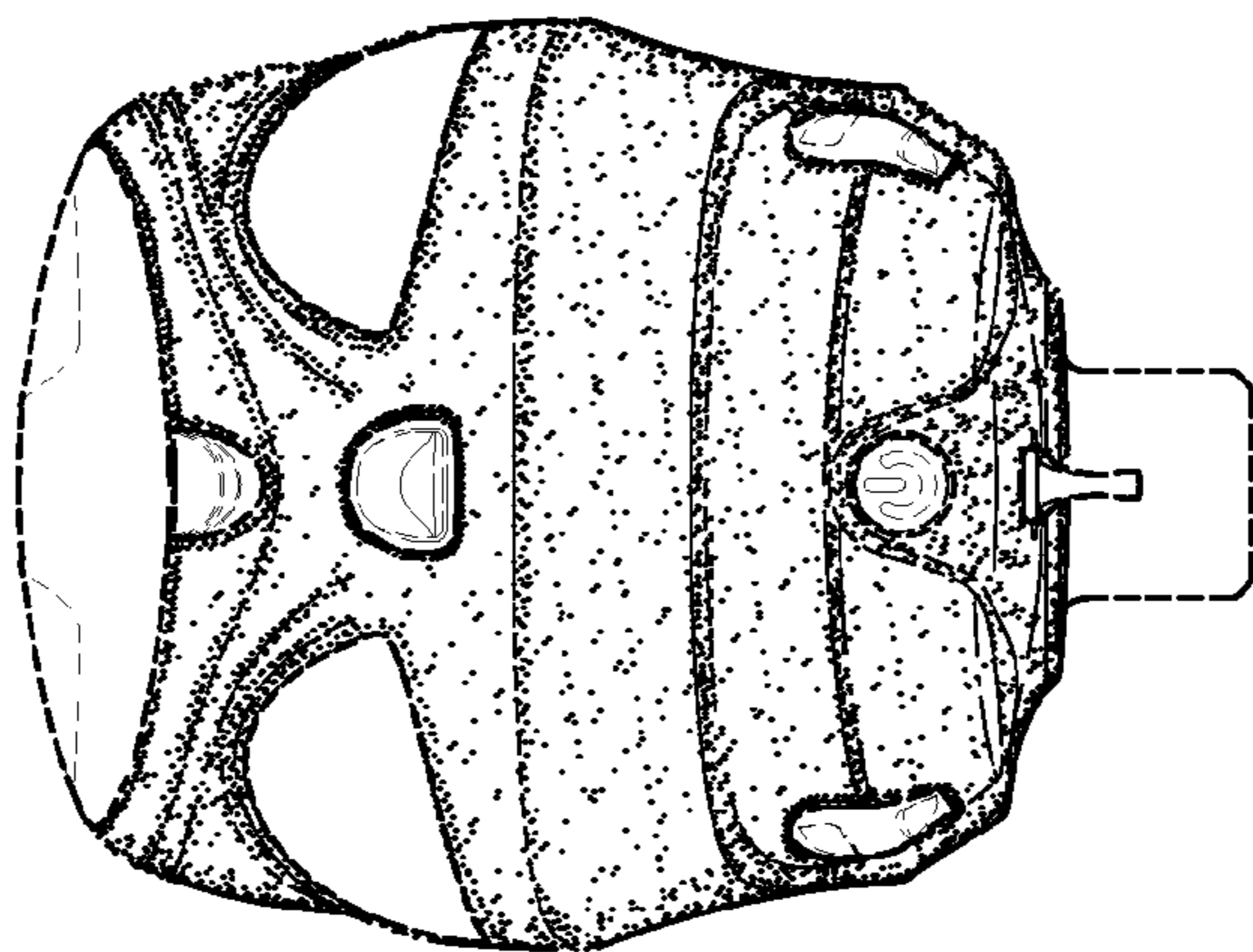


FIG. 2

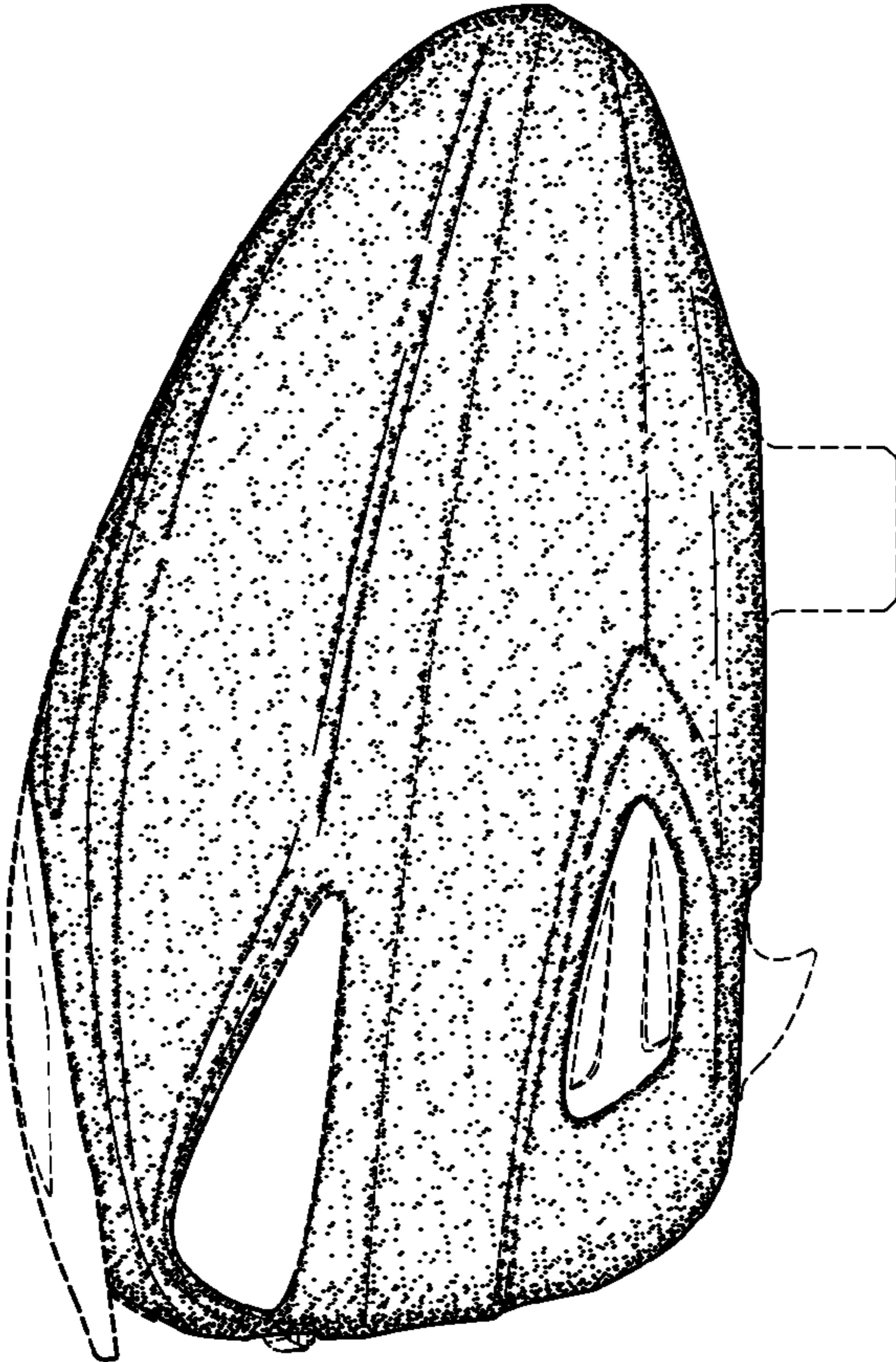


FIG. 4

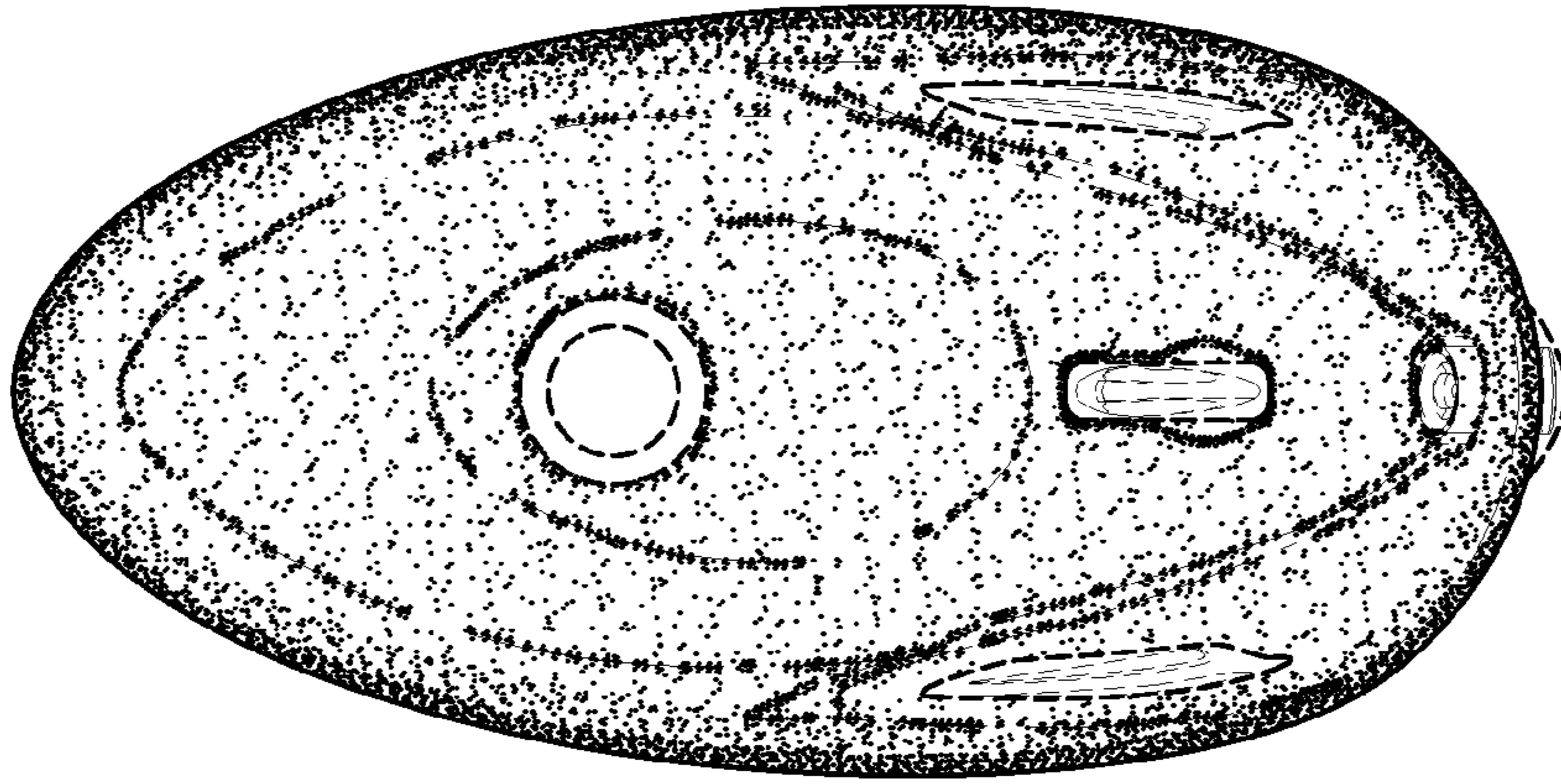


FIG. 6

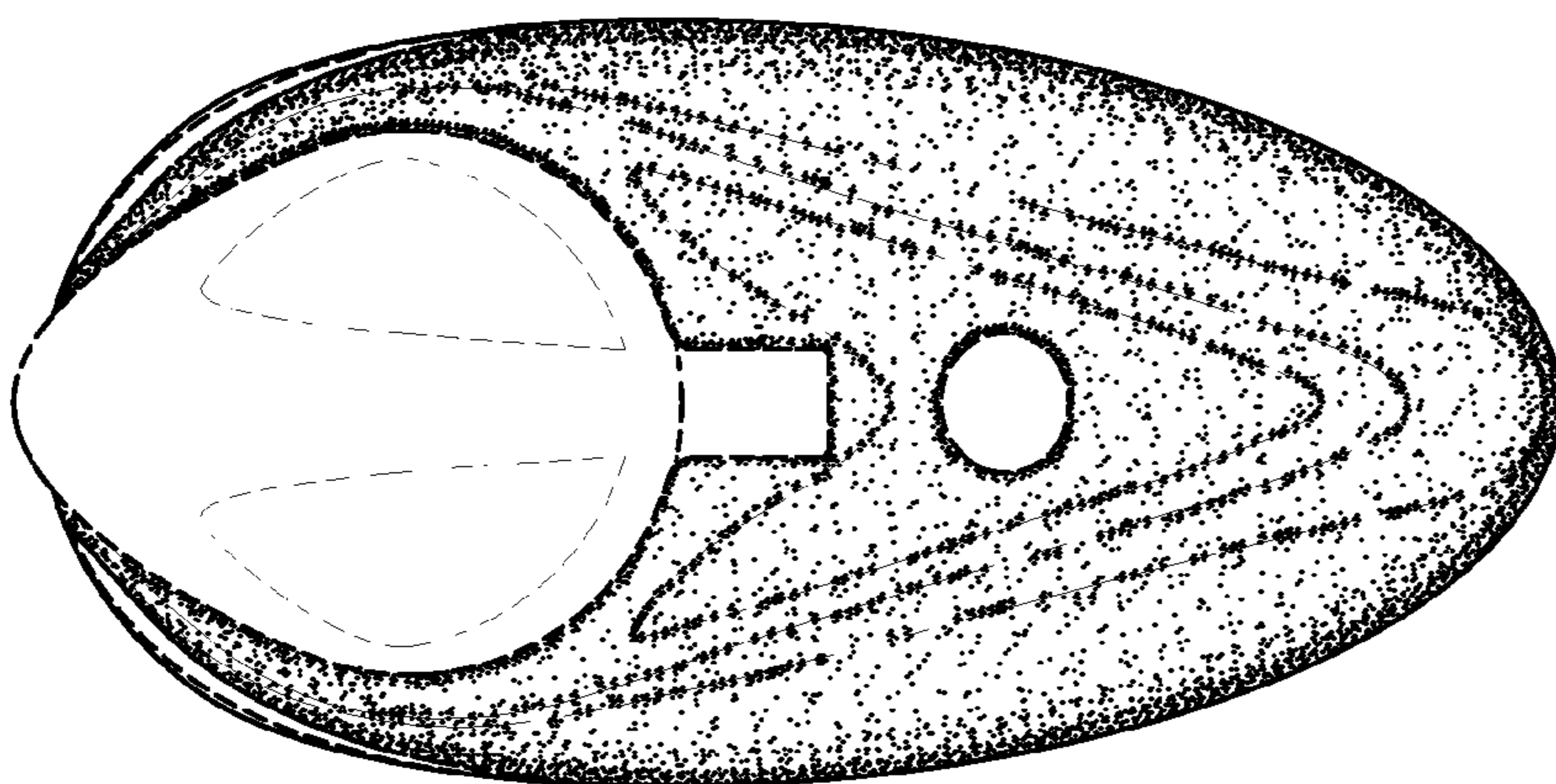


FIG. 5