



US00D631514S

(12) **United States Design Patent**
Baker

(10) **Patent No.:** **US D631,514 S**

(45) **Date of Patent:** **** Jan. 25, 2011**

(54) **ADDRESS LIGHT**

(76) **Inventor:** **Walter D. Baker**, 319 E. 3rd Ave.,
Roselle, NJ (US) 07203

(**) **Term:** **14 Years**

(21) **Appl. No.:** **29/363,050**

(22) **Filed:** **Jun. 3, 2010**

(51) **LOC (9) Cl.** **20-03**

(52) **U.S. Cl.** **D20/17**

(58) **Field of Classification Search** D20/10,
D20/12-15, 17-19, 39-42, 99; 40/124.01-124.09,
40/124.11-124.19, 124.191, 368, 446, 447,
40/452, 453, 538, 541, 542, 564, 565, 568,
40/571, 572, 574-577, 584, 585, 600, 606.12-606.14,
40/606.18, 612, 618, 661, 661.02; D10/104,
D10/109; D26/31; 313/513; 362/235, 612,
362/812

See application file for complete search history.

(56) **References Cited**

U.S. PATENT DOCUMENTS

D89,226 S	2/1933	Von Alt	
2,165,595 A *	7/1939	Weinhart	40/618
2,253,236 A *	8/1941	Huey	40/571
D216,866 S *	3/1970	Greco	D20/17
D256,810 S *	9/1980	Coleman	D20/10
D288,940 S	3/1987	Rutter	
D300,642 S *	4/1989	Pawlik et al.	D20/10
4,903,172 A *	2/1990	Schoniger et al.	362/612
5,020,253 A *	6/1991	Lie et al.	40/576
D343,199 S *	1/1994	Kunzer	D20/17
D355,220 S	2/1995	Russo	
D356,119 S	3/1995	Roesser, Jr.	
5,435,087 A *	7/1995	Karkar et al.	40/575
D377,809 S	2/1997	DiMarco, Sr.	
D378,684 S	4/1997	Duppins	
5,778,579 A *	7/1998	Yuen	40/564
D430,901 S *	9/2000	Palmer	D20/10

D432,173 S	10/2000	Baker	
D444,503 S	7/2001	Phelps	
D445,835 S	7/2001	Znutas	
D460,784 S	7/2002	Emma	
D461,847 S	8/2002	Phelps	
D469,128 S	1/2003	Hilton	
D476,039 S	6/2003	Forman	
D476,371 S	6/2003	Senne	
D482,402 S	11/2003	Burns	
D483,073 S	12/2003	Hilton	
6,658,774 B1 *	12/2003	Munter et al.	40/574
D497,392 S	10/2004	Benoit	
D509,855 S	9/2005	Hilton	
7,220,019 B2 *	5/2007	Cheung et al.	362/235
D589,092 S	3/2009	Glover	

* cited by examiner

Primary Examiner—Mary Ann Calabrese

(74) *Attorney, Agent, or Firm*—QuickPatents, Inc.; Kevin Prince

(57) **CLAIM**

What is claimed is the ornamental design for a address light, as shown and described.

DESCRIPTION

FIG. 1 is a perspective view of an address light, showing the new design;

FIG. 2 is a front elevational view thereof;

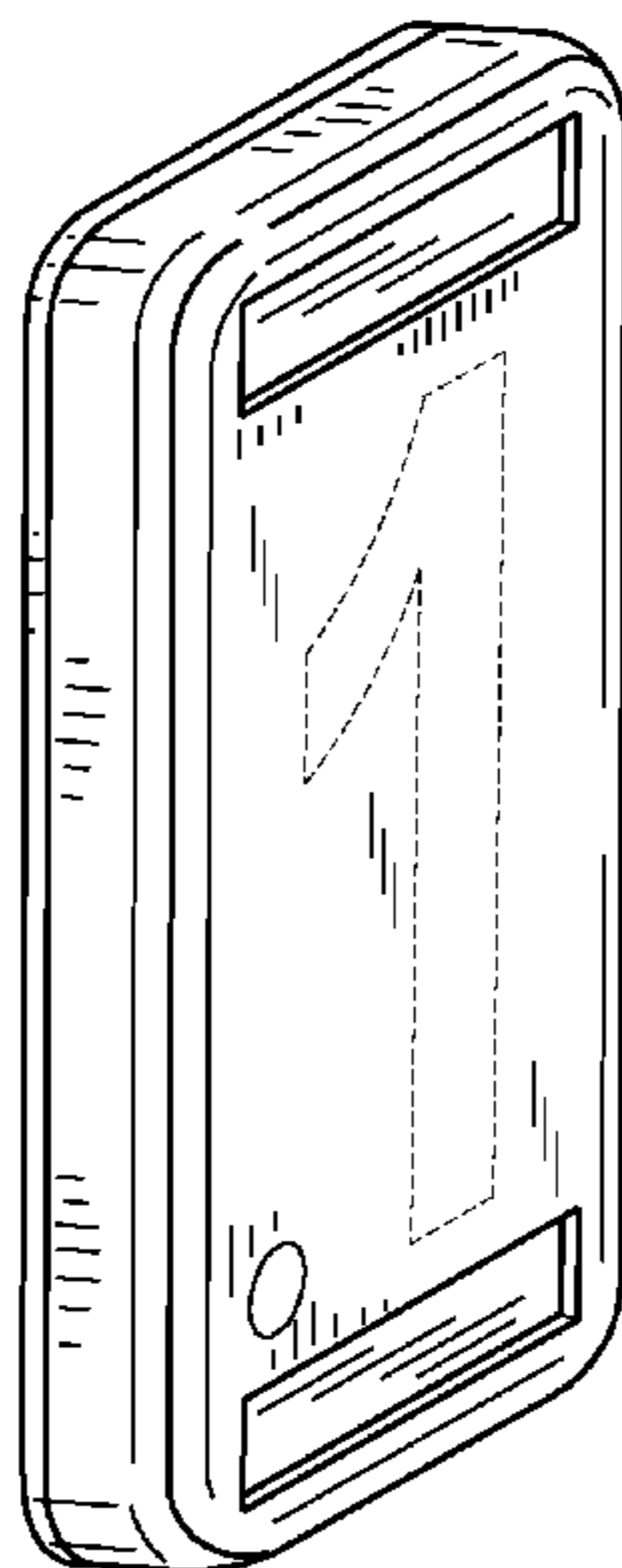
FIG. 3 is a rear elevational view thereof;

FIG. 4 is a right-side elevational view thereof, the left-side elevational view being a mirror image thereof; and,

FIG. 5 is a top plan view thereof; the bottom view being a mirror image thereof.

The broken lines showing a numeral in FIG. 1 are included for the purpose of illustrating the invention in use, and form no part of the claimed design. All other broken lines represent features which form no part of the claimed design.

1 Claim, 2 Drawing Sheets



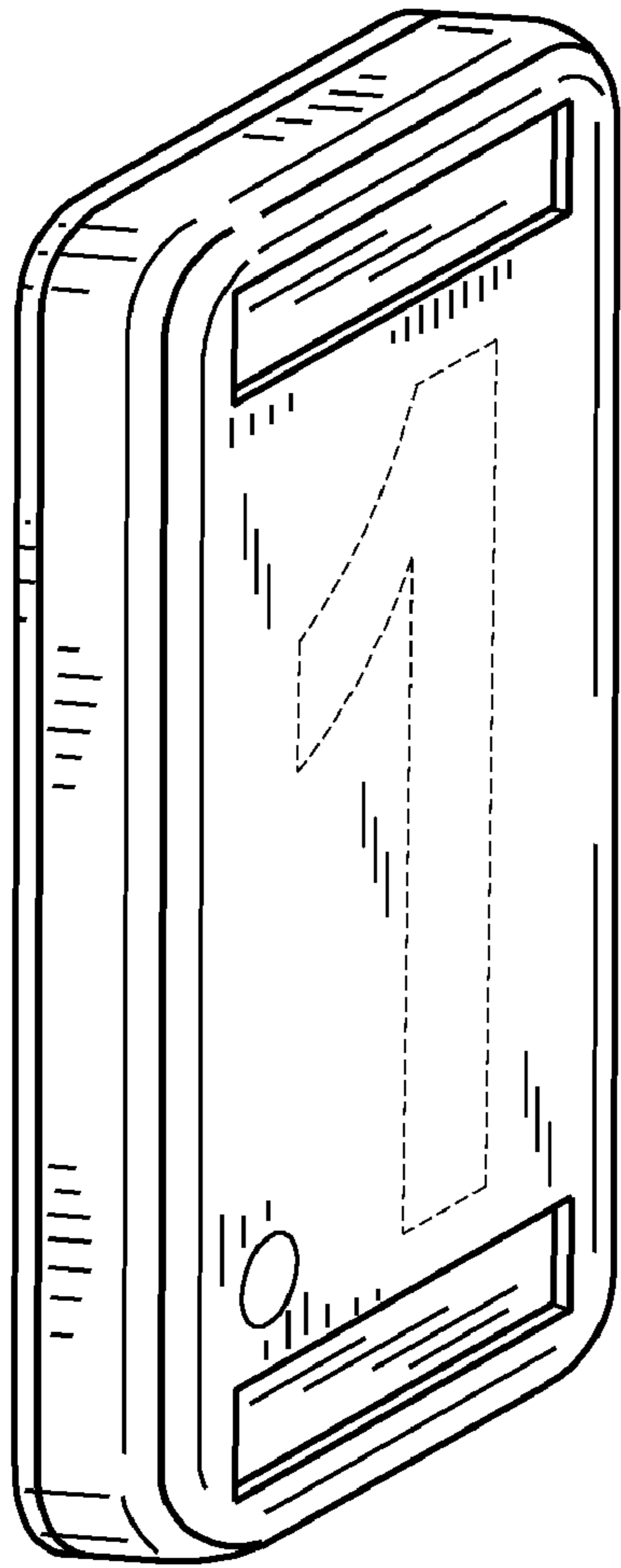


FIG. 1

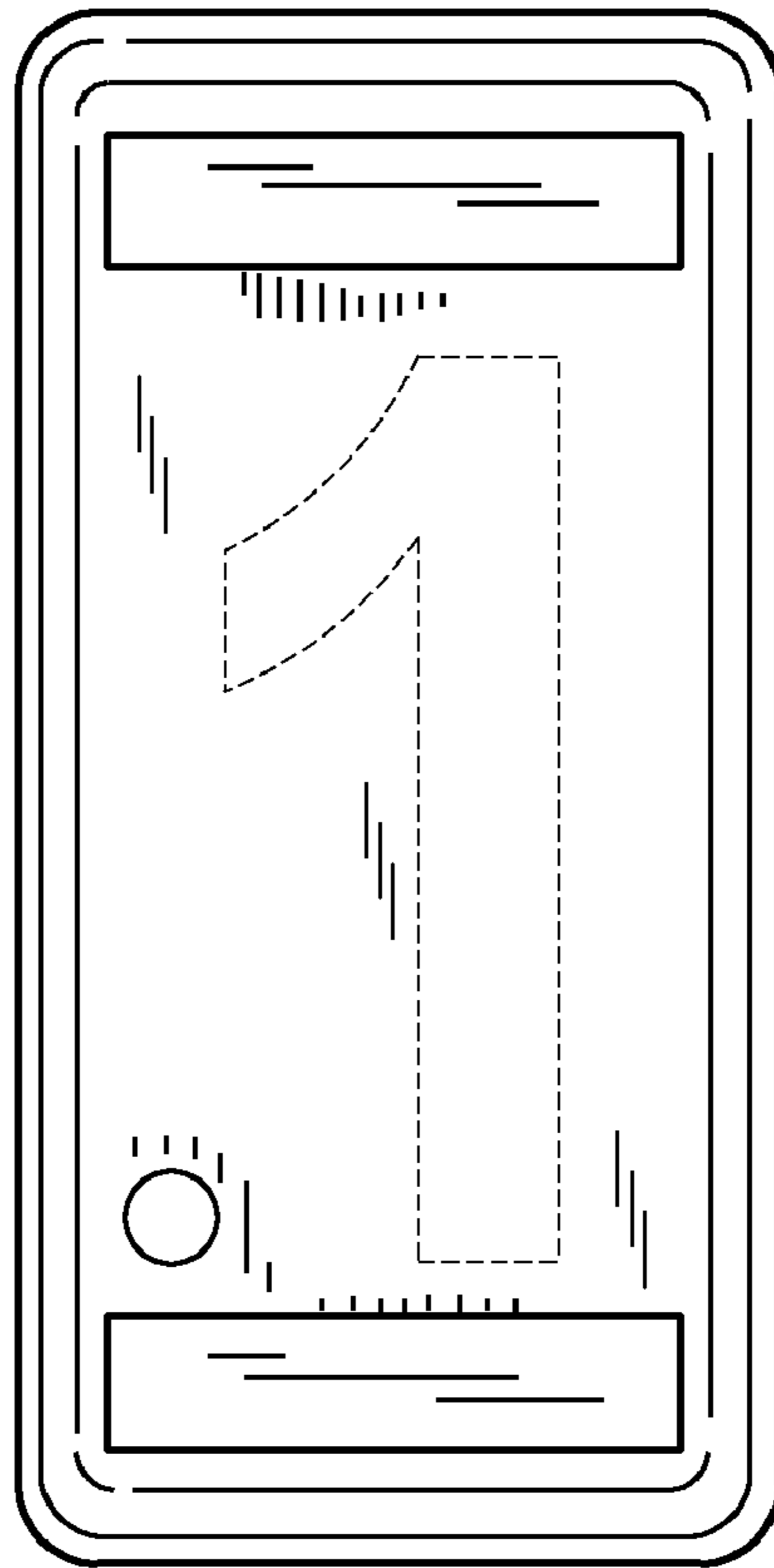


FIG. 2




FIG. 3

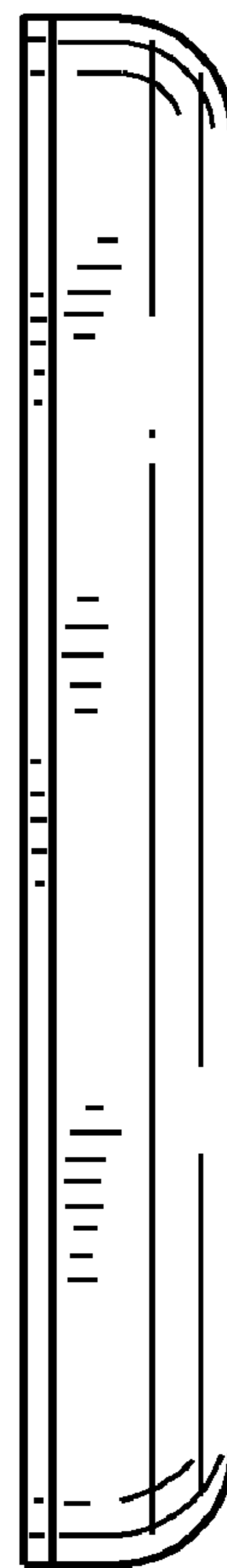


FIG. 4

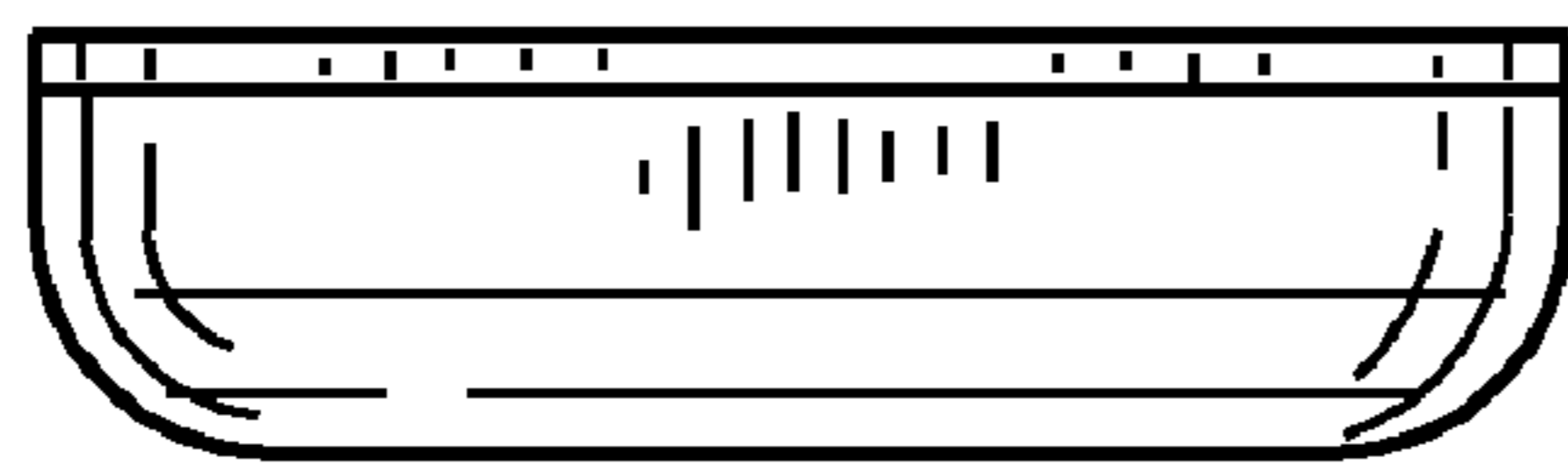


FIG. 5