



US00D631511S

(12) **United States Design Patent**
Stravitz

(10) **Patent No.:** **US D631,511 S**

(45) **Date of Patent:** **** Jan. 25, 2011**

(54) **THREE POCKET STORAGE RACK**

(76) Inventor: **David M. Stravitz**, 16 Park Ave., New York, NY (US) 10016

(**) Term: **14 Years**

(21) Appl. No.: **29/349,566**

(22) Filed: **Apr. 15, 2010**

(51) **LOC (9) Cl.** **19-02**

(52) **U.S. Cl.** **D19/90**

(58) **Field of Classification Search** D6/449,
D6/473, 474, 477, 478, 479, 553; D19/75,
D19/77, 78, 86-87, 90-92; 206/215; 211/10,
211/11, 45, 50, 55, 126.1, 126.2, 126.13,
211/126.16; 312/183

See application file for complete search history.

(56) **References Cited**

U.S. PATENT DOCUMENTS

1,331,682	A *	2/1920	Smith	220/476
D229,427	S *	11/1973	Hunt	D14/483
D270,648	S *	9/1983	Mayo	D19/67
D319,359	S *	8/1991	Turley	D6/407
D334,676	S *	4/1993	Liptak	D6/476
D390,268	S *	2/1998	Stravitz	D19/90
5,803,275	A *	9/1998	Schweitzer	211/88.01
5,823,359	A *	10/1998	Harris et al.	211/11
5,826,730	A *	10/1998	Stravitz	211/55
D411,399	S *	6/1999	Stravitz	D6/567
D413,749	S *	9/1999	Stravitz	D6/567
D418,692	S *	1/2000	Funawatari et al.	D6/407
6,092,672	A *	7/2000	Harris et al.	211/11
D443,436	S *	6/2001	Harada et al.	D6/407
D451,744	S *	12/2001	Stravitz	D6/571

D453,275	S *	2/2002	Stravitz	D6/570
D459,398	S *	6/2002	Stravitz	D19/90
D486,185	S *	2/2004	Sheldon et al.	D19/90
D494,625	S *	8/2004	Stravitz	D19/90
D494,760	S *	8/2004	Yuan	D3/313
D495,007	S *	8/2004	Stravitz	D19/90
D497,391	S *	10/2004	Stravitz	D19/90
D498,264	S *	11/2004	Chen et al.	D19/90
D500,022	S *	12/2004	Rath et al.	D14/206
D504,469	S *	4/2005	Chen et al.	D19/90
6,938,765	B2 *	9/2005	Awad	206/354
7,104,408	B2 *	9/2006	Stravitz	211/11
D555,736	S *	11/2007	Decarlo et al.	D19/90
D601,837	S *	10/2009	Evans	D6/553

* cited by examiner

Primary Examiner—Elizabeth A Albert

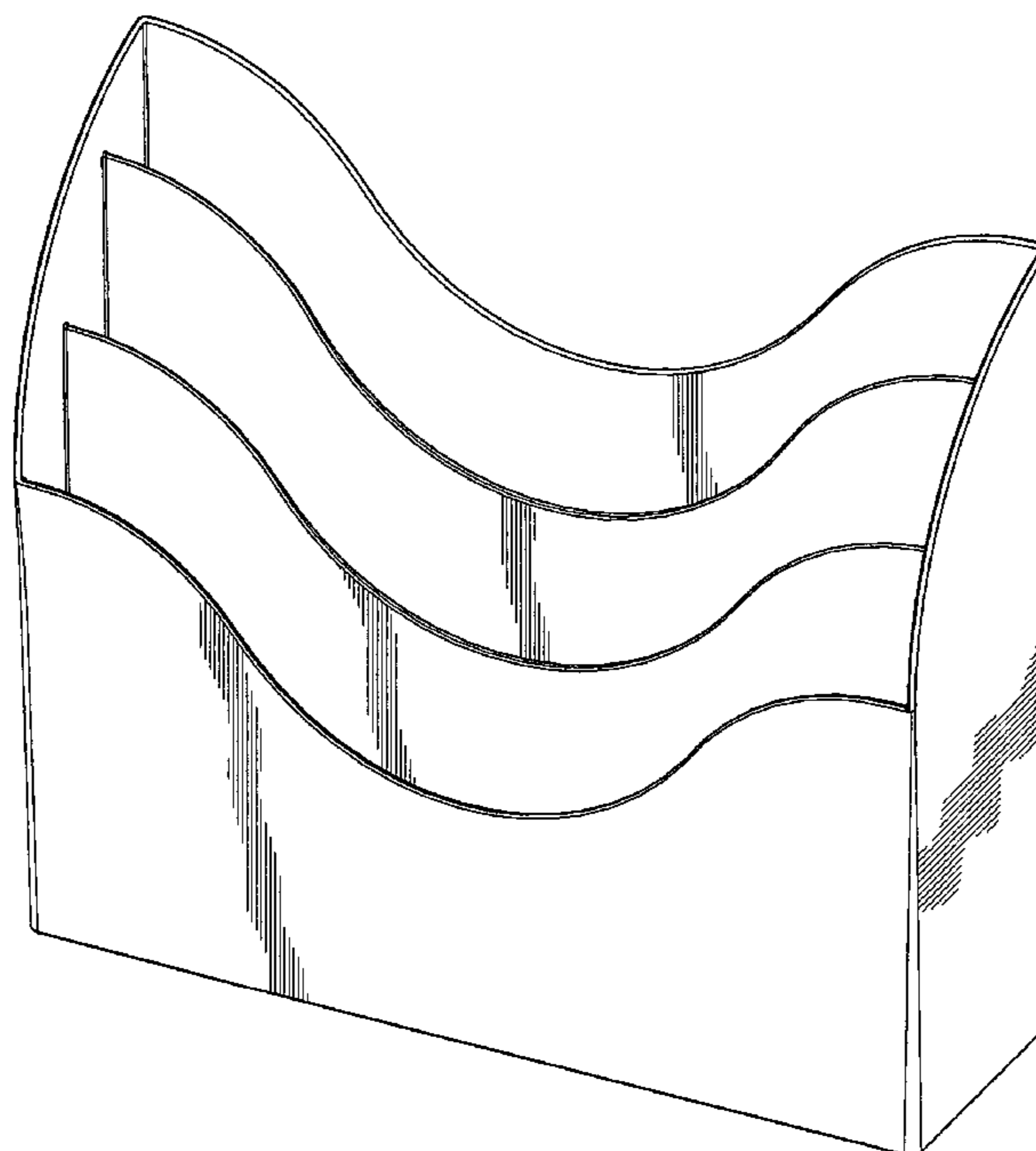
(57) **CLAIM**

The ornamental design for a three pocket storage rack, as shown and described.

DESCRIPTION

FIG. 1 is a top, front, right side perspective view of a three pocket storage rack showing my new design;
FIG. 2 is a bottom, rear, left side perspective view thereof;
FIG. 3 is a front elevational view thereof;
FIG. 4 is a rear elevational view thereof;
FIG. 5 is a right side elevational view thereof;
FIG. 6 is a left side elevational view thereof;
FIG. 7 is a top plan view thereof; and,
FIG. 8 is a bottom plan view thereof.

1 Claim, 5 Drawing Sheets



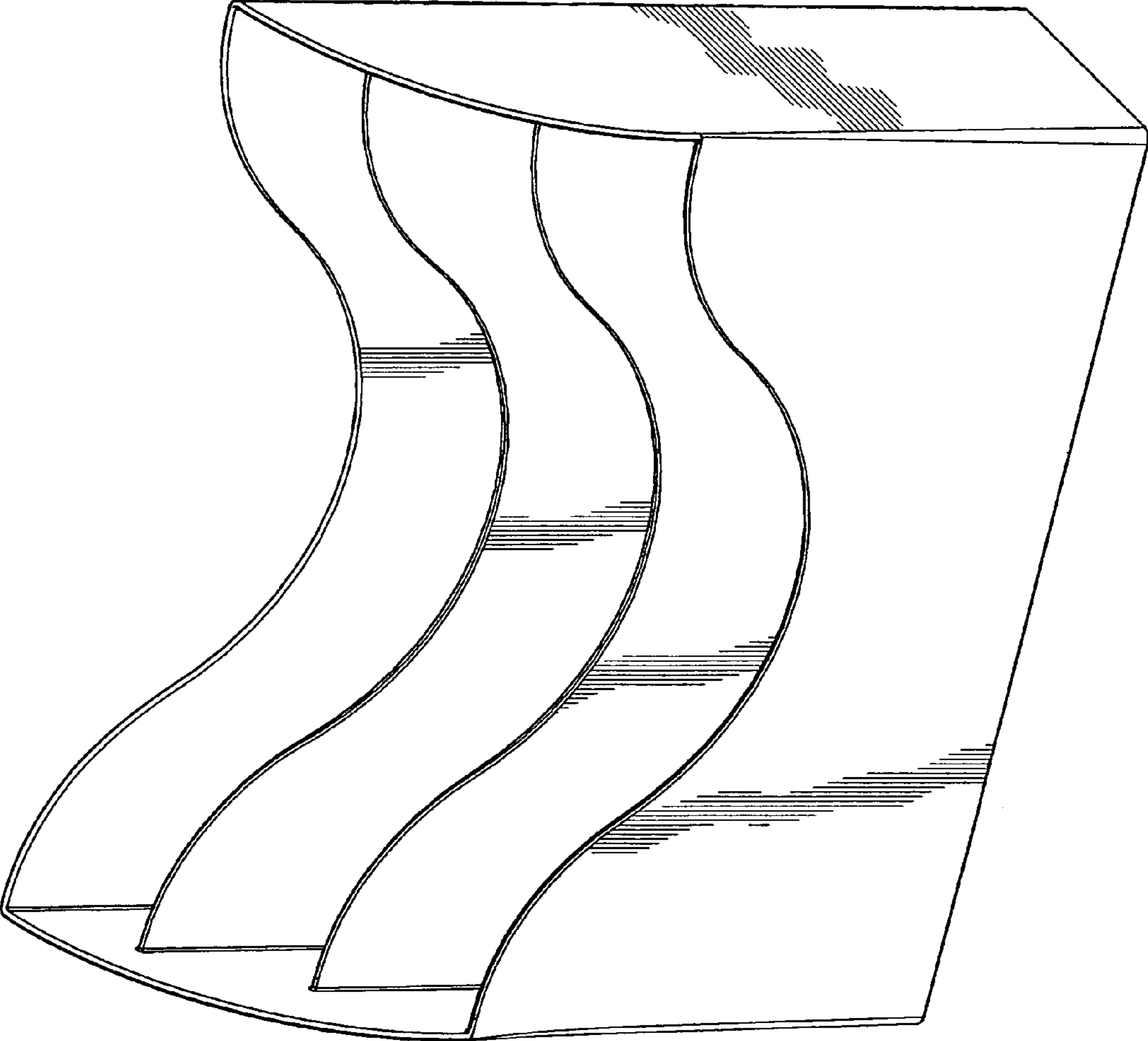


FIG. 1

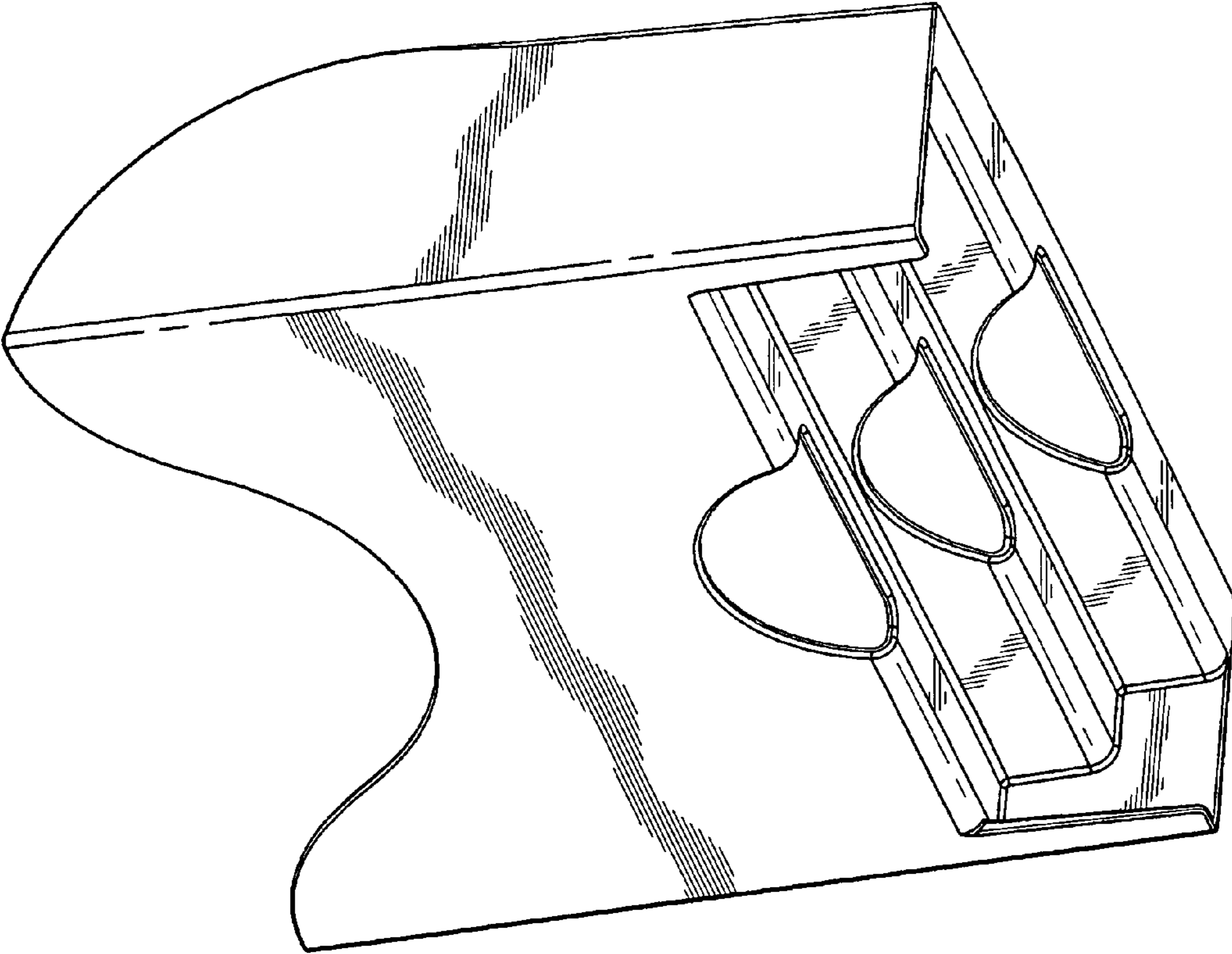


FIG. 2

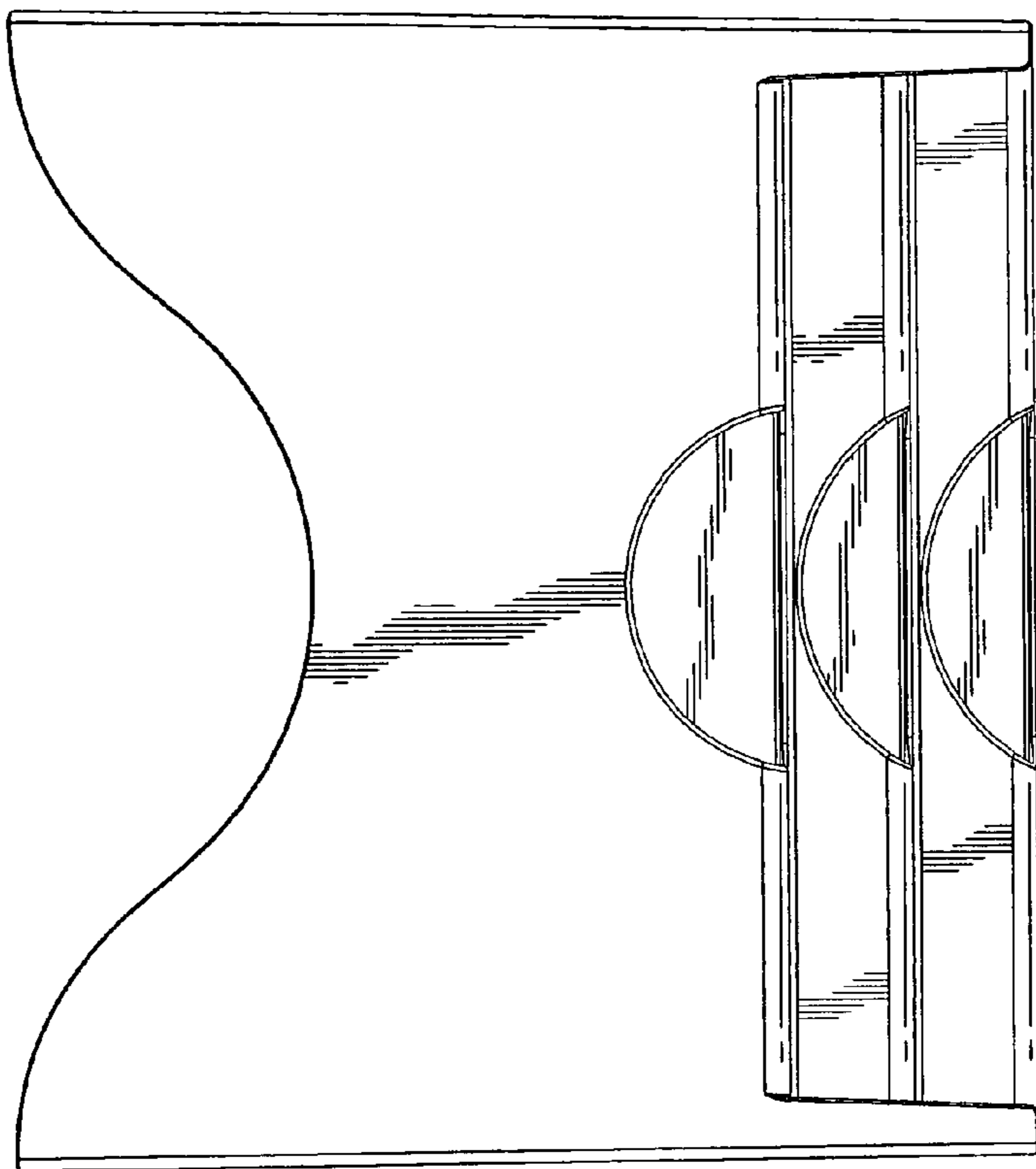


FIG. 4

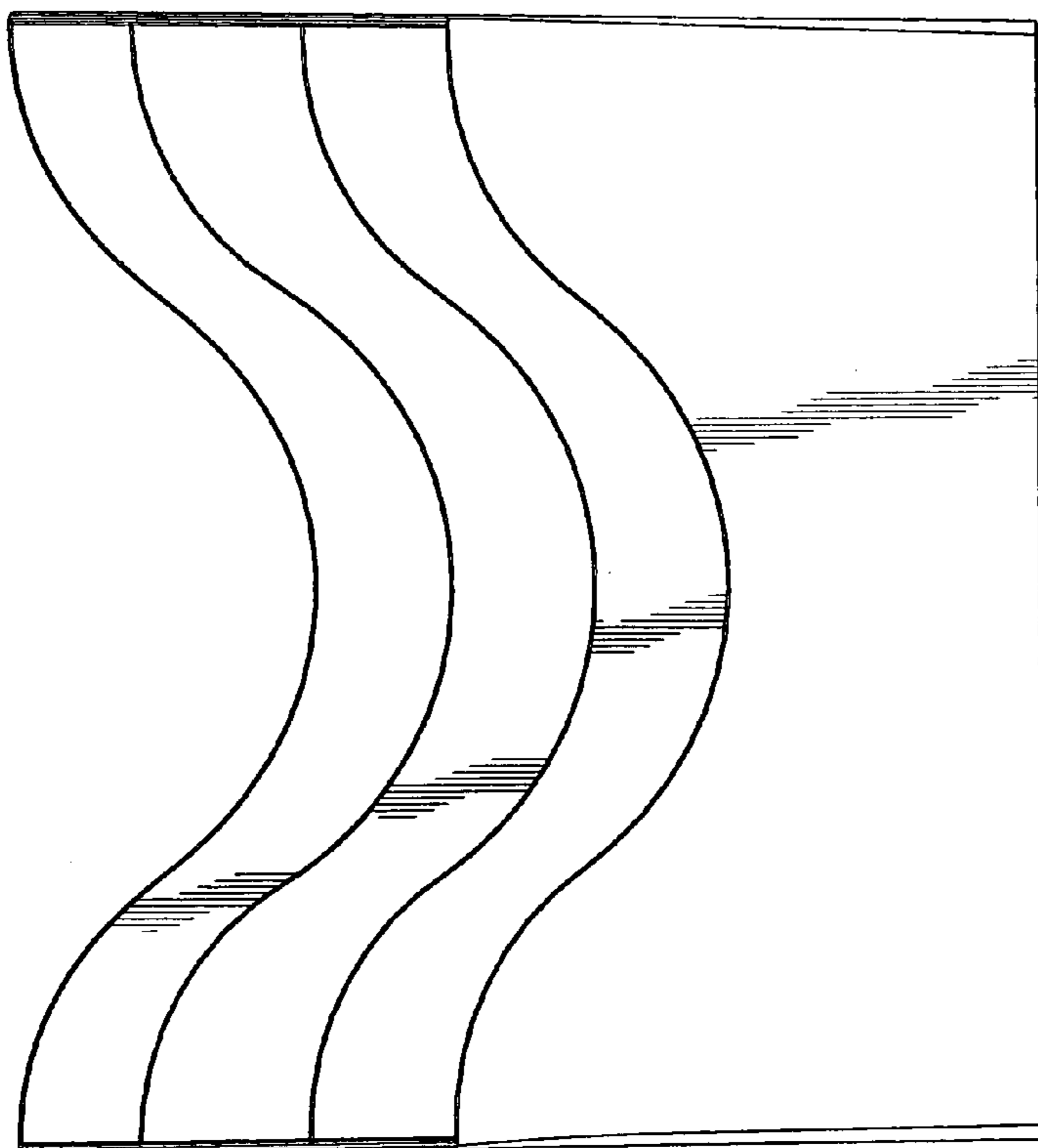


FIG. 3

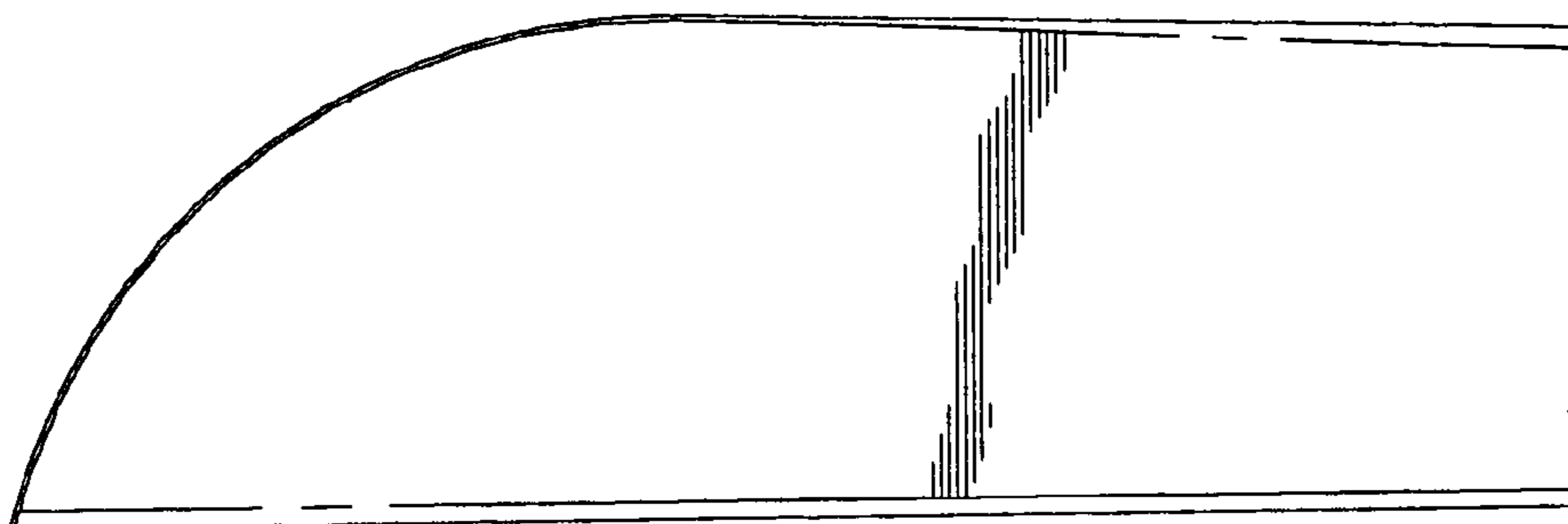


FIG. 6

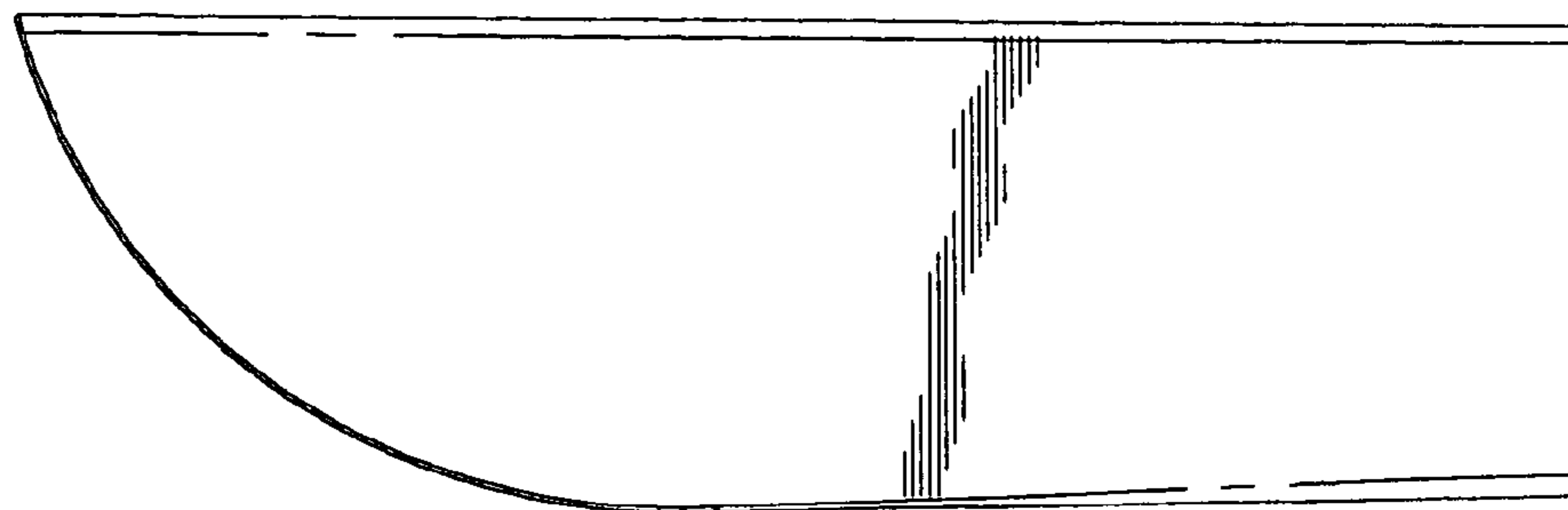


FIG. 5

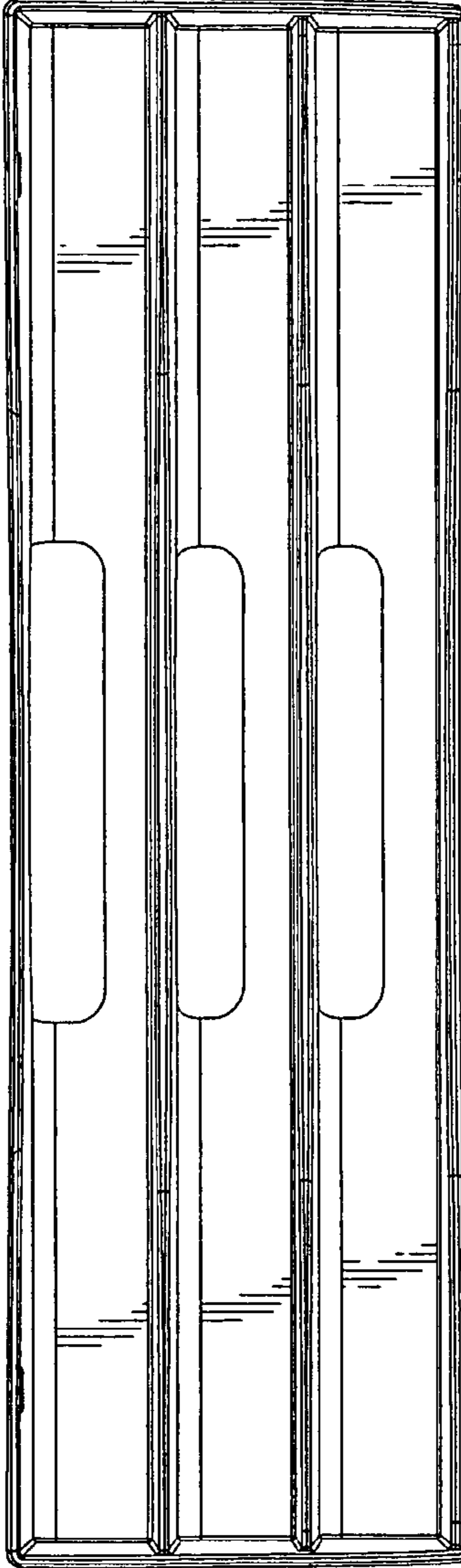


FIG. 7

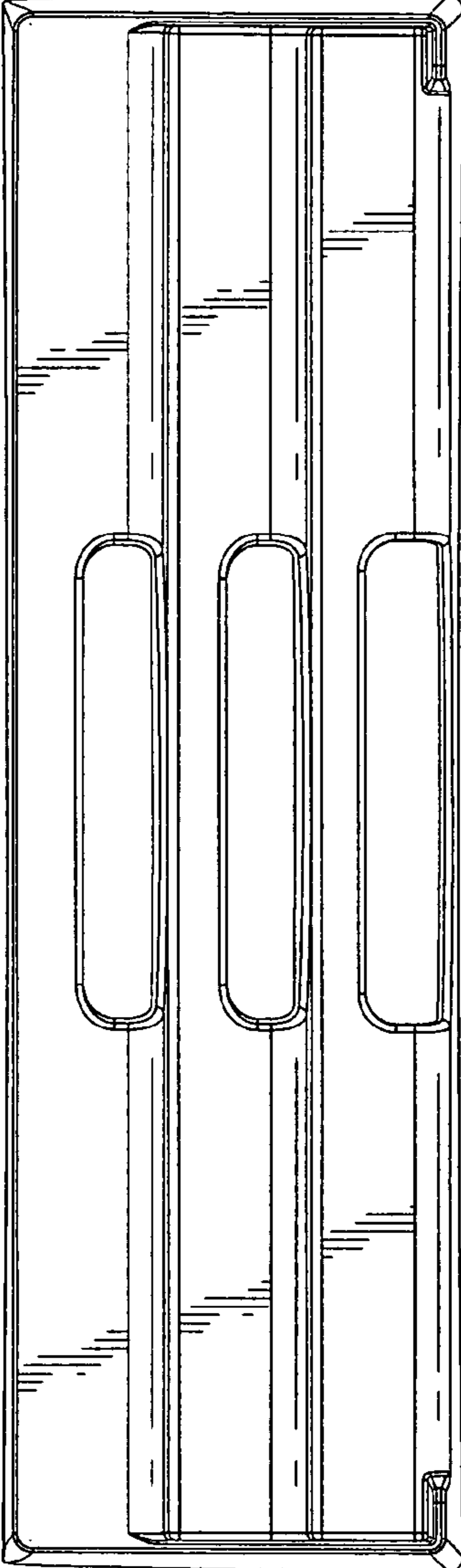


FIG. 8