

US00D631508S

(12) **United States Design Patent**  
**Briggl**

(10) **Patent No.:** **US D631,508 S**

(45) **Date of Patent:** **\*\* Jan. 25, 2011**

(54) **WRITING PEN**

D541,343 S \* 4/2007 Losel ..... D19/50

(75) Inventor: **Hariolf Briggl**, Bobingen (DE)

(Continued)

(73) Assignee: **Klio-Eterna Schreibgerate GmbH & Co. KG**, Wolfach (DE)

FOREIGN PATENT DOCUMENTS

DE 40403048-0012 \* 12/2004

(\*\*) Term: **14 Years**

(Continued)

(21) Appl. No.: **29/354,156**

*Primary Examiner*—Elizabeth A Albert

*Assistant Examiner*—Karen E Eldridge Powers

(22) Filed: **Jan. 20, 2010**

(74) *Attorney, Agent, or Firm*—Volpe and Koenig, P.C.

(30) **Foreign Application Priority Data**

Oct. 23, 2009 (WO) ..... DM/072483

(57) **CLAIM**

The ornamental design for writing pen, as shown and described.

(51) **LOC (9) Cl.** ..... **19-06**

(52) **U.S. Cl.** ..... **D19/50**

(58) **Field of Classification Search** ..... D14/411,  
D14/431; D19/35, 36, 41, 42, 43, 44, 45,  
D19/46, 47, 48, 49, 50, 51, 54, 55, 56; 24/11 F,  
24/11 P, 11 R; 401/6, 52, 99, 100, 104, 105,  
401/106, 107, 108, 109, 192, 195, 243, 244,  
401/245, 246, 247

See application file for complete search history.

**DESCRIPTION**

FIG. 1 is a top, front, left perspective view of the writing pen according to a first embodiment of my design;

FIG. 2 is a bottom, left, front perspective view thereof;

FIG. 3 is a front elevational view thereof;

FIG. 4 is a left side elevational view thereof;

FIG. 5 is a rear elevational view thereof;

FIG. 6 is a right side elevational view thereof;

FIG. 7 is a top view thereof; and

FIG. 8 is a bottom view thereof;

FIG. 9 is a top, front, left perspective view of a second embodiment of the writing pen according to my design;

FIG. 10 is a bottom, left, front perspective view thereof;

FIG. 11 is a front elevational view thereof;

FIG. 12 is a left side elevational view thereof;

FIG. 13 is a rear elevational view thereof;

FIG. 14 is a right side elevational view thereof;

FIG. 15 is a top view thereof; and,

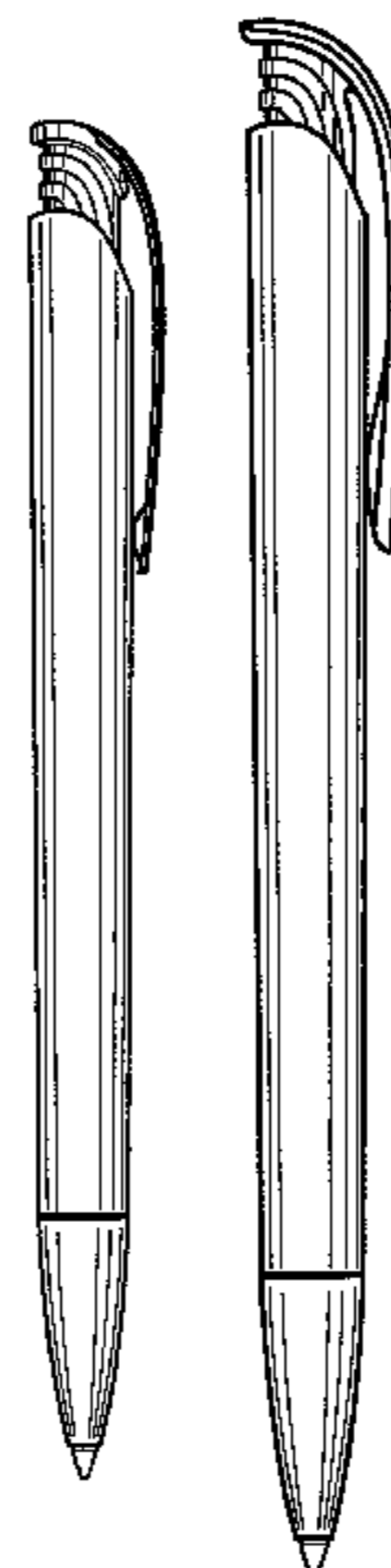
FIG. 16 is a bottom view thereof.

(56) **References Cited**

**U.S. PATENT DOCUMENTS**

- D105,859 S \* 8/1937 Fry ..... D19/49
- D179,425 S \* 12/1956 Parker ..... D19/57
- D329,460 S \* 9/1992 Rousseau ..... D19/46
- D395,447 S \* 6/1998 Izushima ..... D19/49
- D395,674 S \* 6/1998 Boix Gacia ..... D19/51
- D441,018 S \* 4/2001 Droege ..... D19/51
- D451,137 S \* 11/2001 Reichmann ..... D19/36
- D451,548 S \* 12/2001 Banasik ..... D19/51
- D456,845 S \* 5/2002 Rommel ..... D19/49
- D458,966 S \* 6/2002 Oka ..... D19/57
- D485,574 S \* 1/2004 Keil ..... D19/50
- D498,496 S \* 11/2004 Volk ..... D19/54
- D506,780 S \* 6/2005 Nakazawa ..... D19/49
- D530,373 S \* 10/2006 Cetera ..... D19/43
- D538,853 S \* 3/2007 Losel ..... D19/51
- D539,348 S \* 3/2007 Hamilton et al. .... D19/50
- D540,387 S \* 4/2007 Losel ..... D19/51

**1 Claim, 4 Drawing Sheets**



# US D631,508 S

Page 2

---

## U.S. PATENT DOCUMENTS

D541,344 S \* 4/2007 Hamilton et al. .... D19/50  
D541,862 S \* 5/2007 Koch ..... D19/51  
D551,710 S \* 9/2007 Tsuchida ..... D19/51  
D559,316 S \* 1/2008 Loesel ..... D19/50  
D559,317 S \* 1/2008 Ikeda ..... D19/51  
D561,830 S \* 2/2008 Loesel ..... D19/50  
D567,855 S \* 4/2008 Rolion et al. .... D19/50  
D568,937 S \* 5/2008 Loesel ..... D19/50  
D569,436 S \* 5/2008 Shibata ..... D19/57  
D573,184 S \* 7/2008 Vadenne ..... D19/50  
D573,186 S \* 7/2008 Rommel ..... D19/51  
D573,642 S \* 7/2008 Loesel ..... D19/50  
D577,069 S \* 9/2008 Bhavnani et al. .... D19/51

D579,497 S \* 10/2008 Yoon ..... D19/49  
D579,498 S \* 10/2008 Bhavnani et al. .... D19/57  
D584,356 S \* 1/2009 Shimizu ..... D19/57  
D591,350 S \* 4/2009 Beyer ..... D19/50  
D591,793 S \* 5/2009 Booker ..... D19/49  
D602,087 S \* 10/2009 Rommel ..... D19/50  
D610,197 S \* 2/2010 Losel ..... D19/50  
D620,047 S \* 7/2010 Rommel ..... D19/49  
D620,980 S \* 8/2010 Rommel ..... D19/50

## FOREIGN PATENT DOCUMENTS

DE 402008000100-0001 \* 6/2008  
WO DM/71402-006 \* 2/2008

\* cited by examiner

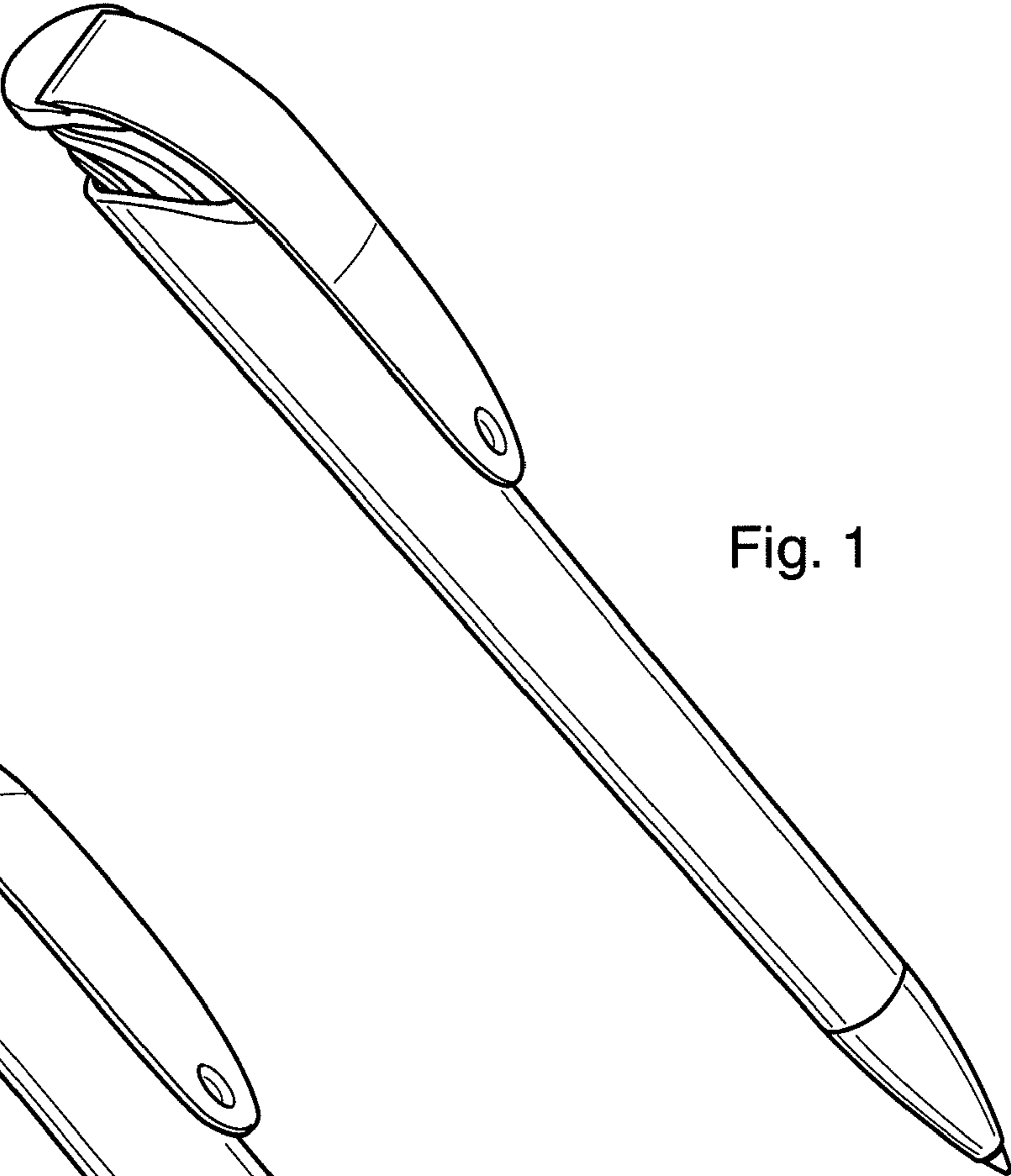


Fig. 1

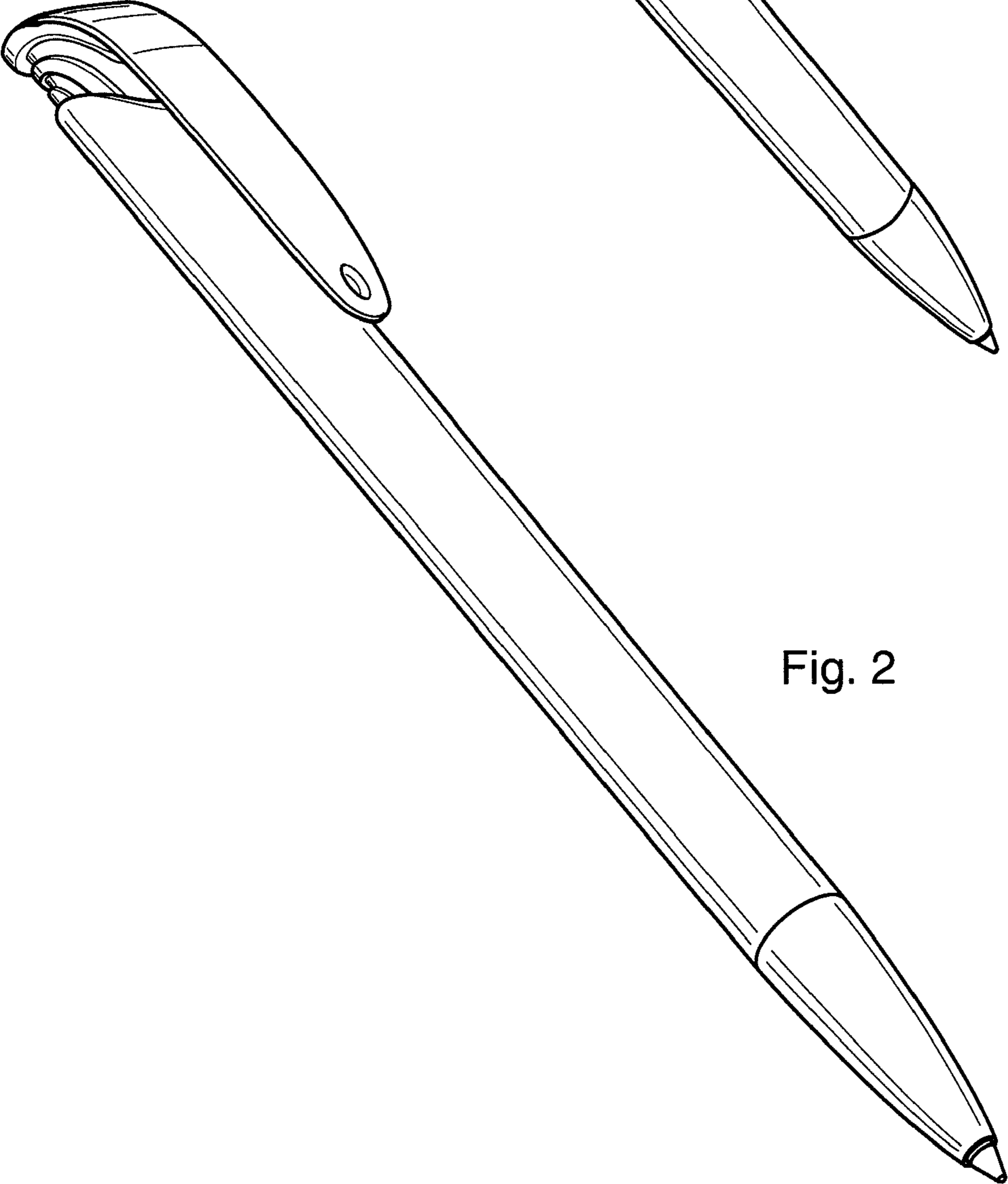


Fig. 2

Fig. 7

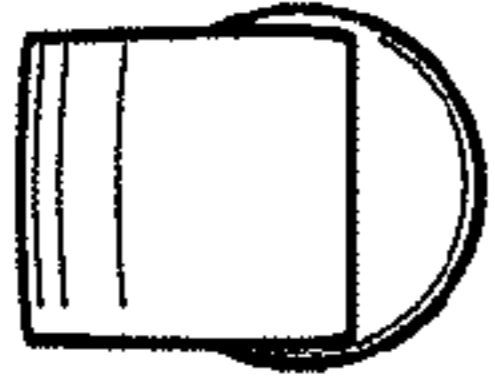


Fig. 8

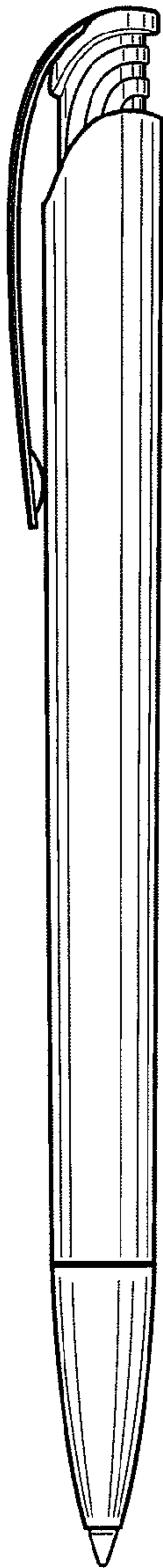
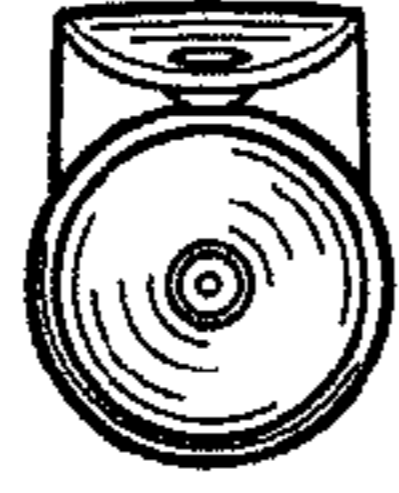


Fig. 6

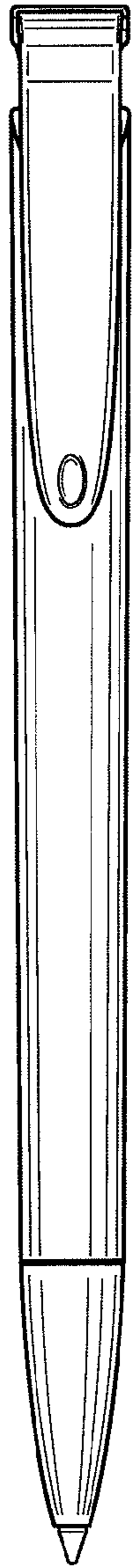


Fig. 3

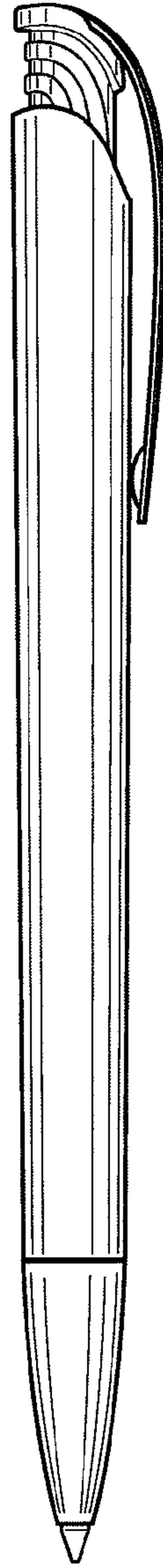


Fig. 4

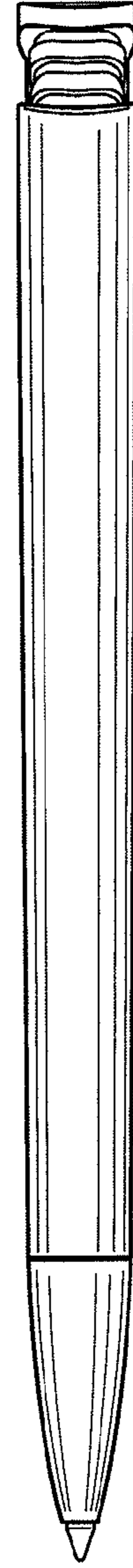


Fig. 5



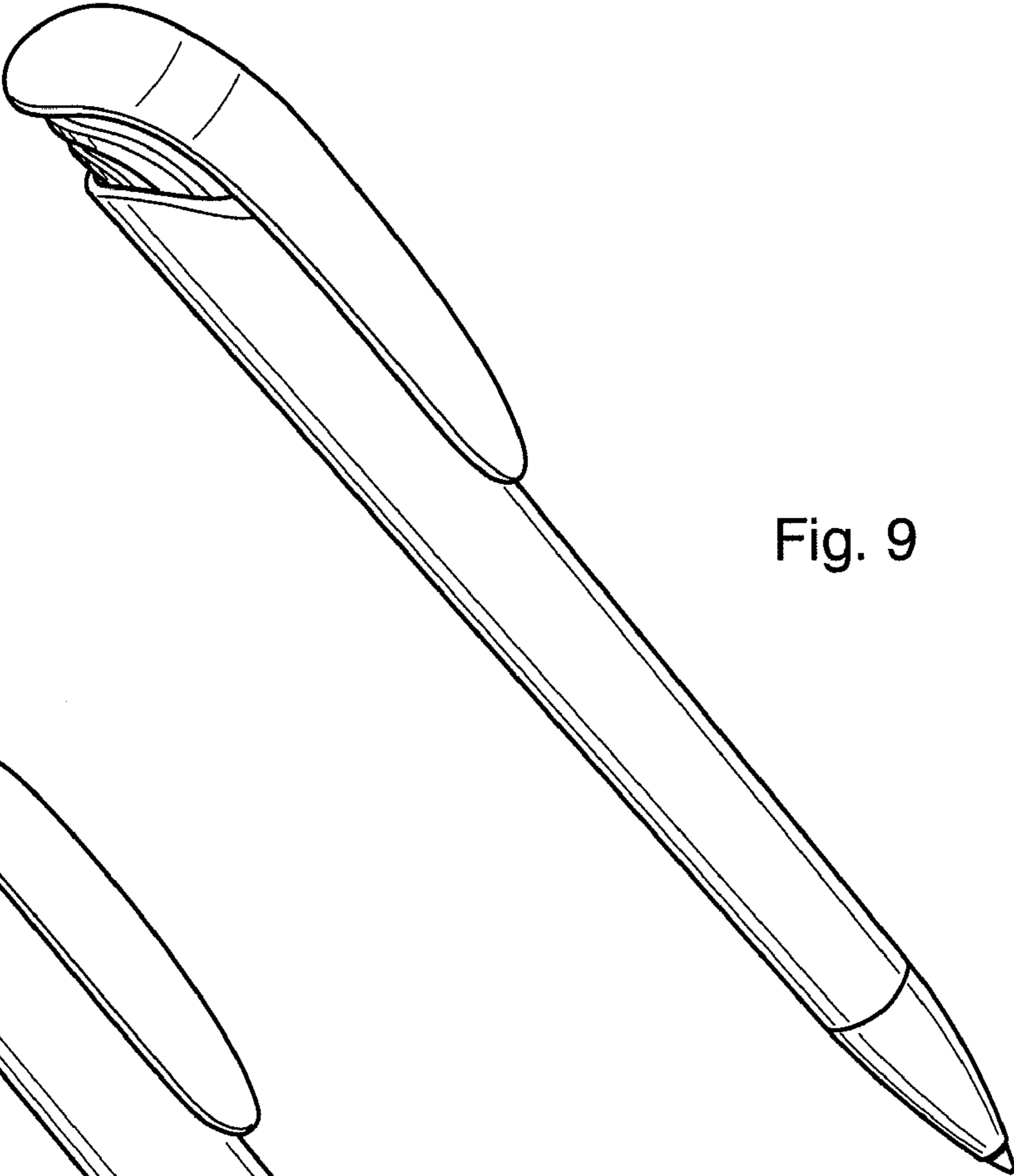


Fig. 9

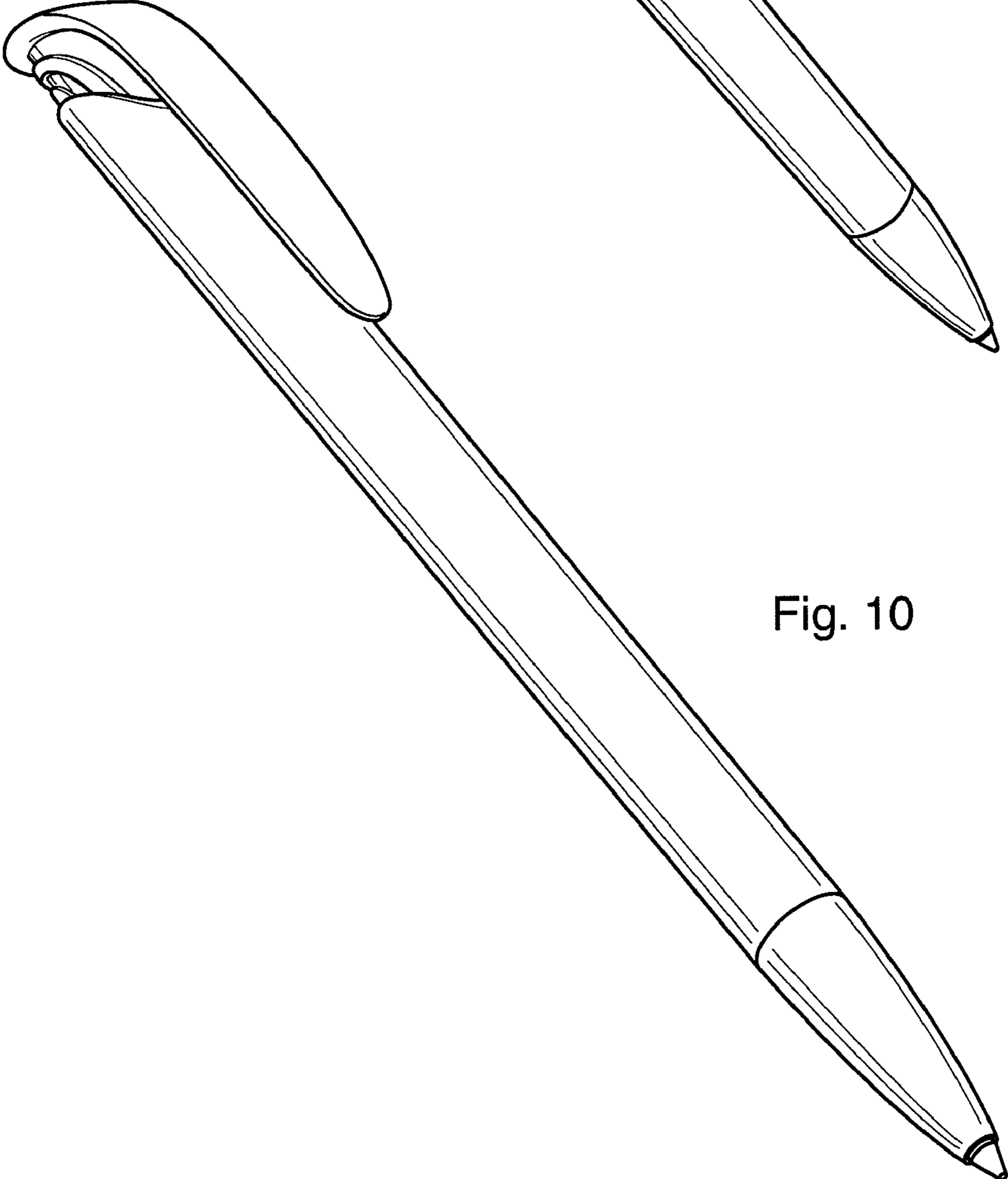


Fig. 10

Fig. 15



Fig. 16

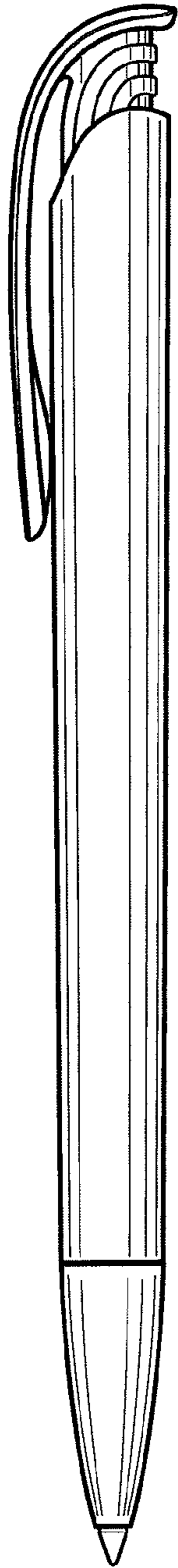


Fig. 14




Fig. 11

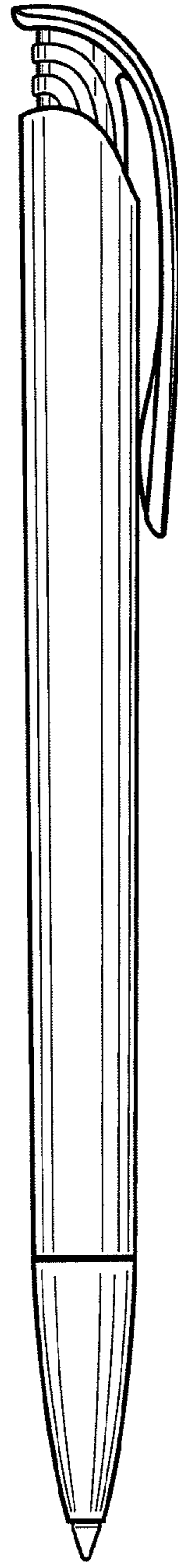


Fig. 12




Fig. 13