



US00D631506S

(12) **United States Design Patent**
Brooks, Jr. et al.

(10) **Patent No.:** **US D631,506 S**
(45) **Date of Patent:** **** Jan. 25, 2011**

- (54) **MAILING MACHINE**
- (75) Inventors: **David H. Brooks, Jr.**, Wilton, CT (US);
Charles W. Klein, Woodbridge, CT
(US); **Ania Mastriano**, Milford, CT
(US); **Daisuke Sawaki**, Bridgeport, CT
(US)
- (73) Assignee: **Pitney Bowes Inc.**, Stamford, CT (US)
- (**) Term: **14 Years**
- (21) Appl. No.: **29/352,247**
- (22) Filed: **Dec. 18, 2009**
- (51) **LOC (9) Cl.** **18-02**
- (52) **U.S. Cl.** **D18/51**
- (58) **Field of Classification Search** D18/35.1,
D18/46, 51; D15/199; 454/254; 101/15,
101/47, 53, 49, 4; 346/9-11; 705/401
See application file for complete search history.

- D467,261 S * 12/2002 Seguchi et al. D16/246
- D488,501 S 4/2004 Brooks, Jr. et al.
- D494,615 S 8/2004 Brooks, Jr. et al.
- D501,025 S 1/2005 Sugrue et al.
- D502,962 S 3/2005 Brooks, Jr. et al.
- D505,448 S 5/2005 Huebler
- D505,449 S 5/2005 Huebler
- D506,497 S 6/2005 Huebler
- D506,777 S 6/2005 Huebler
- D507,594 S 7/2005 Sugrue et al.
- D509,241 S 9/2005 Huebler
- D520,052 S 5/2006 Beckstrom et al.
- D520,053 S 5/2006 Sugrue et al.
- D526,008 S 8/2006 Friedrich et al.
- D528,152 S 9/2006 Friedrich et al.
- D529,079 S 9/2006 Sugrue et al.
- D530,736 S 10/2006 Beckstrom et al.
- D576,669 S 9/2008 Mastriano et al.
- D582,472 S 12/2008 Sugrue et al.
- D602,075 S 10/2009 Sugrue et al.
- 7,672,907 B2 * 3/2010 Morel 705/401

* cited by examiner

Primary Examiner—Charles A Rademaker
(74) *Attorney, Agent, or Firm*—Brian A. Lemm; Angelo N. Chaclas

(56) **References Cited**

U.S. PATENT DOCUMENTS

- 1,595,573 A * 8/1926 Phipps 101/49
- D224,666 S 8/1972 Schmeck et al.
- D257,153 S 9/1980 Woods et al.
- 4,301,507 A * 11/1981 Soderberg et al. D18/51
- D326,677 S 6/1992 Nobile et al.
- D330,386 S 10/1992 Doeberl et al.
- D336,896 S * 6/1993 Carter D14/305
- D358,415 S 5/1995 Klein
- D361,780 S 8/1995 Jenkins
- D404,422 S 1/1999 Beckstrom et al.
- D414,798 S 10/1999 Brooks et al.
- D421,453 S 3/2000 Thraikill et al.
- D421,454 S 3/2000 Thraikill et al.
- D452,266 S 12/2001 Weirsmann et al.
- D463,486 S 9/2002 Hetzer
- D464,991 S 10/2002 Sugrue et al.
- D464,992 S 10/2002 Sugrue et al.
- D465,517 S 11/2002 Brooks, Jr.

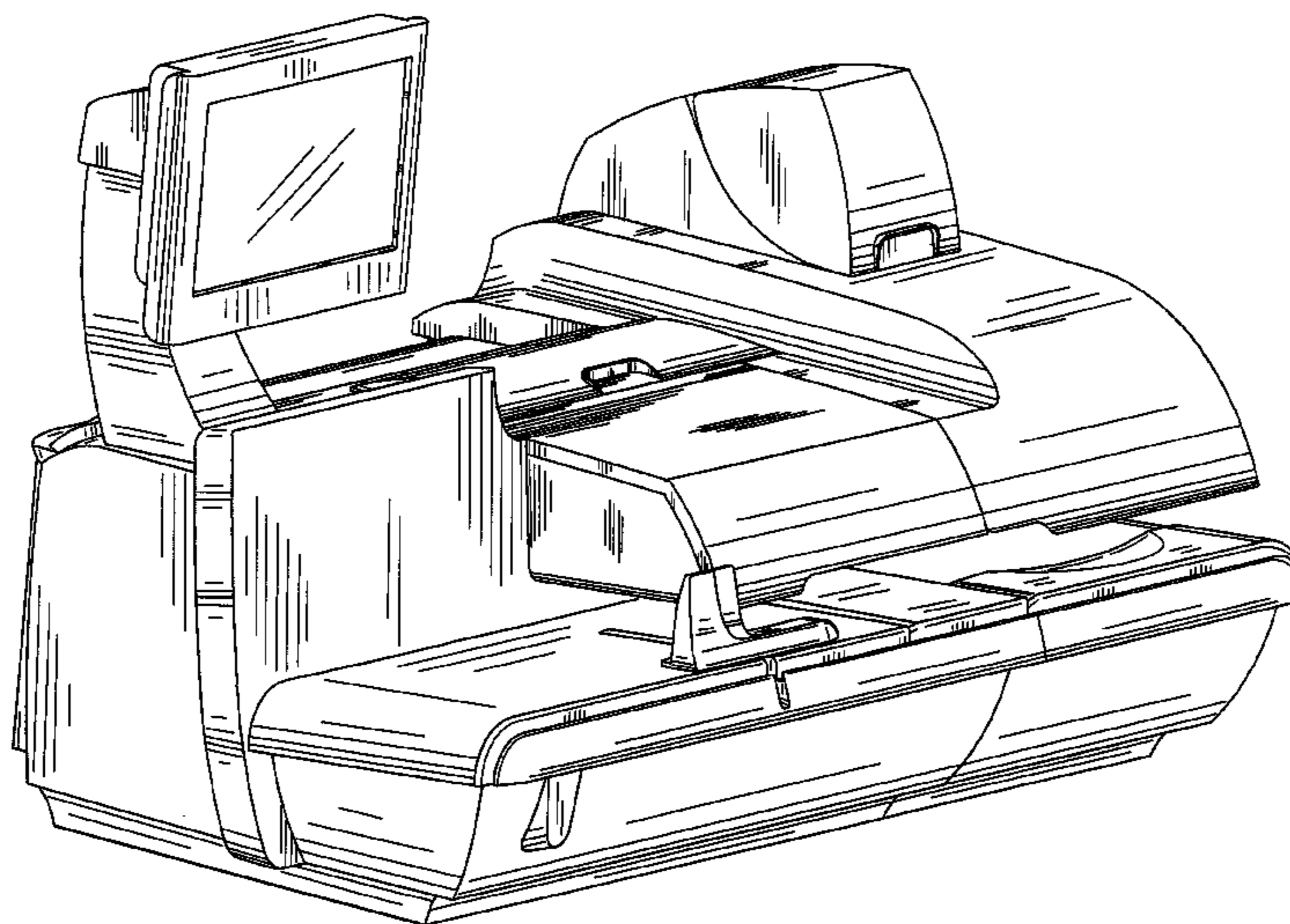
(57) **CLAIM**

The ornamental design for a mailing machine, as shown and described.

DESCRIPTION

FIG. 1 is a top, front and left side perspective view of a mailing machine showing our new design;
FIG. 2 is a front elevation thereof;
FIG. 3 is a top plan view thereof;
FIG. 4 is a left side elevation thereof;
FIG. 5 is a right side elevation thereof; and,
FIG. 6 is a rear elevation thereof.

1 Claim, 6 Drawing Sheets



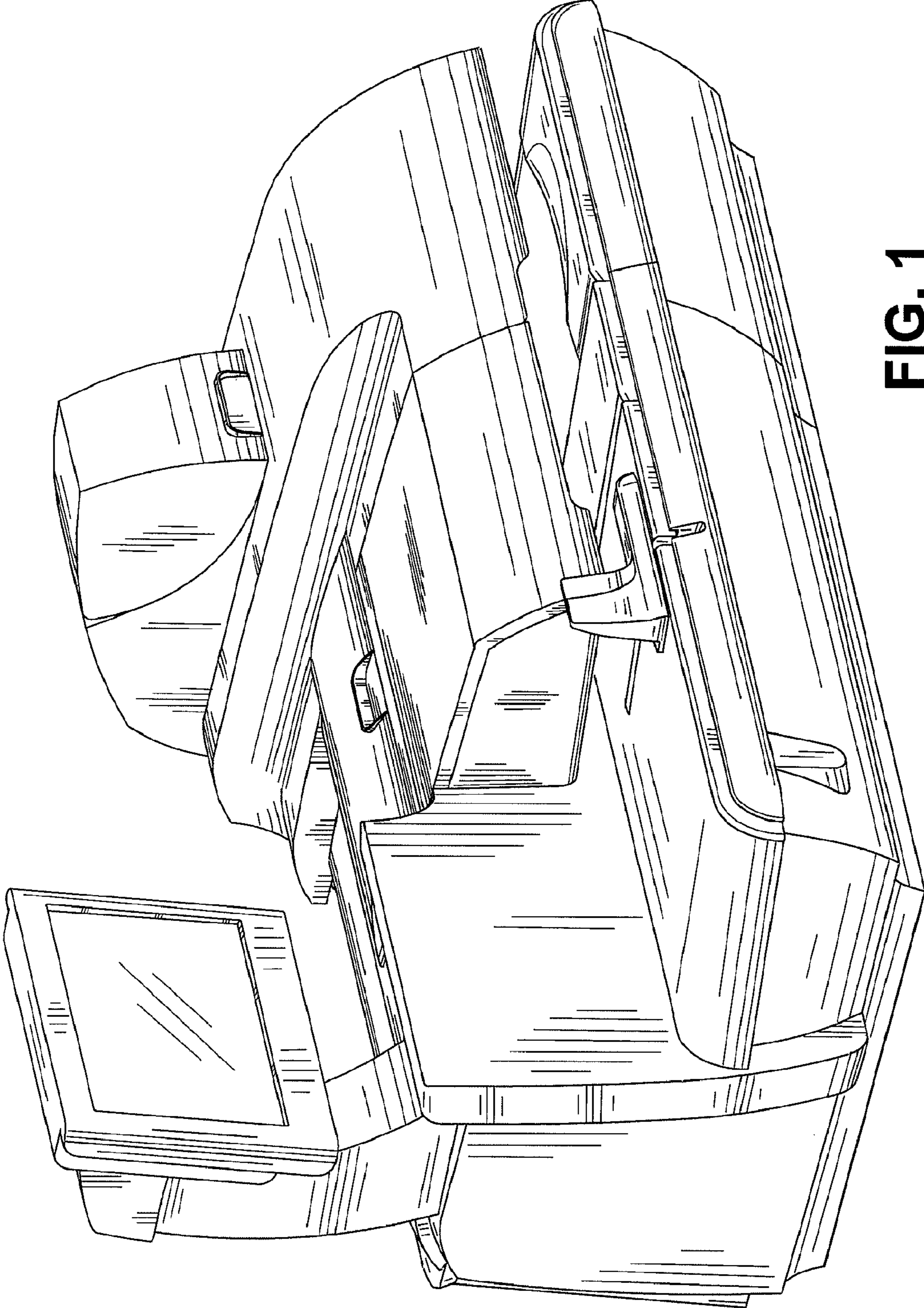


FIG. 1

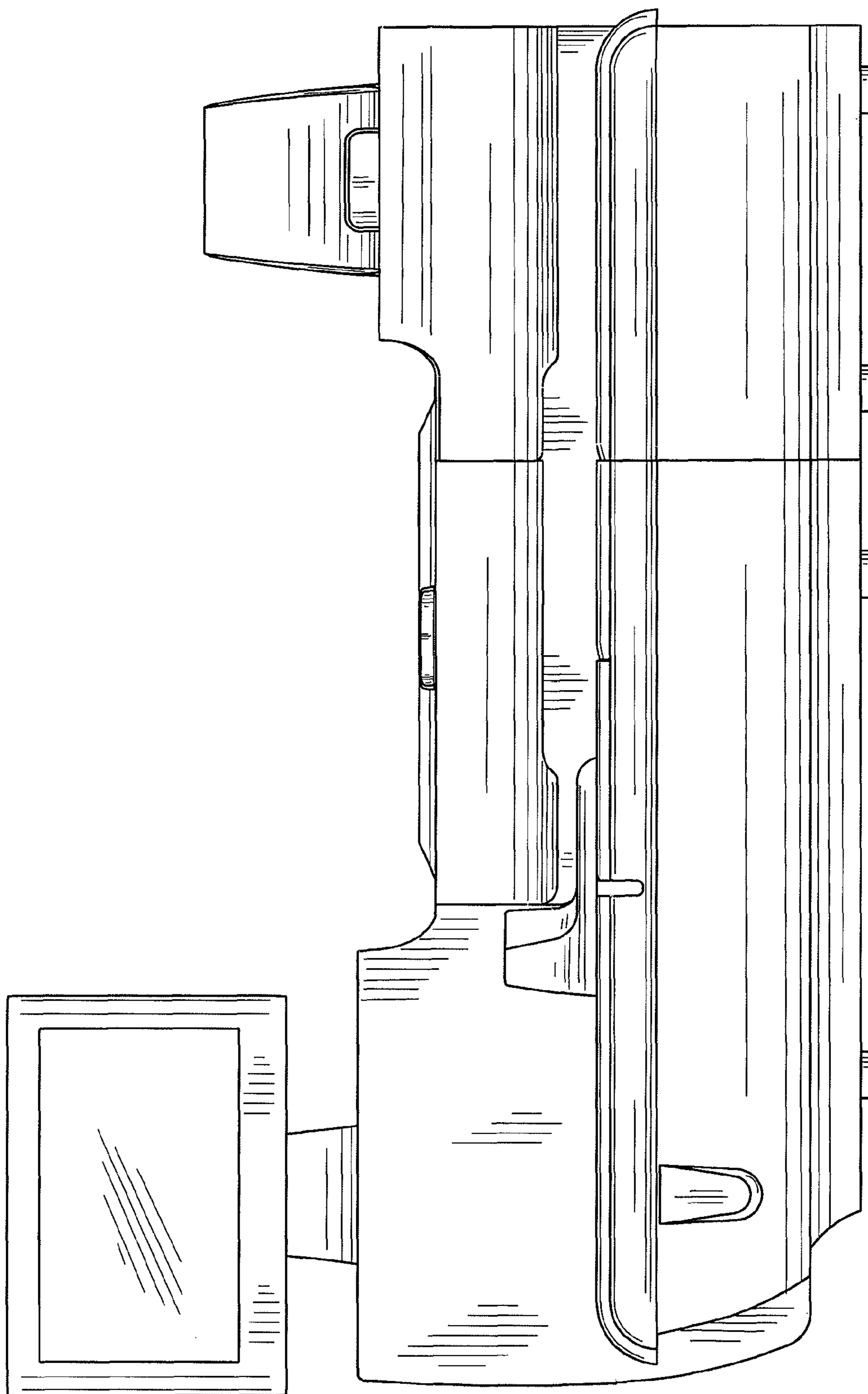


FIG. 2




FIG. 3

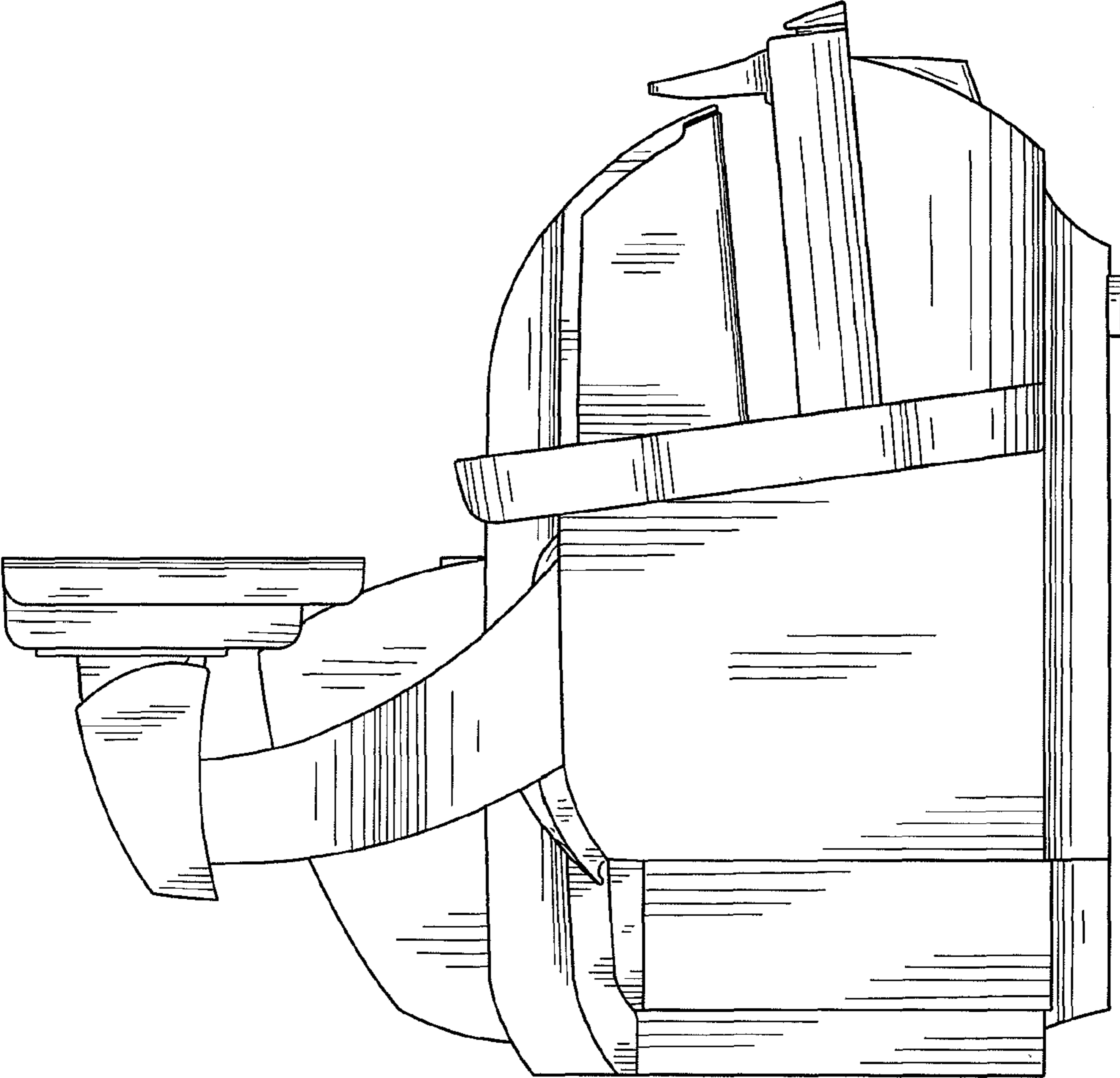


FIG. 4

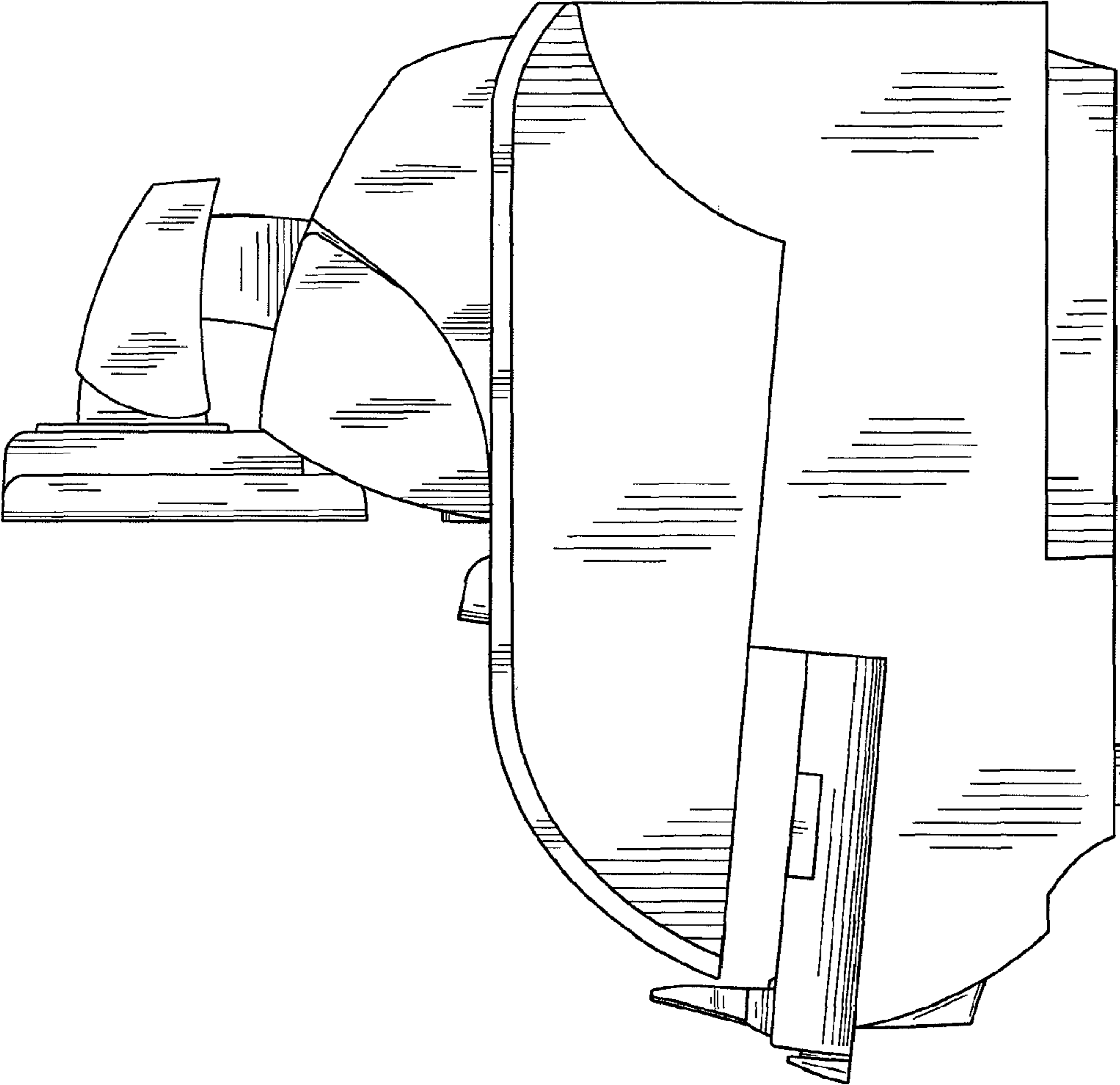


FIG. 5




FIG. 6