

US00D631483S

(12) **United States Design Patent**
Nelson

(10) **Patent No.:** **US D631,483 S**
(45) **Date of Patent:** **** Jan. 25, 2011**

(54) **FLEXIBLE STORAGE SLEEVE FOR HOLDING TWO USB STORAGE DEVICES**

D554,119 S * 10/2007 Otsuka et al. D14/356
D570,594 S * 6/2008 Litvak et al. D3/202

(75) Inventor: **Sarah Beth Nelson**, Boulder, CO (US)

(Continued)

(73) Assignee: **Thule Organization Solutions, Inc.**,
Longmont, CO (US)

OTHER PUBLICATIONS

Case Logic USB Flash Drive Case > Laptop > Case Logic, [online],
[retrieved on Sep. 24, 2010]. Retrieved from the Internet <URL:
http://www.casellogic.com/usb_flash_drive_case/product_detail/index.cfm?modelid=203071&productid=10105853>.*

(**) Term: **14 Years**

(Continued)

(21) Appl. No.: **29/351,162**

(22) Filed: **Dec. 1, 2009**

Primary Examiner—Cathron C Brooks

Assistant Examiner—Karen E Kearney

(74) *Attorney, Agent, or Firm*—Sheridan Ross P.C.

(51) **LOC (9) Cl.** **14-02**

(52) **U.S. Cl.** **D14/484.1**; D3/201

(58) **Field of Classification Search** D14/411,
D14/433, 435.1, 436, 480.1–480.7, 484.1,
D14/137, 155, 167, 168, 203.1–203.8, 240,
D14/242, 299; D3/201–205, 207, 218, 228,
D3/229, 273, 300, 303; D13/107, 108, 149,
D13/184; 710/300, 301; 439/131, 135–147;
D9/428; 220/350; 206/307, 307.1, 308.3,
206/486

(57) **CLAIM**

The ornamental design for a flexible storage sleeve for holding two USB storage devices, as shown and described.

See application file for complete search history.

DESCRIPTION

FIG. 1 is a front perspective view of the flexible storage sleeve for holding two USB storage devices;

FIG. 2 is a front elevation view thereof;

FIG. 3 is a right elevation view thereof;

FIG. 4 is a top plan view thereof;

FIG. 5 is a rear elevation view thereof;

FIG. 6 is a bottom plan view thereof;

FIG. 7 is a left elevation view thereof; and,

FIG. 8 is a perspective view of the flexible storage sleeve for holding two USB storage devices, shown in an expanded position of use with two unclaimed USB devices shown therein.

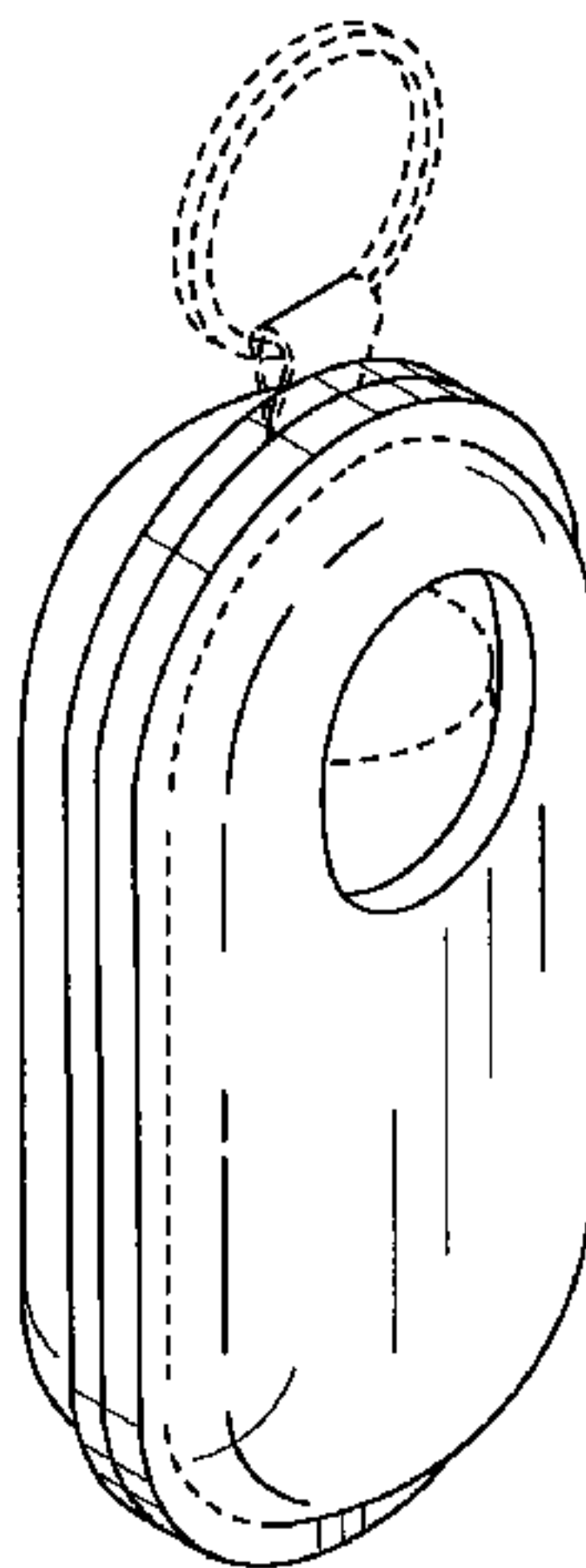
The broken lines showing of the USB storage device in FIG. 8 and various elements throughout the figures are for the purpose of illustrating environment and unclaimed portions of the flexible storage sleeve for holding two USB storage devices and form no part of the claimed design.

(56) **References Cited**

U.S. PATENT DOCUMENTS

2,192,883	A	*	3/1940	Forstner	D3/207
4,166,489	A	*	9/1979	Lemelson	D3/207
D256,266	S	*	8/1980	Sorgnard	D3/229
D304,782	S	*	11/1989	Sawatsky et al.	D3/207
4,881,636	A	*	11/1989	Oletzke	D3/207
D338,102	S	*	8/1993	McGuire et al.	D3/207
D357,114	S	*	4/1995	MacDonald	D3/207
D374,976	S	*	10/1996	MacDonald	D3/207
D393,362	S	*	4/1998	Byers	D3/204
D471,801	S	*	3/2003	Caroen	D3/203.2
D479,712	S	*	9/2003	Ng	D14/203.3
D501,800	S	*	2/2005	Bradfield et al.	D10/70
D514,560	S	*	2/2006	Brown et al.	D14/480.5
D541,684	S	*	5/2007	Sandy et al.	D10/70
D547,057	S	*	7/2007	Griffin et al.	D3/218
D548,585	S	*	8/2007	Okabe et al.	D9/420
D551,856	S	*	10/2007	Ko et al.	D3/218

1 Claim, 3 Drawing Sheets



US D631,483 S

Page 2

U.S. PATENT DOCUMENTS

D574,607 S * 8/2008 Kelleghan D3/207
D594,440 S * 6/2009 Hyncek et al. D14/155
D597,068 S * 7/2009 Whang D14/203.7
D618,681 S * 6/2010 Richter et al. D14/358
2008/0251512 A1 * 10/2008 Griffin et al. 220/4.02
2010/0056073 A1 * 3/2010 Leung et al. 455/77

OTHER PUBLICATIONS

Plusminus design: flashbag, Web Archive [online] archived on Apr. 14, 2006 [retrieved on Dec. 13, 2006]. Retrieved from the Internet <URL: <http://web.archive.org/web/20060414155018/http://www.plusminus.ru/flashbag.html>>.*
2007 Case Logic Catalog, p. 29.

* cited by examiner

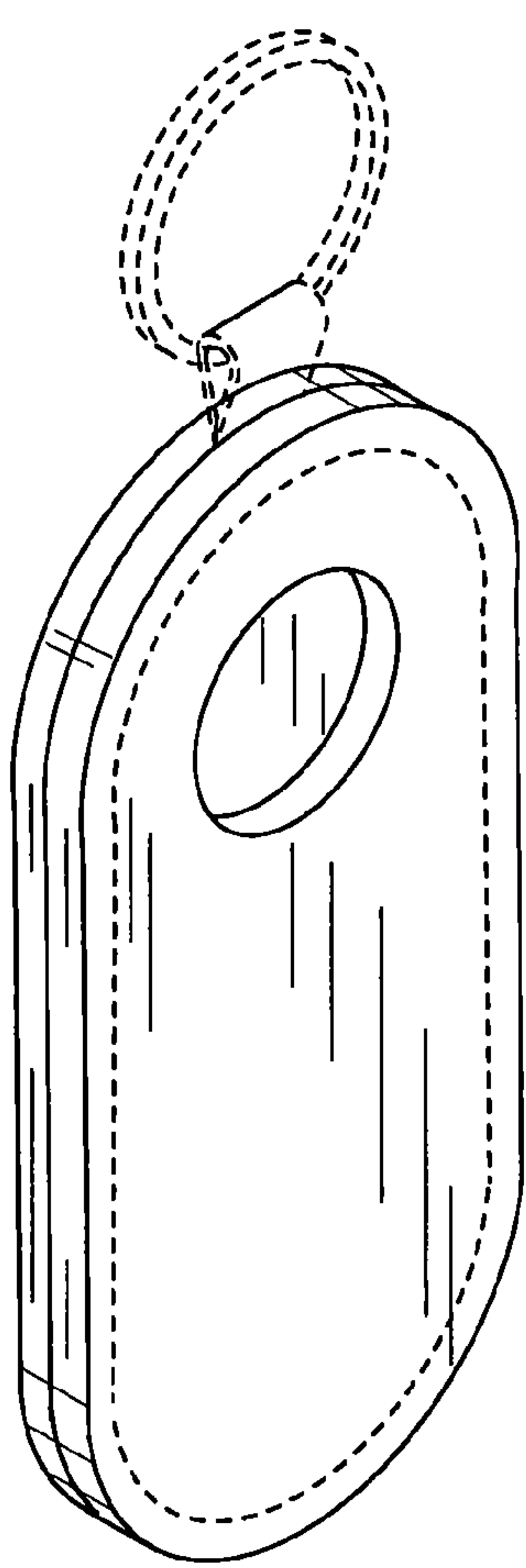


Fig. 1

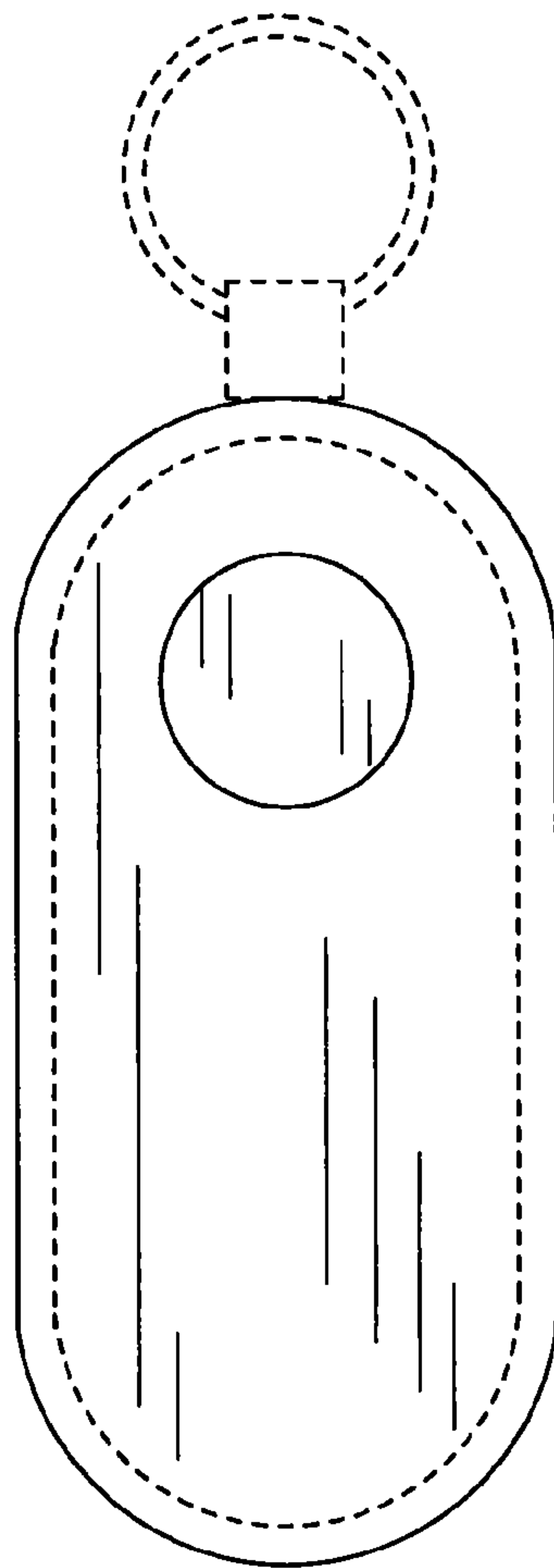


Fig. 2

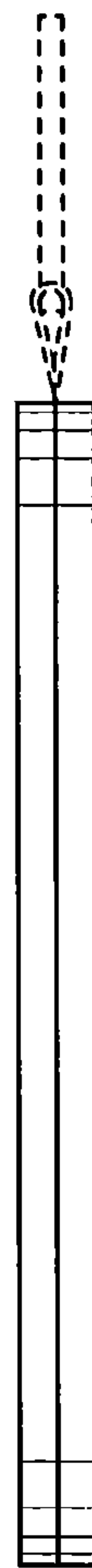


Fig. 3

Fig. 4

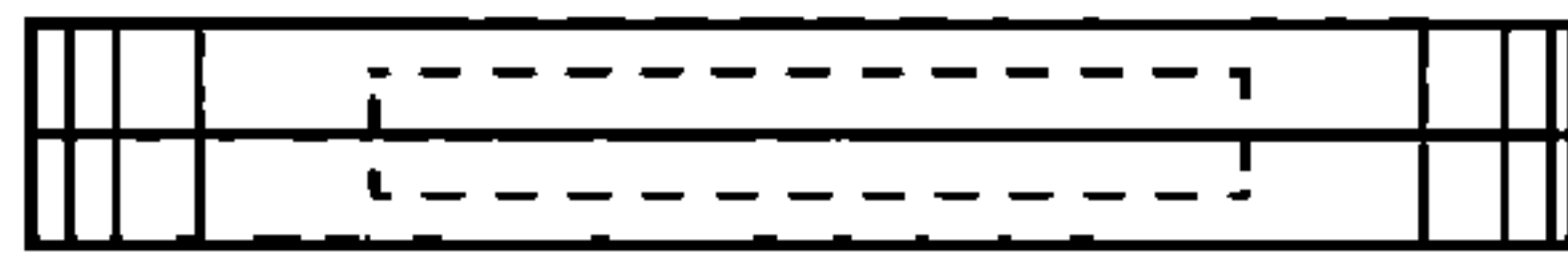


Fig. 5

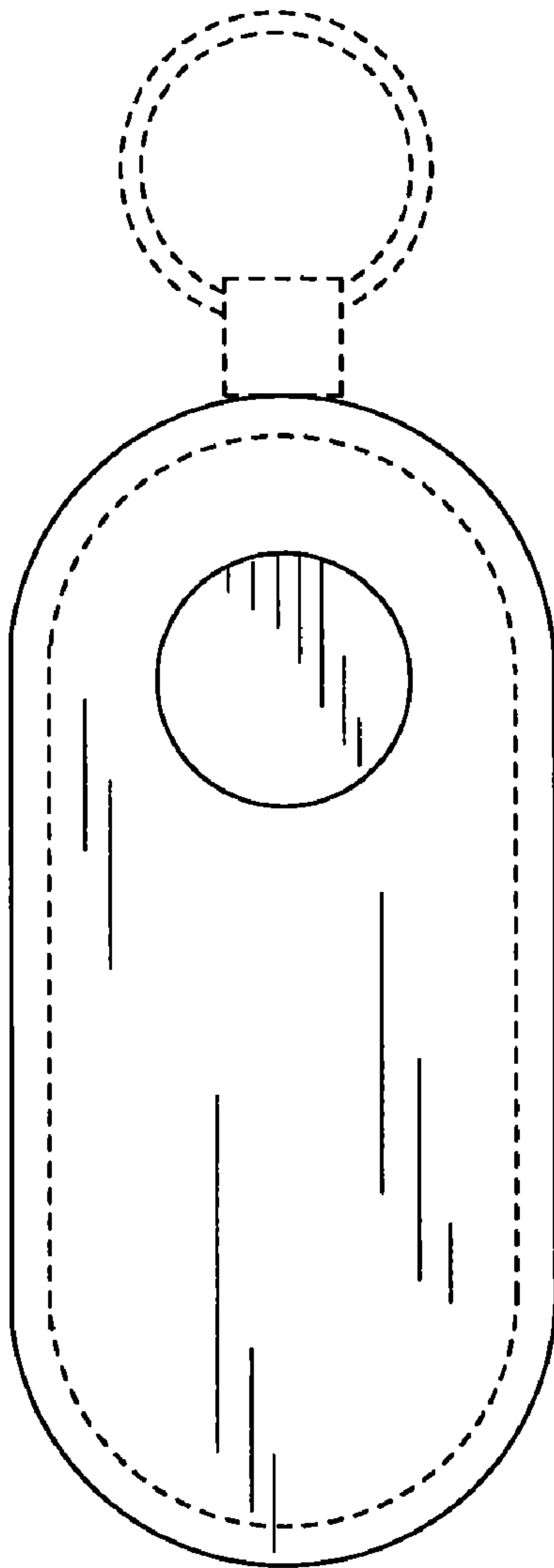


Fig. 6




Fig. 7



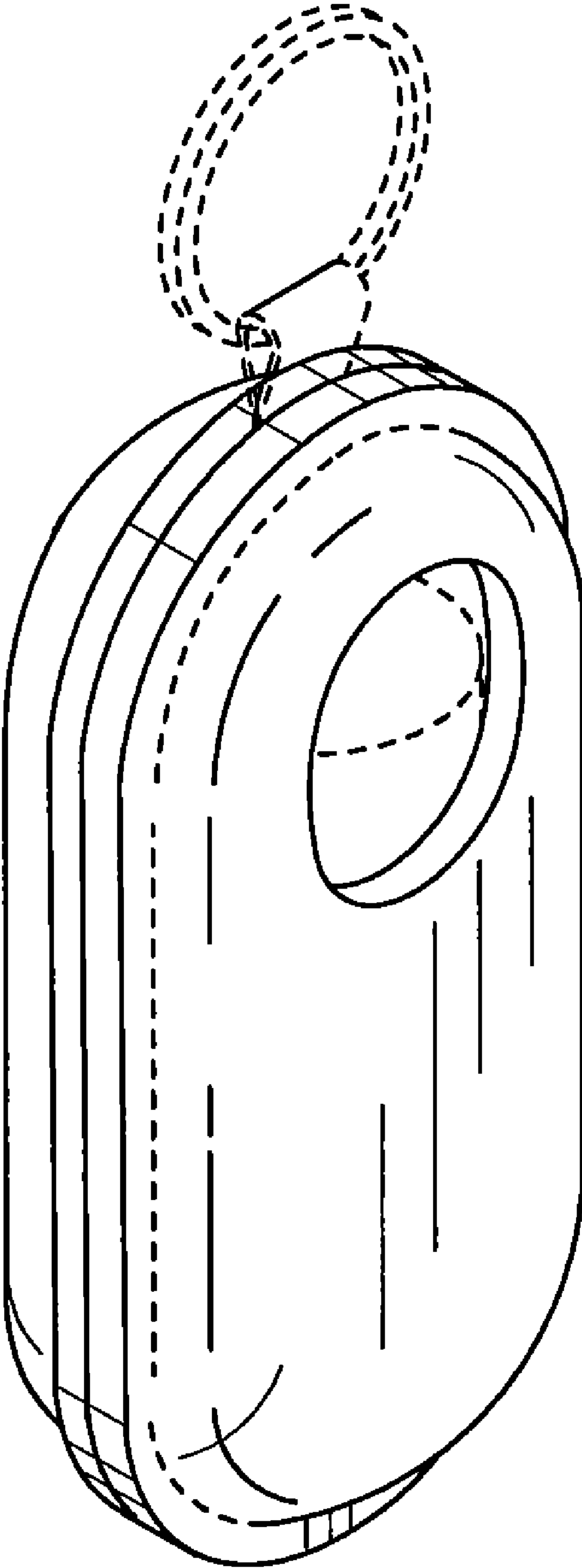


Fig. 8