



US00D631482S

(12) **United States Design Patent**  
**Yu et al.**

(10) **Patent No.:** **US D631,482 S**  
(45) **Date of Patent:** **\*\* Jan. 25, 2011**

(54) **FLASH DRIVE**

(75) Inventors: **Tzu-Cheng Yu**, Santa Clara, CA (US);  
**Ho-Chyuan Su**, Tu-Cheng (TW)

(73) Assignee: **Chi Mei Communication Systems, Inc.**, Tu-Cheng, Taipei County (TW)

(\*\*) Term: **14 Years**

(21) Appl. No.: **29/361,140**

(22) Filed: **May 6, 2010**

(51) **LOC (9) Cl.** ..... **14-02**

(52) **U.S. Cl.** ..... **D14/480.5**

(58) **Field of Classification Search** ..... D14/411,  
D14/433, 435.1, 436, 480.1–480.7, 484.1,  
D14/137, 155, 167, 168, 203.1–203.8, 240,  
D14/242, 299; D3/201–205, 207, 218, 228,  
D3/247, 273, 300; D13/107, 108, 149, 184;  
710/300, 301; 439/131, 135–147; D9/432,  
D9/433, 455, 711, 713; 206/352, 449, 453,  
206/525.1, 555, 701, 718, 721, 307, 308.3;  
229/103.2, 107, 121, 122, 87.01, 39.4, 39.5;  
D19/9–11; 235/486; 70/456 R  
See application file for complete search history.

3,071,244 A \* 1/1963 Doran ..... 206/45.29  
3,086,649 A \* 4/1963 Johnson ..... 206/449  
D246,875 S \* 1/1978 Ellison ..... D3/208  
D277,737 S \* 2/1985 Tanouye ..... D9/456  
4,711,347 A \* 12/1987 Drexler et al. .... 206/38  
5,358,019 A \* 10/1994 Sumner, III ..... 150/147  
5,938,010 A \* 8/1999 Osterbye ..... 206/38  
6,032,799 A \* 3/2000 Bellum et al. .... 206/449  
D439,886 S \* 4/2001 Frank ..... D14/125  
6,592,003 B2 \* 7/2003 Silverthorne ..... 221/60  
D491,166 S \* 6/2004 Hakoda ..... D14/214  
D543,202 S \* 5/2007 Siu ..... D14/356  
D590,151 S \* 4/2009 Karobkina et al. .... D3/247  
D593,102 S \* 5/2009 Dearborn et al. .... D14/445  
D606,876 S \* 12/2009 Grullon ..... D9/643  
D606,877 S \* 12/2009 Grullon ..... D9/643  
D607,886 S \* 1/2010 Bolotin et al. .... D14/480.1  
D616,449 S \* 5/2010 Lo ..... D14/480.7

(Continued)

*Primary Examiner*—Cathron C Brooks  
*Assistant Examiner*—Karen E Kearney  
(74) *Attorney, Agent, or Firm*—Steven M. Reiss

(57) **CLAIM**

The ornamental design for a flash drive, as shown and described.

(56) **References Cited**

**U.S. PATENT DOCUMENTS**

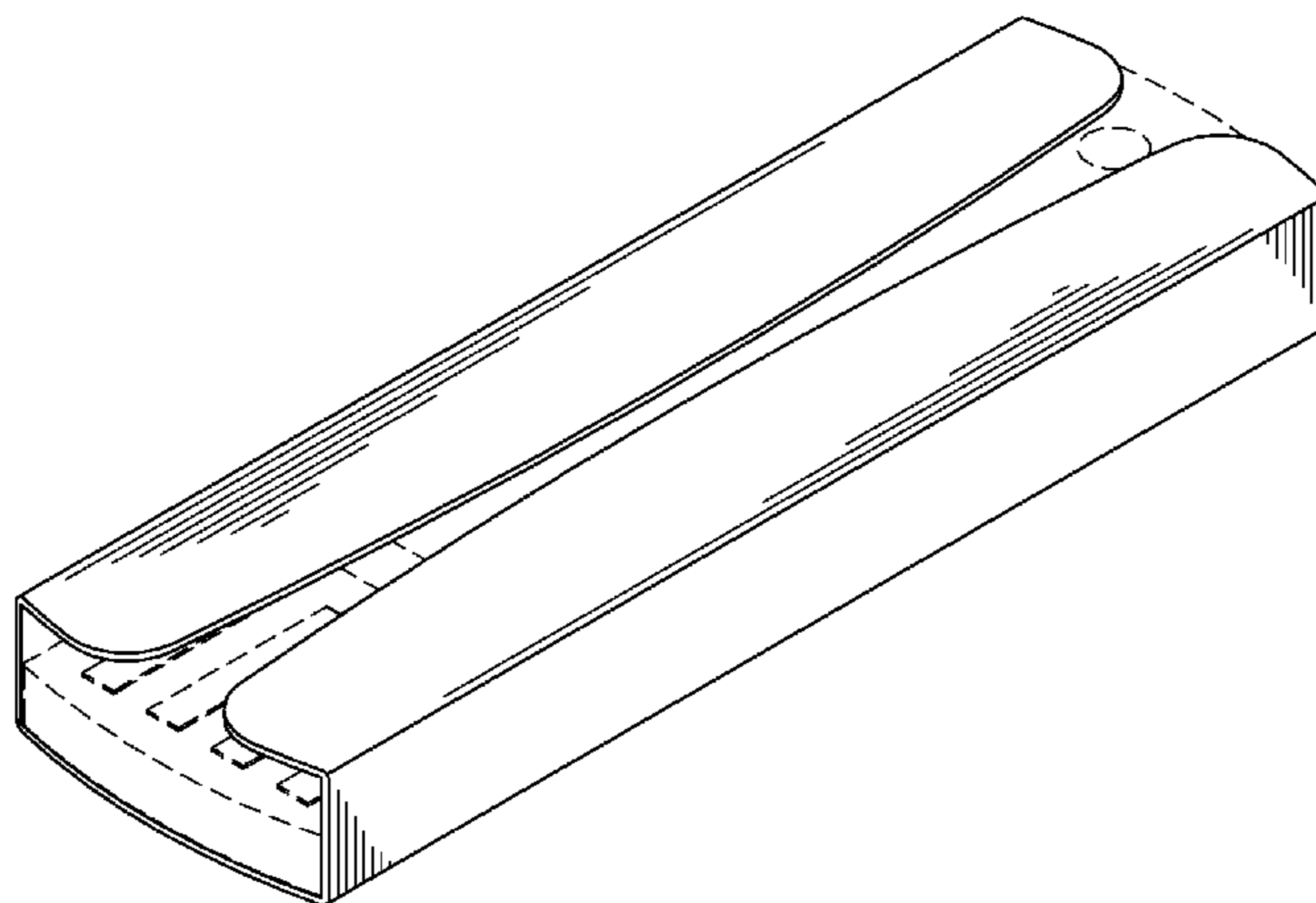
231,863 A \* 8/1880 Strattan ..... 206/39.5  
289,505 A \* 12/1883 Crooke et al. .... 428/126  
354,234 A \* 12/1886 Richards ..... 206/338  
493,473 A \* 3/1893 Borgstrom ..... 206/39  
828,151 A \* 8/1906 Upjohn ..... 220/351  
877,253 A \* 1/1908 Stump ..... 206/39.5  
910,486 A \* 1/1909 Bell ..... 453/50  
1,028,888 A \* 6/1912 Krohn ..... 206/482  
D51,386 S \* 10/1917 King ..... D20/43  
D53,024 S \* 2/1919 Trop ..... D9/711  
1,696,877 A \* 12/1928 Birdsey ..... 206/449  
2,033,526 A \* 3/1936 Kinkenon ..... 229/162.7  
2,297,285 A \* 9/1942 Bledsoe ..... 40/634  
2,559,946 A \* 7/1951 Craig et al. .... 70/456 R  
2,589,349 A \* 3/1952 Diefenbach ..... 220/483

**DESCRIPTION**

FIG. 1 is a perspective view of a flash drive showing our new design;  
FIG. 2 is a front elevational view thereof;  
FIG. 3 is a rear elevational view thereof;  
FIG. 4 is a left side elevational view thereof;  
FIG. 5 is a right side elevational view thereof;  
FIG. 6 is a top plan view thereof; and,  
FIG. 7 is a bottom plan view thereof.

The broken lines in all the figures are for the purpose of illustrating unclaimed portions of the flash drive and form no part of the claimed design.

**1 Claim, 7 Drawing Sheets**



# US D631,482 S

Page 2

---

U.S. PATENT DOCUMENTS					
		2009/0137294	A1*	5/2009	Chen ..... 455/575.4
		2010/0199016	A1*	8/2010	Paulos et al. .... 710/313
		2010/0243502	A1*	9/2010	Yamazaki et al. .... 206/449
					* cited by examiner
7,749,001	B2*	7/2010	Ma	.....	439/131
2001/0013483	A1*	8/2001	Konno et al.	.....	206/706
2008/0121543	A1*	5/2008	Bartlett	.....	206/449

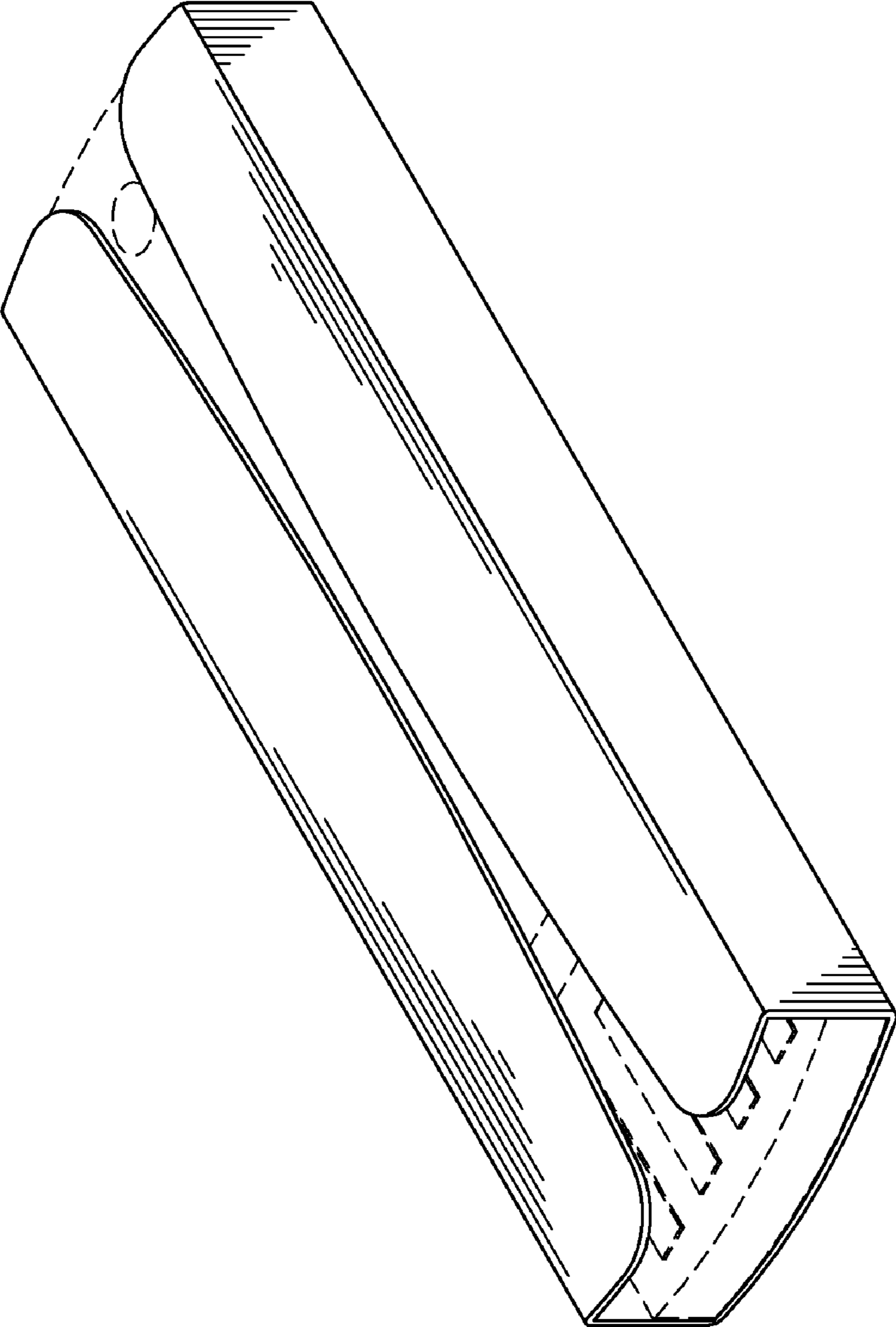


FIG. 1

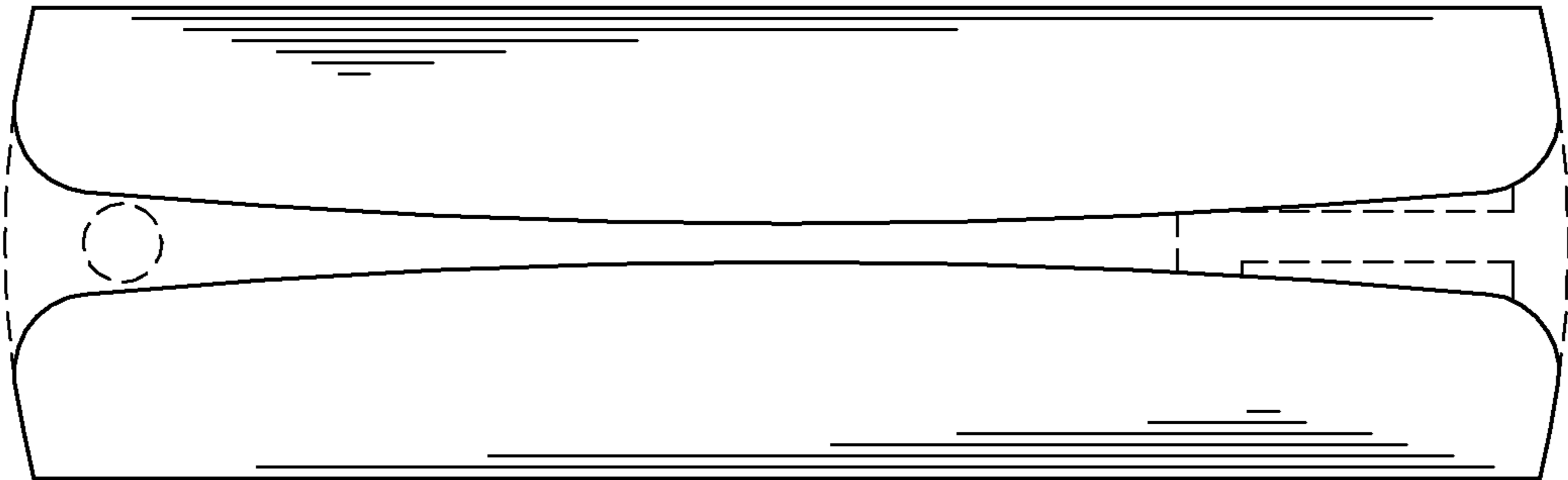


FIG. 2

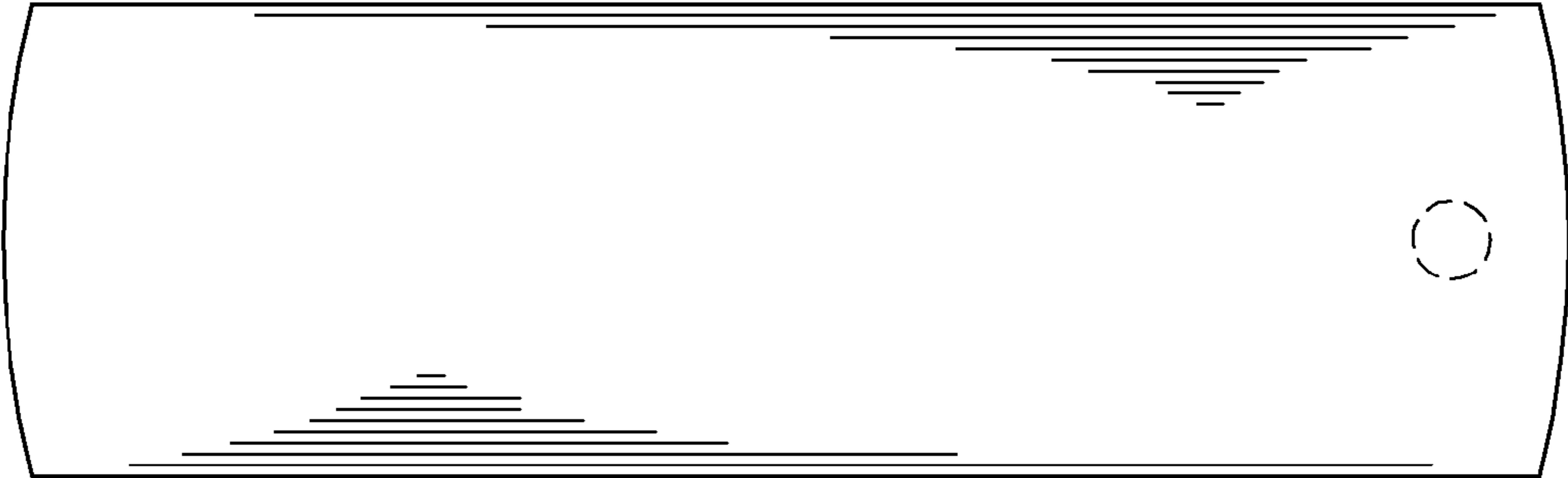


FIG. 3



FIG. 4



FIG. 5

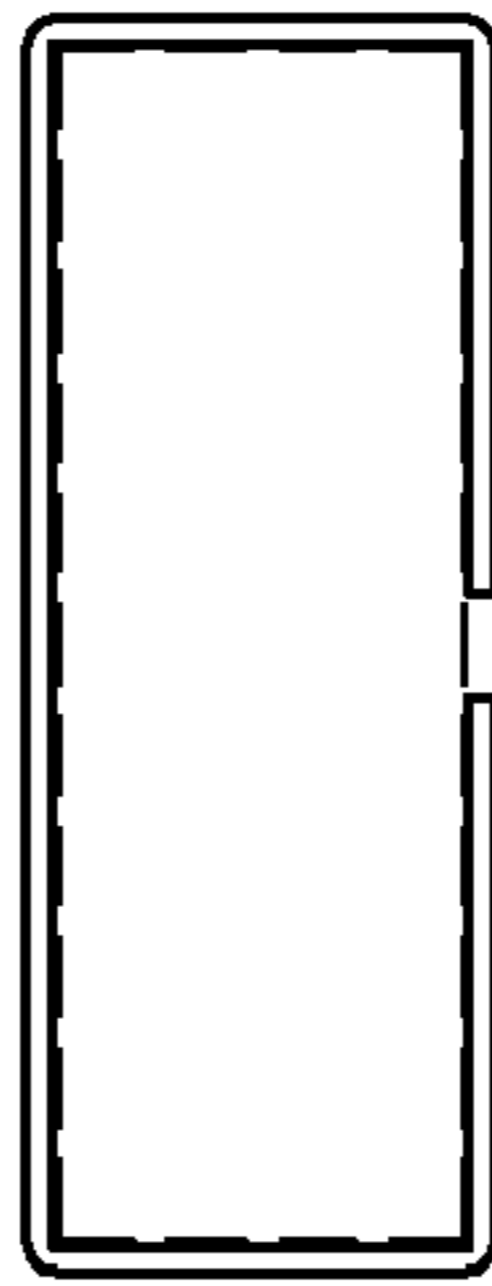


FIG. 6



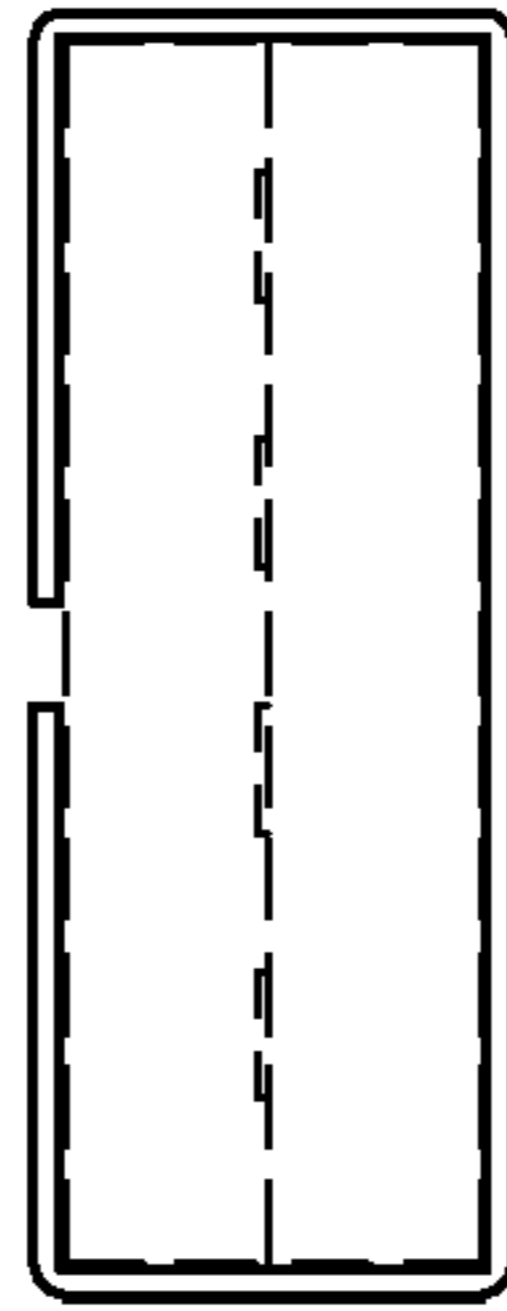


FIG. 7