



US00D631480S

(12) **United States Design Patent**
Vaughan

(10) **Patent No.:** **US D631,480 S**

(45) **Date of Patent:** **** Jan. 25, 2011**

(54) **COMPUTER HAVING A FRONT BEZEL**

(75) Inventor: **Brooks Vaughan**, Houston, TX (US)

(73) Assignee: **Hewlett-Packard Development Company, L.P.**, Houston, TX (US)

(**) Term: **14 Years**

(21) Appl. No.: **29/357,979**

(22) Filed: **Mar. 19, 2010**

(51) **LOC (9) Cl.** **14-02**

(52) **U.S. Cl.** **D14/446; D14/313**

(58) **Field of Classification Search** D14/300,
D14/308-313, 348, 356, 441-446, 214, 358;
D13/184, 199; 360/99.01-99.12; 361/679.31-679.34,
361/679.57, 752, 722-728; 369/34.01, 36.01;
312/223.1-223.3, 298

See application file for complete search history.

(56) **References Cited**

U.S. PATENT DOCUMENTS

D419,148 S *	1/2000	Foslien et al.	D14/441
D428,892 S *	8/2000	Haimson	D14/441
D431,239 S *	9/2000	Sasago	D14/214
D447,483 S *	9/2001	Wu	D14/441
D474,180 S *	5/2003	Searby et al.	D14/313
D480,078 S *	9/2003	Searby et al.	D14/313

6,671,179 B2 *	12/2003	Chen	361/725
7,054,144 B2 *	5/2006	Heistand et al.	361/679.57
D532,418 S *	11/2006	Crisp	D14/313
D569,865 S *	5/2008	Ambrose et al.	D14/356
2002/0017838 A1 *	2/2002	Roesner et al.	312/223.1

* cited by examiner

Primary Examiner—Freda S Nunn

(57) **CLAIM**

The ornamental design for a computer having a front bezel, as shown and described.

DESCRIPTION

FIG. 1 is a perspective view of a computer having a front bezel showing my new design;

FIG. 2 is a front view of the bezel of FIG. 1;

FIG. 3 is a rear view of the bezel of FIG. 1;

FIG. 4 is a side view of the bezel of FIG. 1;

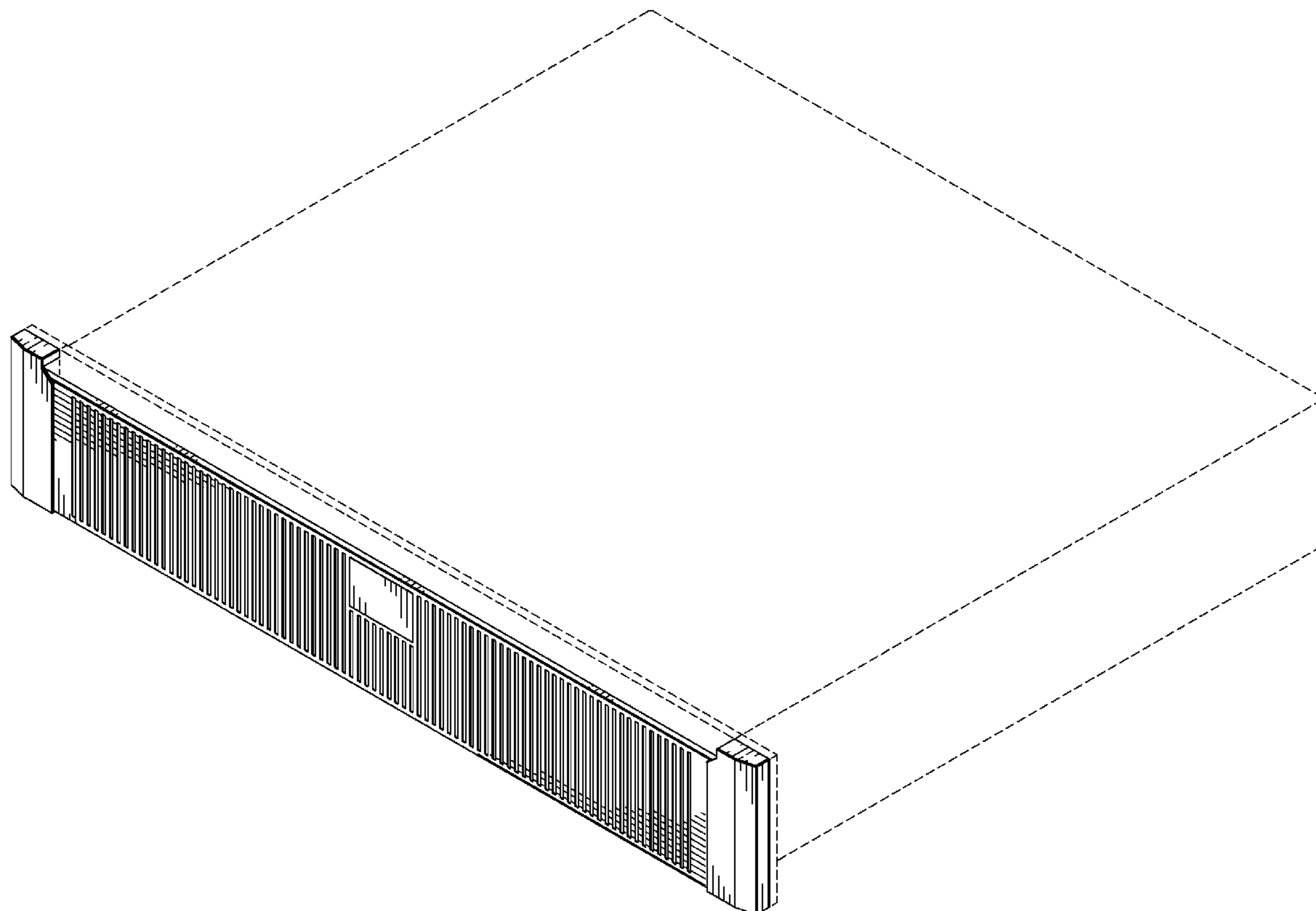
FIG. 5 is another side view of the bezel of FIG. 1;

FIG. 6 is a top-down view of the bezel of FIG. 1; and,

FIG. 7 is a bottom-up view of the bezel of FIG. 1.

Broken lines shown in the drawings illustrate portions of the bezel and computer, and form no part of the claimed design.

1 Claim, 3 Drawing Sheets



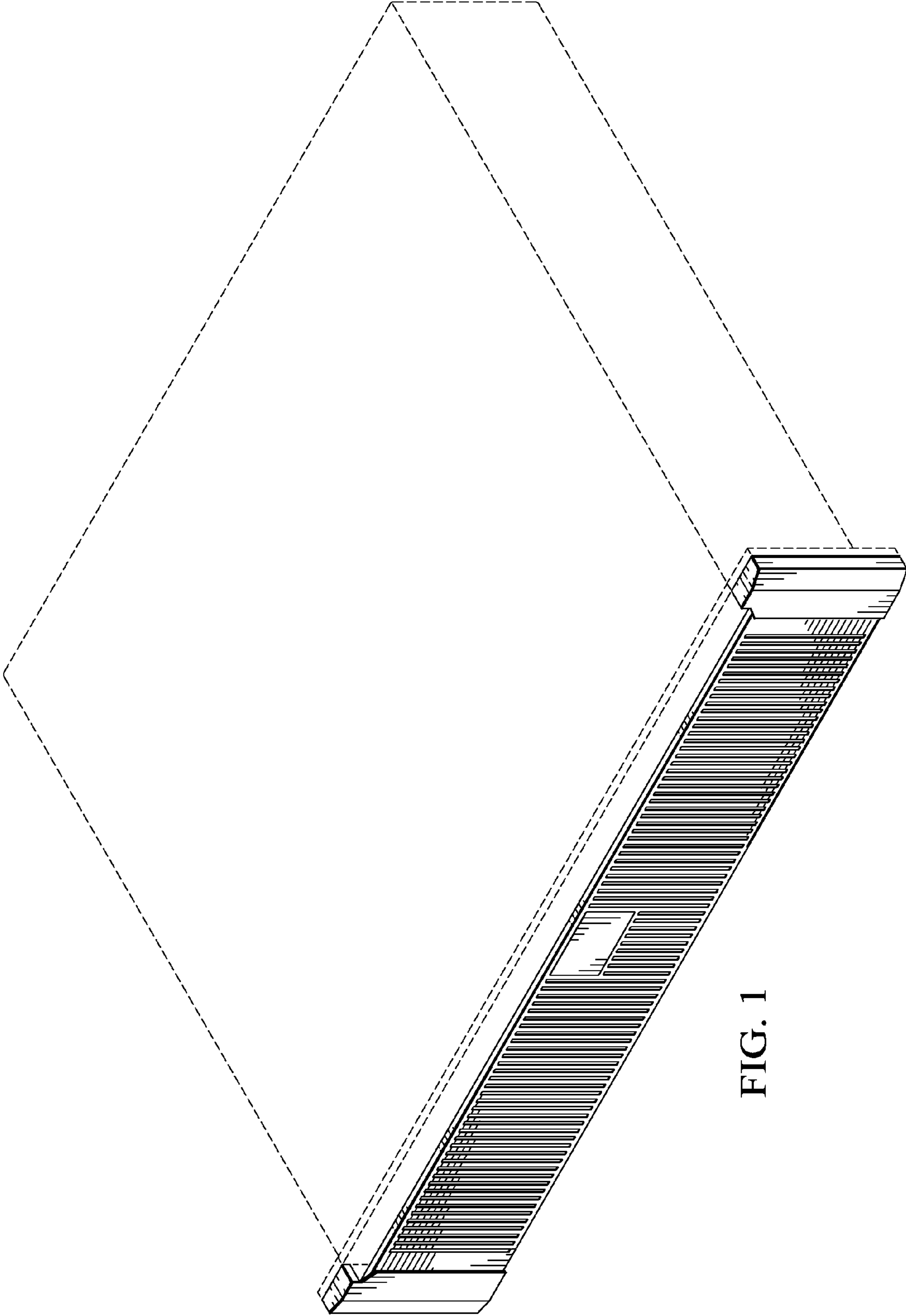


FIG. 1




FIG. 2

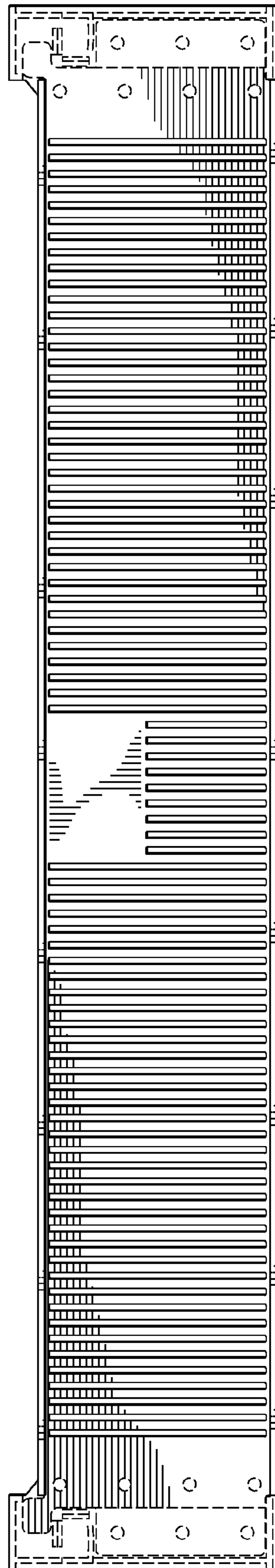


FIG. 3




FIG. 4




FIG. 5

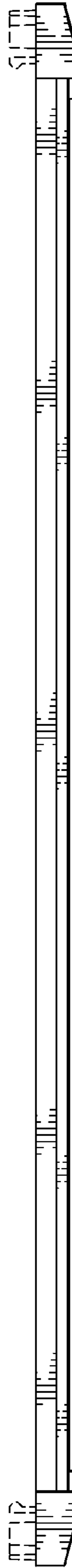


FIG. 6

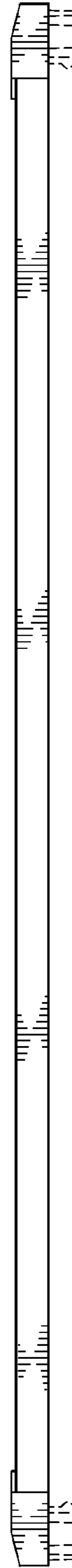


FIG. 7