



US00D631470S

(12) **United States Design Patent**
Yoneyama et al.

(10) **Patent No.:** **US D631,470 S**
(45) **Date of Patent:** **** Jan. 25, 2011**

(54) **EARPHONE**

(75) Inventors: **Daisuke Yoneyama**, Tokyo (JP);
Kensuke Iizuka, Kanagawa (JP)

(73) Assignee: **Kabushiki Kaisha Audio-Technica**,
Tokyo (JP)

(**) Term: **14 Years**

(21) Appl. No.: **29/355,222**

(22) Filed: **Feb. 4, 2010**

(30) **Foreign Application Priority Data**

Aug. 7, 2009 (JP) 2009-018126

(51) **LOC (9) Cl.** **14-01**

(52) **U.S. Cl.** **D14/223**

(58) **Field of Classification Search** D14/205,
D14/206, 223; 181/129, 130, 135; 379/430,
379/433.01; 381/380, 381; 455/90.3, 575.2
See application file for complete search history.

(56) **References Cited**

U.S. PATENT DOCUMENTS

6,574,345	B1 *	6/2003	Huang	381/380
6,931,142	B2 *	8/2005	Fushimi	381/325
D539,268	S *	3/2007	Suzuki	D14/206
7,349,550	B2 *	3/2008	Oliveira et al.	381/380
D566,099	S *	4/2008	Komiyama	D14/206
D587,681	S *	3/2009	Yanai	D14/205

D587,685	S *	3/2009	Densho	D14/206
D589,493	S *	3/2009	Densho	D14/206
7,551,748	B2 *	6/2009	Kamo et al.	381/380
D605,636	S *	12/2009	Yang	D14/223
D611,934	S *	3/2010	Schaefer	D14/223
D618,211	S *	6/2010	Oguro et al.	D14/205
D618,672	S *	6/2010	Harbeke et al.	D14/223

* cited by examiner

Primary Examiner—Paula Greene

(74) *Attorney, Agent, or Firm*—Whitham Curtis
Christofferson & Cook, PC

(57) **CLAIM**

We claim the ornamental design for the earphone, as shown and described.

DESCRIPTION

FIG. 1 is a front perspective view from the bottom of the earphone;

FIG. 2 is a rear perspective view from the top of the earphone;

FIG. 3 is a front elevational view of the earphone;

FIG. 4 is a left side elevational view of the earphone;

FIG. 5 is a right side elevational view of the earphone;

FIG. 6 is a top plan view of the earphone; and,

FIG. 7 is a bottom plan view of the earphone.

The broken lines form no part of the claimed design.

1 Claim, 2 Drawing Sheets


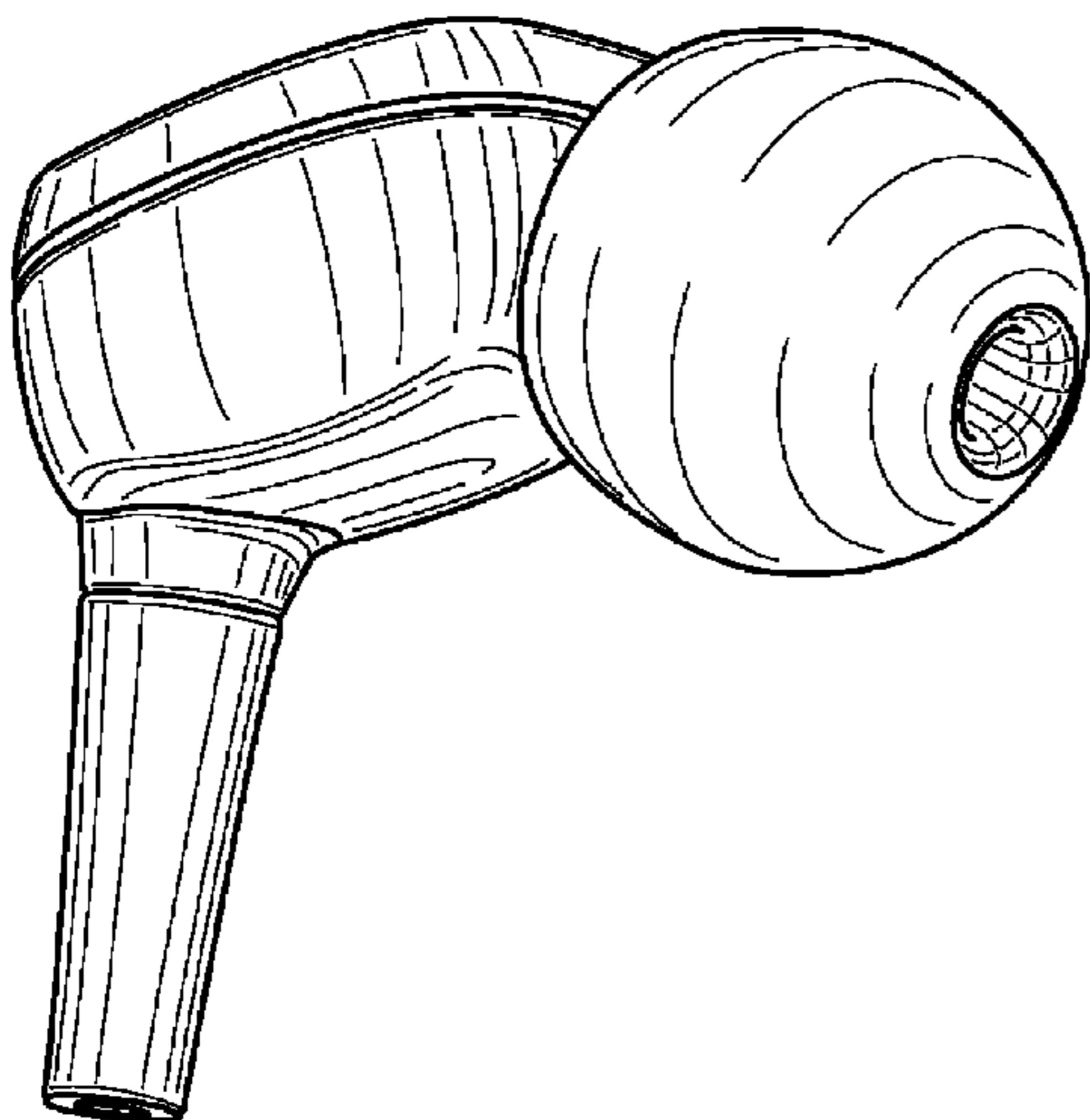


FIG. 1

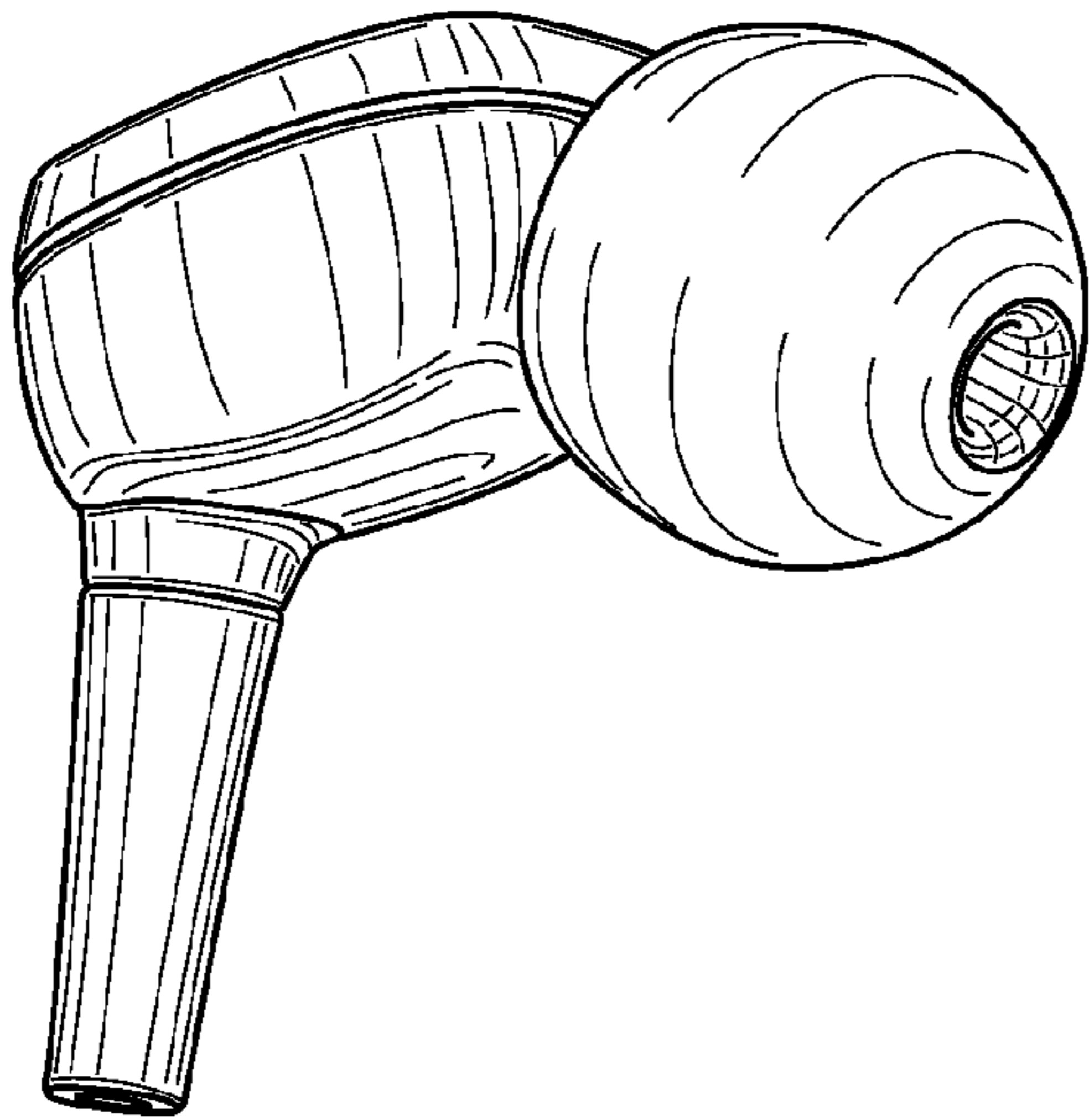


FIG. 2

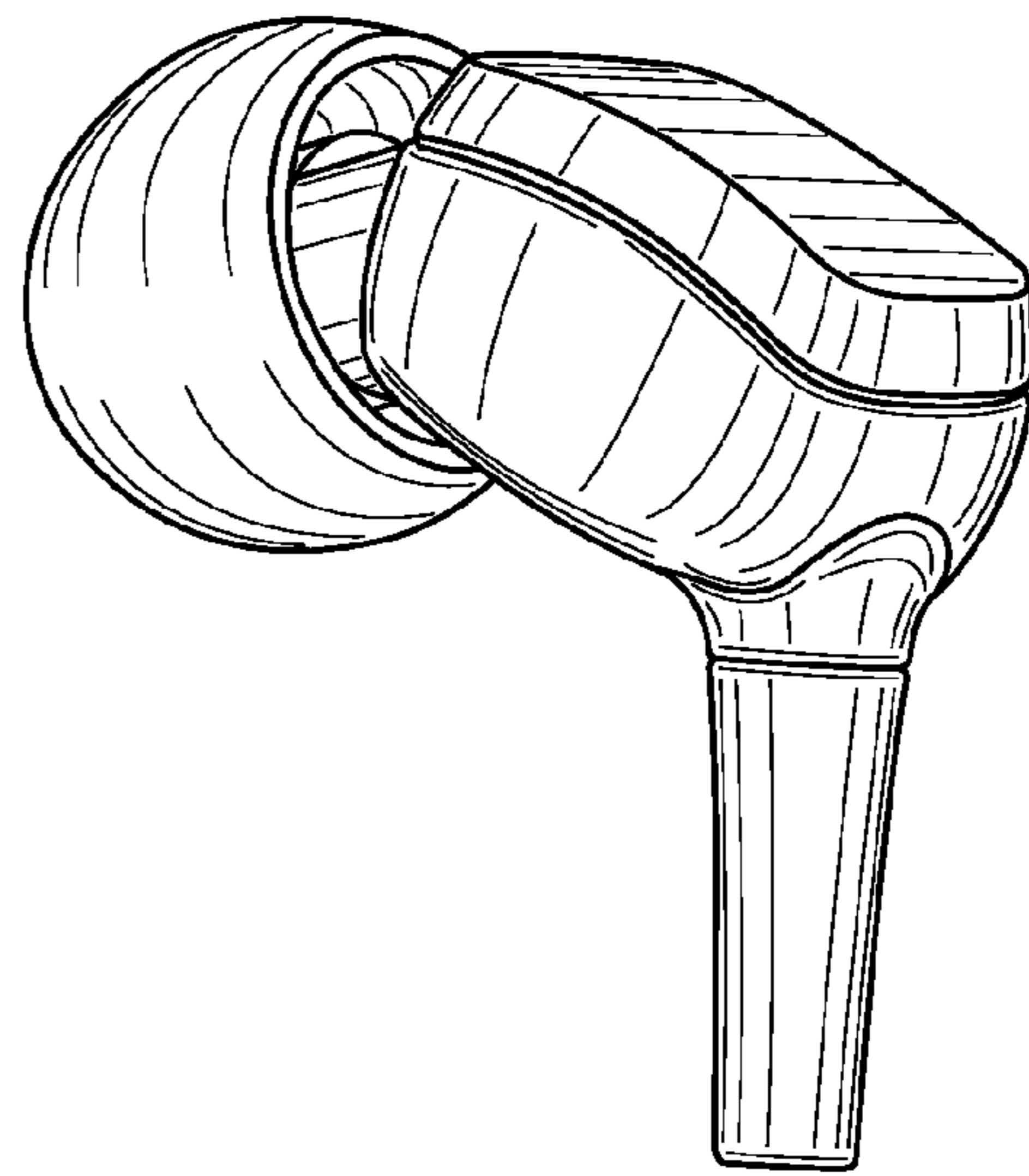


FIG. 3




FIG. 4

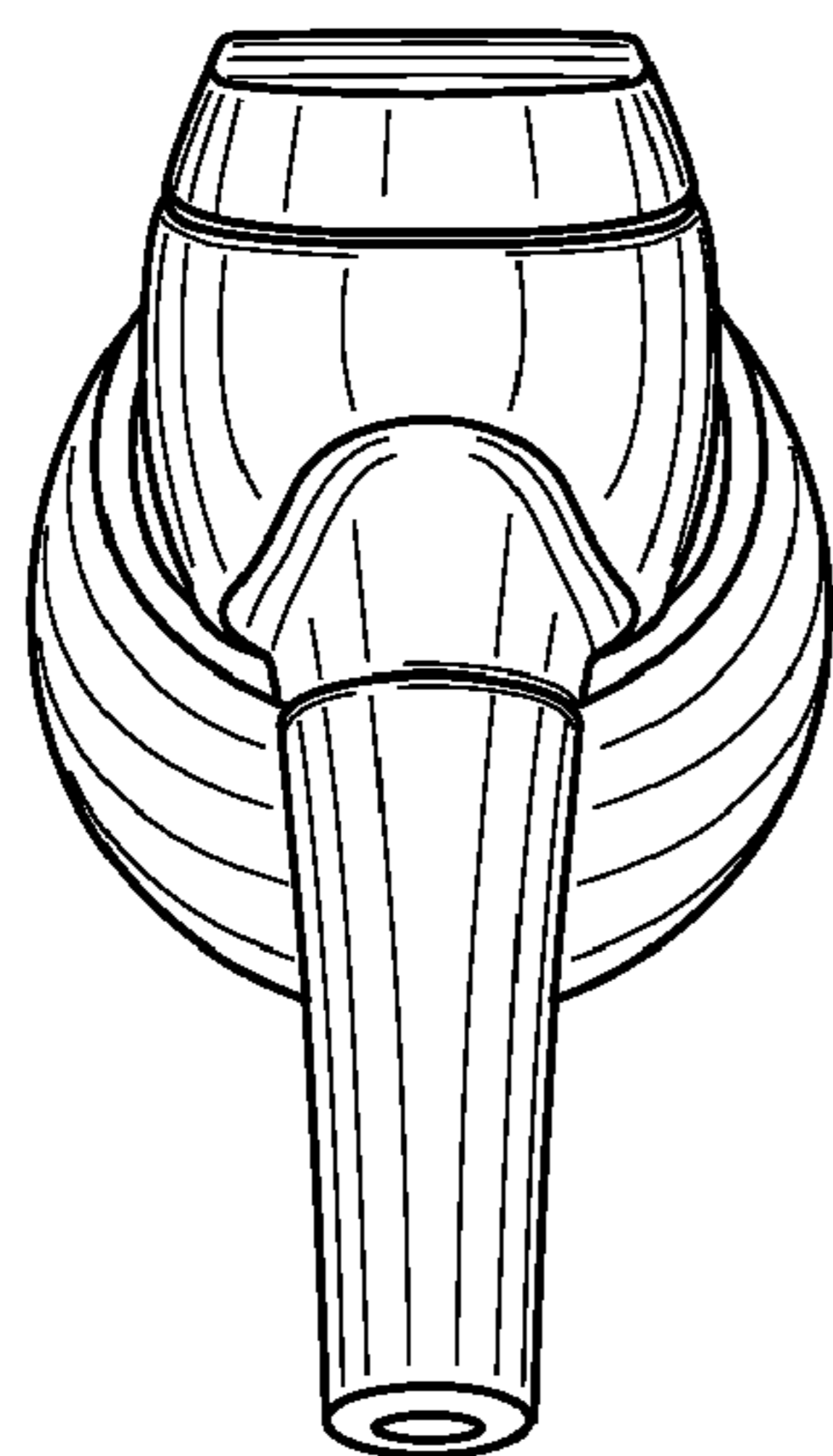


FIG. 5

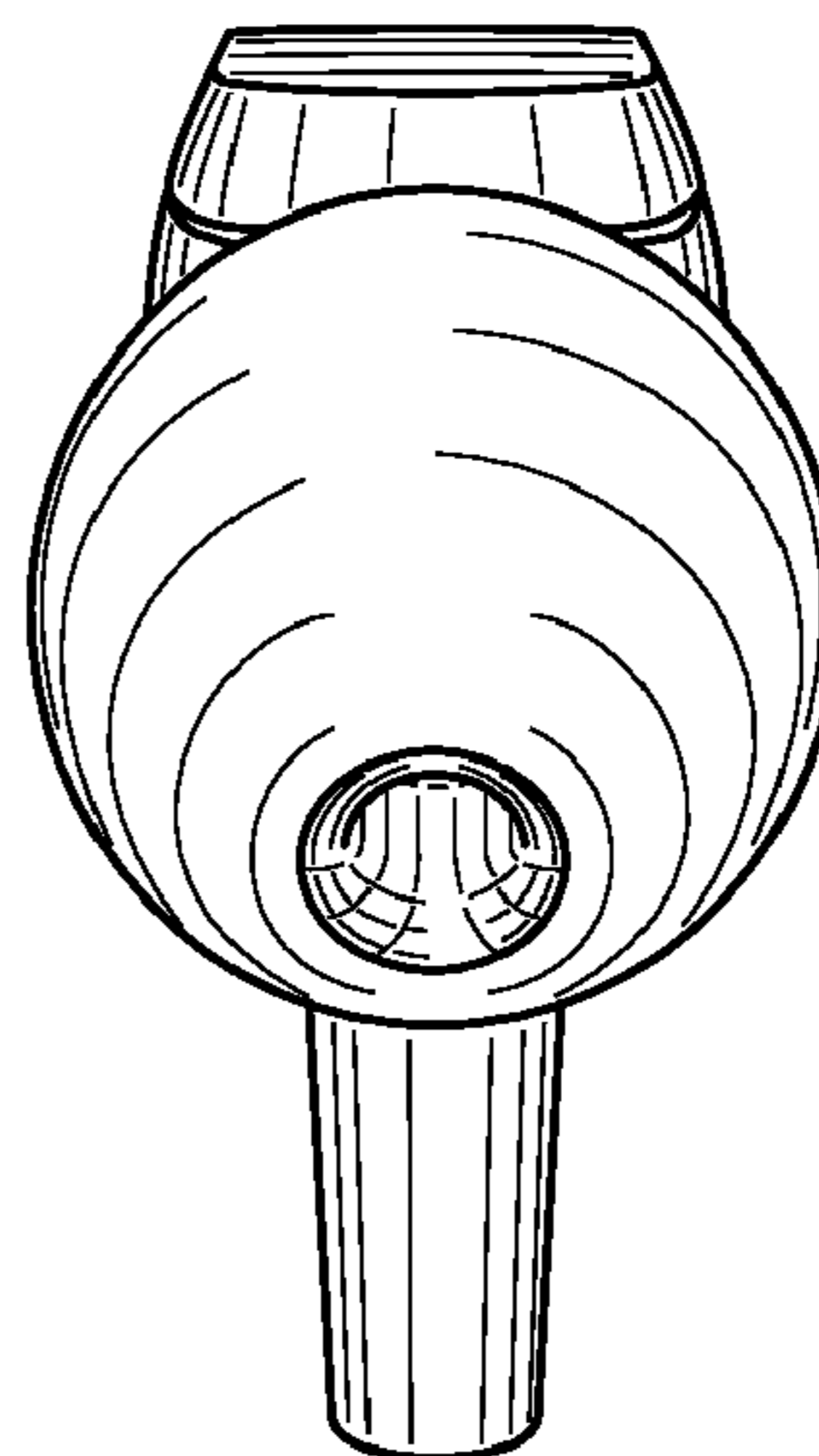


FIG. 6

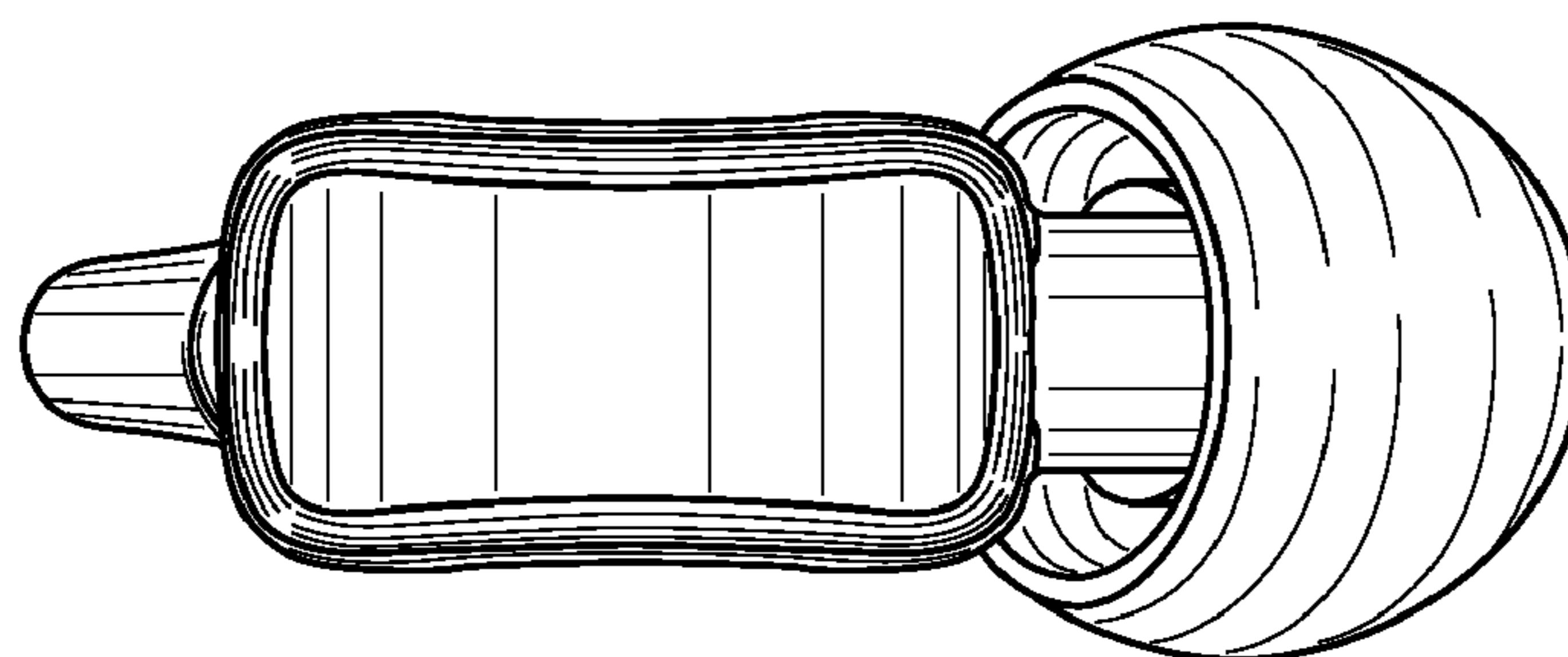


FIG. 7

