



US00D631435S

(12) **United States Design Patent**
Cacioppo et al.

(10) **Patent No.:** **US D631,435 S**
(45) **Date of Patent:** **** Jan. 25, 2011**

(54) **CHARGING STATION**

(75) Inventors: **Christopher M. Cacioppo**, Somerville, MA (US); **Manuel Perez**, Somerville, MA (US); **Hector Padilla**, Chelsea, MA (US); **Timothy Higgins**, Somerville, MA (US); **Louis Frank Genatossio**, Shrewsbury, MA (US); **Rick Burnham**, Gloucester, MA (US); **Dan DeOreo**, Manchester, MA (US)

(73) Assignee: **Sanford, L.P.**, Oak Brook, IL (US)

(**) Term: **14 Years**

(21) Appl. No.: **29/352,998**

(22) Filed: **Dec. 30, 2009**

(51) **LOC (9) Cl.** **13-02**
(52) **U.S. Cl.** **D13/107**
(58) **Field of Classification Search** D13/107–110,
D13/118–119, 184, 199; D14/251, 253,
D14/432, 434; 320/107–115
See application file for complete search history.

(56) **References Cited**

U.S. PATENT DOCUMENTS

3,696,283 A * 10/1972 Ackley, III 320/110
D241,555 S * 9/1976 Goldman et al. D13/107
D326,200 S * 5/1992 Allen et al. D6/479
D352,927 S * 11/1994 Williams D13/107
D397,084 S * 8/1998 Siddoway D13/107

D444,472 S * 7/2001 Russell et al. D14/434
D476,659 S * 7/2003 Ying et al. D14/434
D520,447 S * 5/2006 Liu D13/108
D528,072 S * 9/2006 Chen et al. D13/108
D530,667 S * 10/2006 Viduya et al. D13/107
2010/0039071 A1 * 2/2010 Hansford et al. 320/162
2010/0060232 A1 * 3/2010 Boyles et al. 320/107

* cited by examiner

Primary Examiner—Rosemary K Tarca

(74) *Attorney, Agent, or Firm*—Marshall, Gerstein & Borun LLP

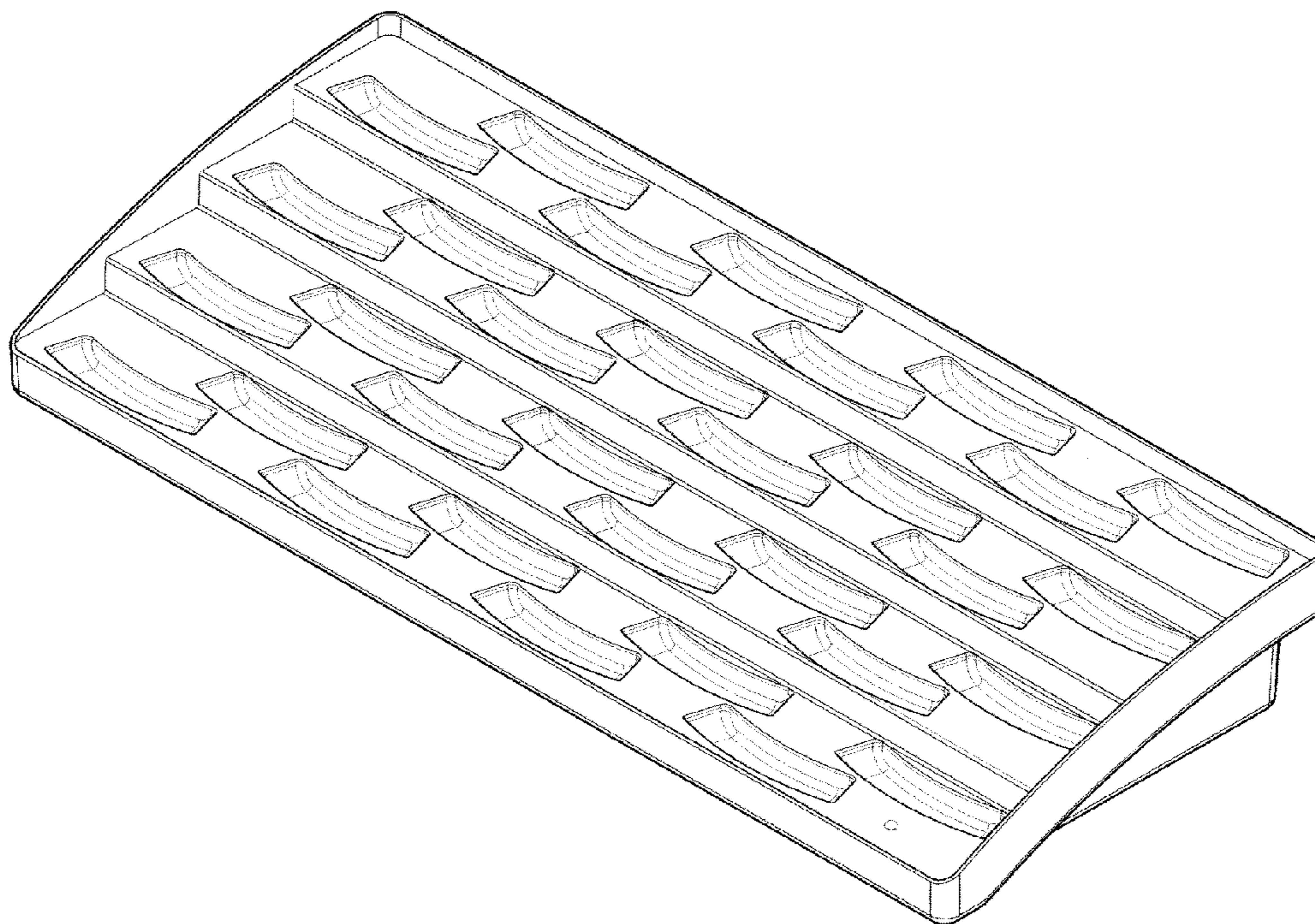
(57) **CLAIM**

The ornamental design for a charging station, as shown and described.

DESCRIPTION

FIG. 1 is a perspective view showing our new design for a charging station;
FIG. 2 is a front view of the charging station of FIG. 1;
FIG. 3 is a back view of the charging station of FIG. 1;
FIG. 4 is a left side view of the charging station of FIG. 1;
FIG. 5 is a right side view of the charging station of FIG. 1;
FIG. 6 is a top plan view of the charging station of FIG. 1; and,
FIG. 7 is a bottom plan view of the charging station of FIG. 1.
The dashed lines are for illustrative purposes only and form no part of the claimed design.

1 Claim, 3 Drawing Sheets



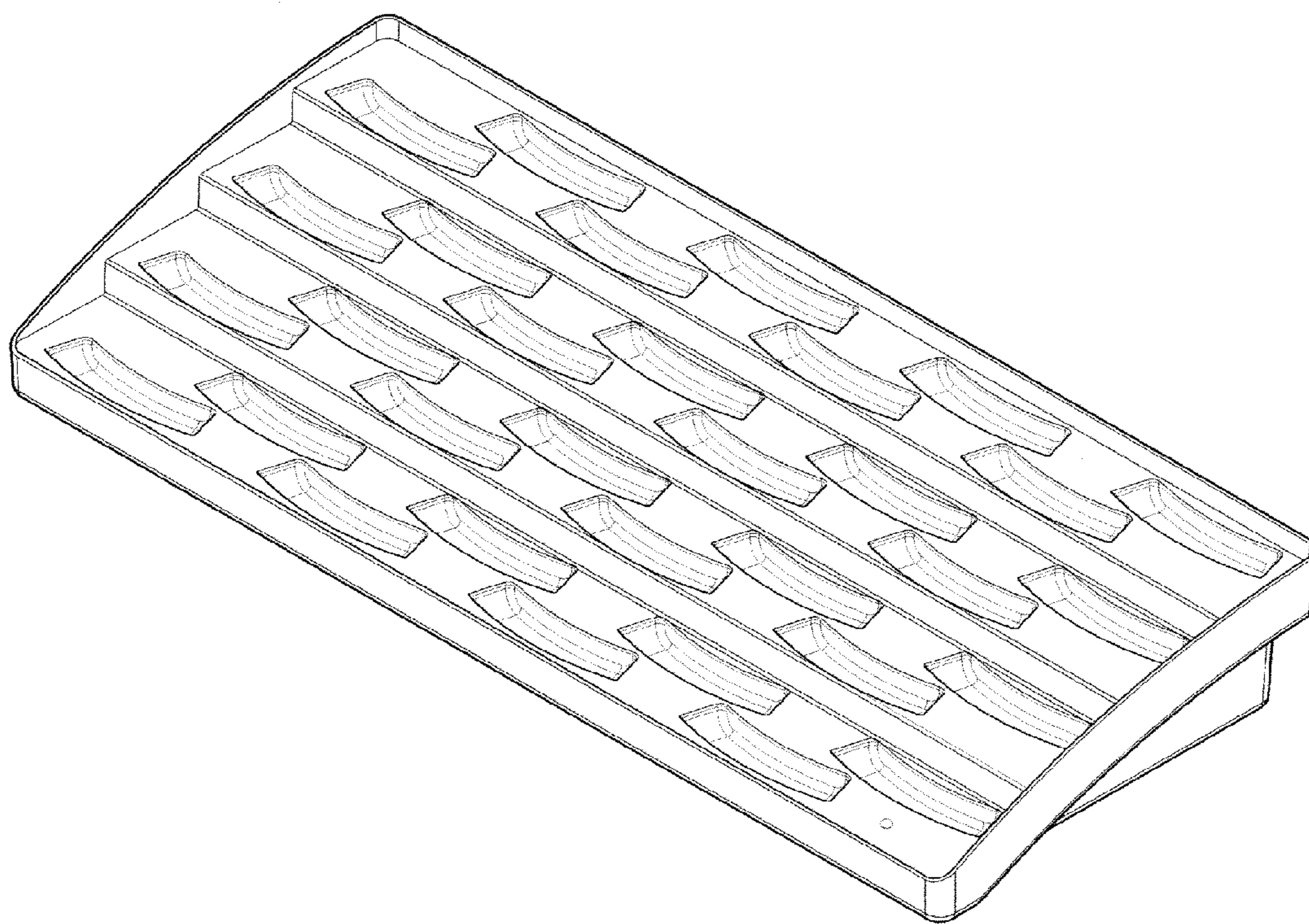


FIG. 1




FIG. 2




FIG. 3

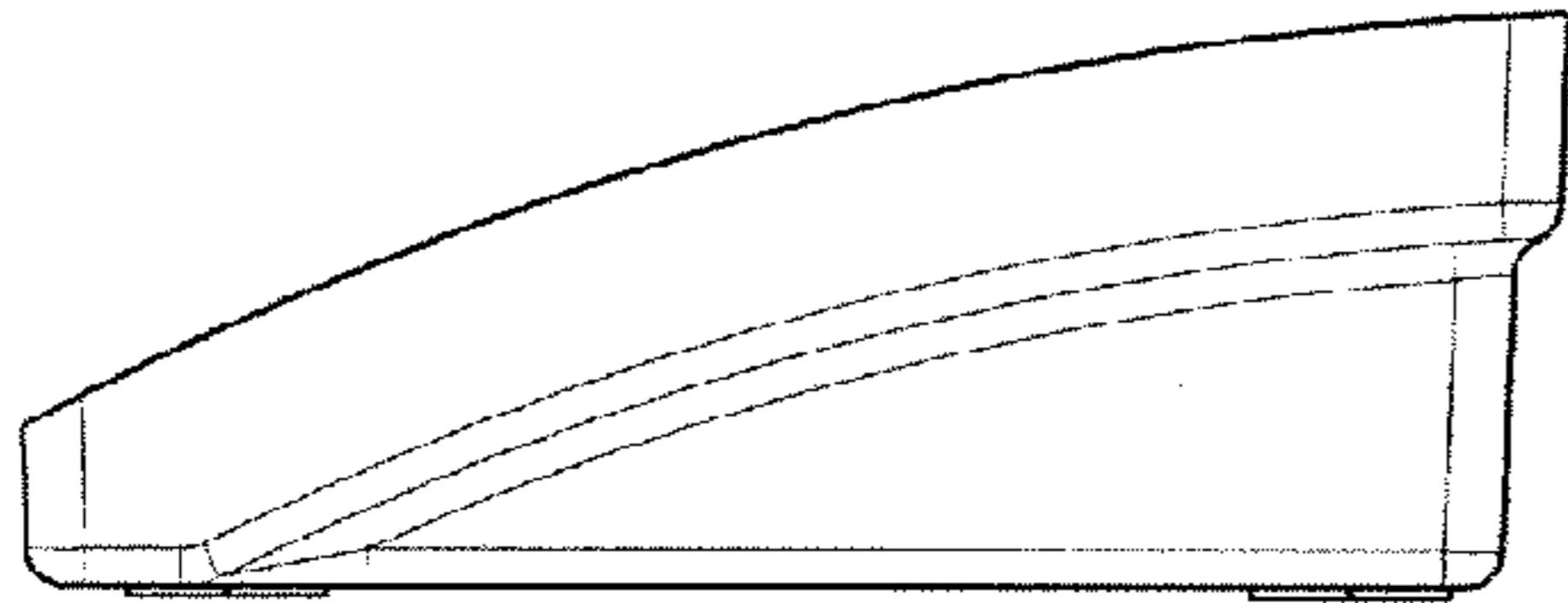


FIG. 4




FIG. 5

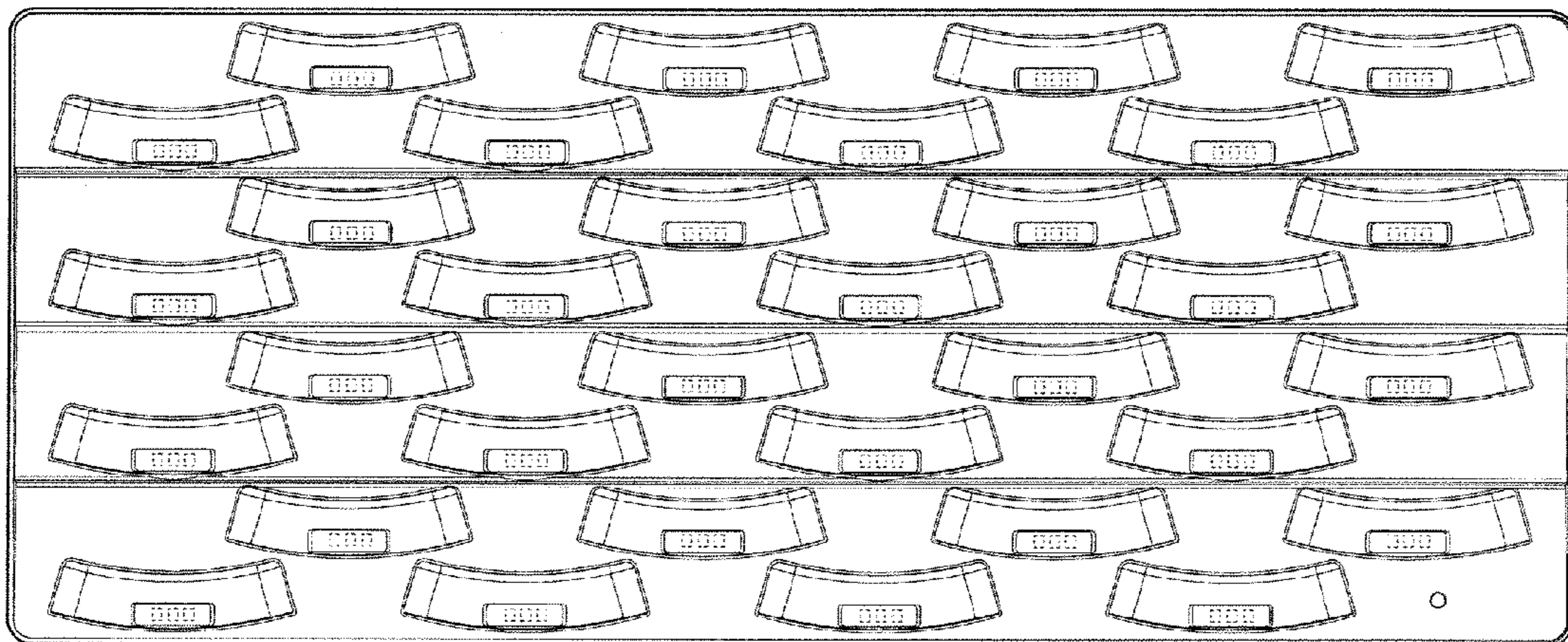


FIG. 6

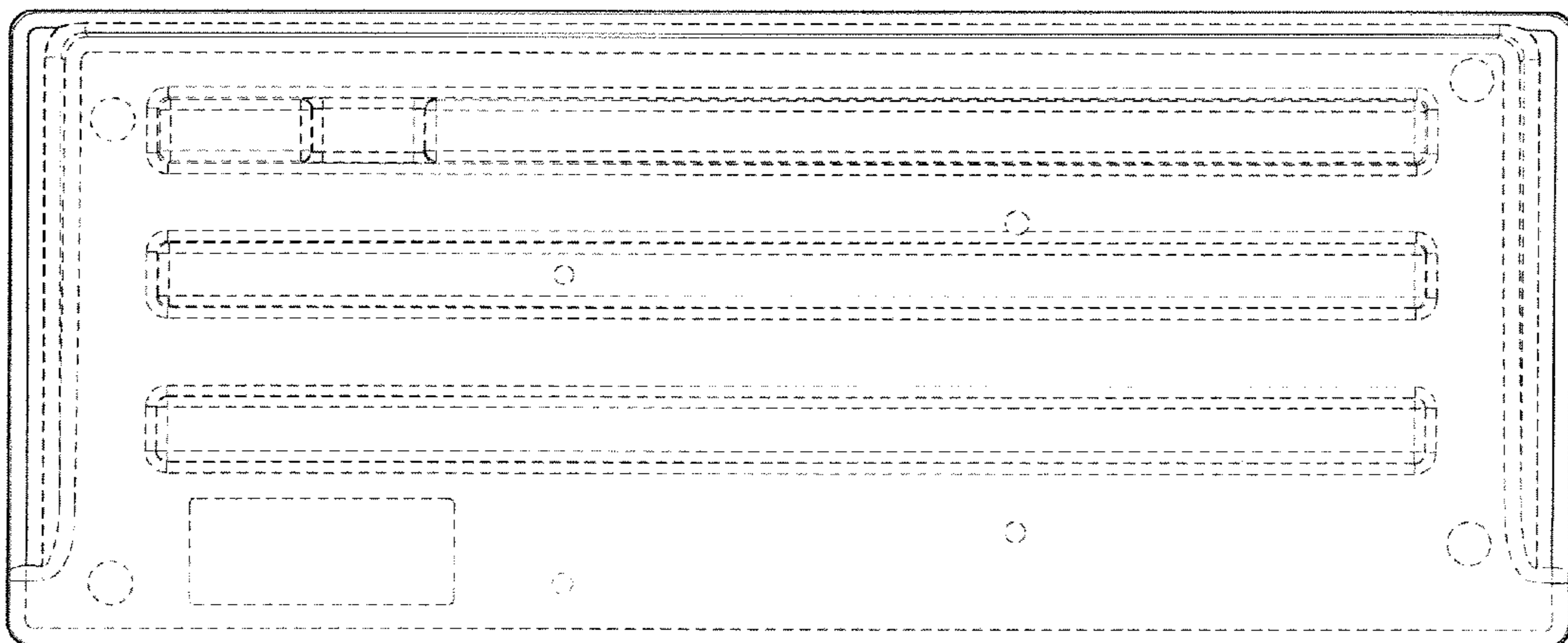


FIG. 7