



US00D631427S

(12) **United States Design Patent**
Martin

(10) **Patent No.:** **US D631,427 S**

(45) **Date of Patent:** **** Jan. 25, 2011**

(54) **TIRE FOR WALK BEHIND POWER LAWN MOWER**

(75) Inventor: **David J. Martin**, Eden Prairie, MN (US)

(73) Assignee: **The Toro Company**, Bloomington, MN (US)

(**) Term: **14 Years**

(21) Appl. No.: **29/327,955**

(22) Filed: **Nov. 14, 2008**

(51) **LOC (9) Cl.** **12-15**

(52) **U.S. Cl.** **D12/577**

(58) **Field of Classification Search** D12/568-603;
152/209.1, 209.8, 209.9, 209.12, 209.18,
152/209.25

See application file for complete search history.

(56) **References Cited**

U.S. PATENT DOCUMENTS

D126,072 S * 3/1941 Hardeman D12/599
D170,862 S * 11/1953 Hawkinson D12/583

2,971,552 A * 2/1961 Williams et al. 152/209.1
D251,722 S * 5/1979 Tamura et al. D12/593
D585,820 S * 2/2009 Motta et al. D12/599
D613,677 S * 4/2010 Neubauer et al. D12/579
D614,118 S * 4/2010 Wells et al. D12/579

* cited by examiner

Primary Examiner—Caron Veynar

Assistant Examiner—George D Kirschbaum

(74) *Attorney, Agent, or Firm*—James W. Miller

(57) **CLAIM**

The ornamental design for a tire for a walk behind power lawn mower, as shown and described.

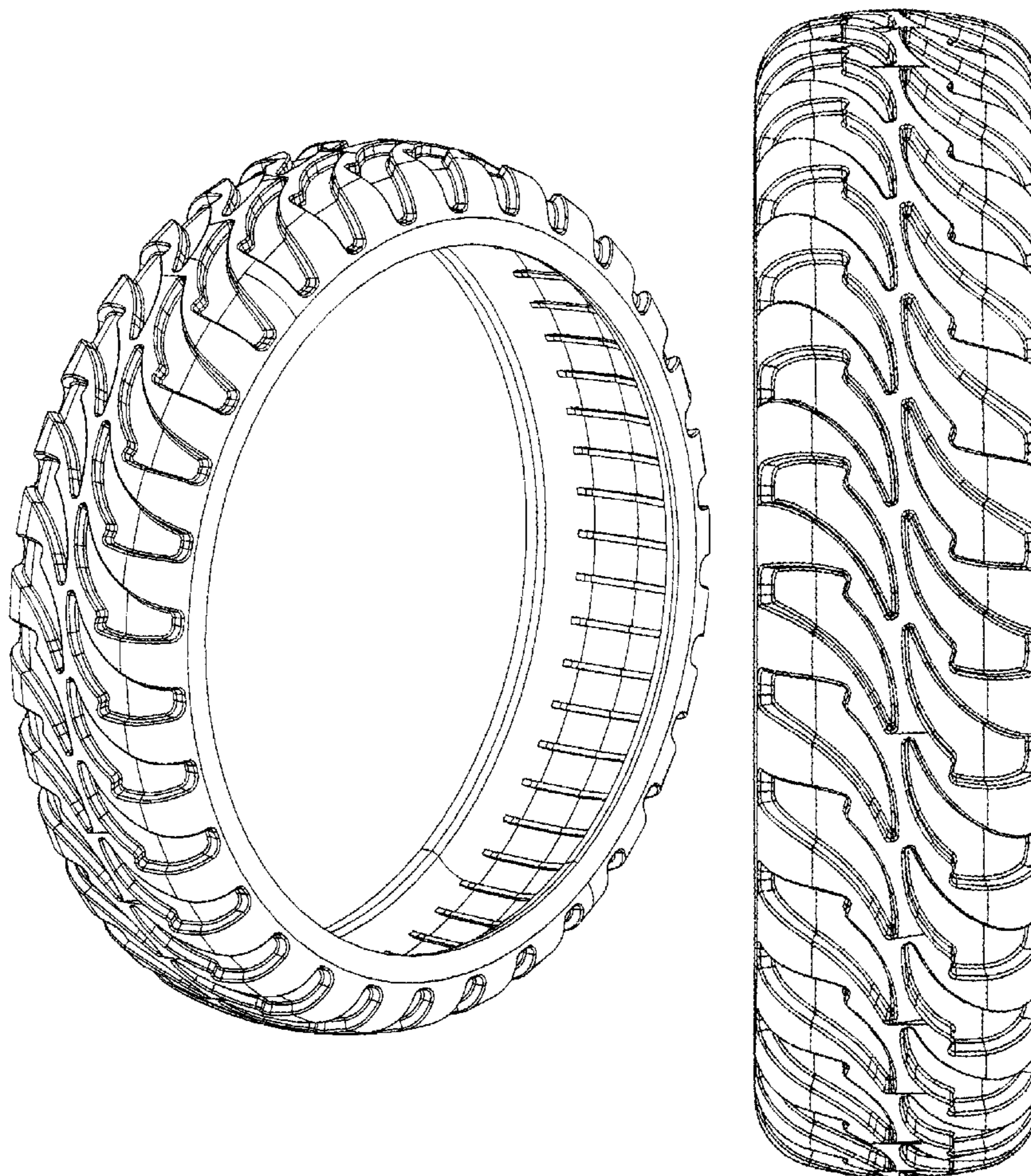
DESCRIPTION

FIG. 1 is a perspective view of a tire for a walk behind power lawn mower showing my new design;

FIG. 2 is a front elevational view thereof, with the top plan and rear elevational views being identical; and,

FIG. 3 is a left elevational view, the right elevational view being a mirror image thereof.

1 Claim, 3 Drawing Sheets






Fig. 1

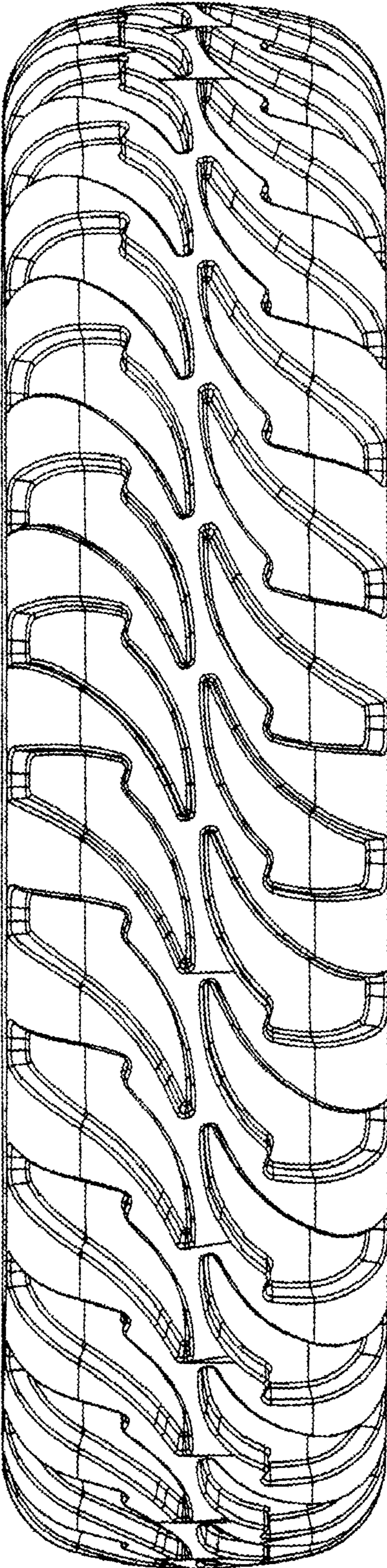


Fig. 2

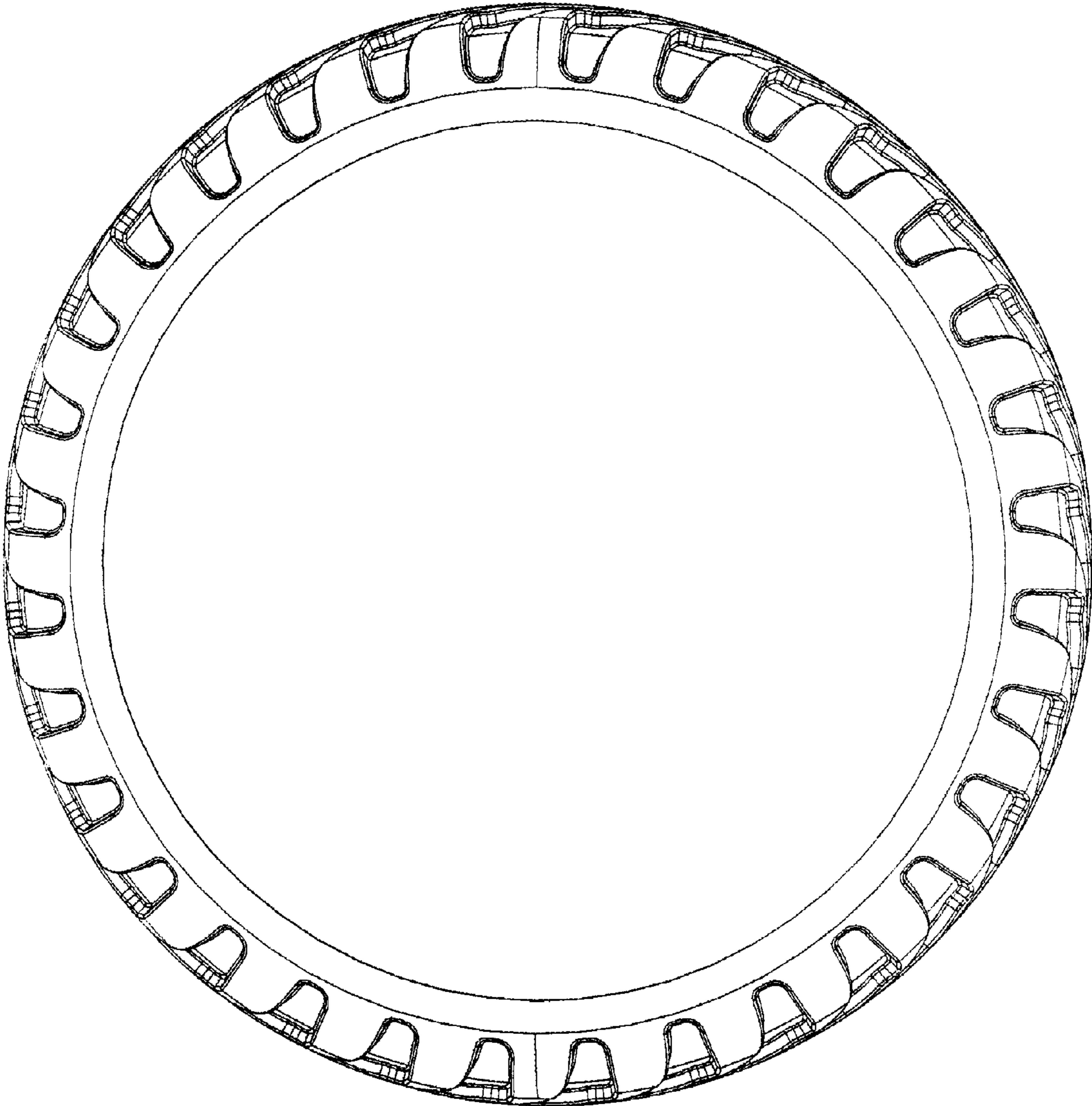


Fig. 3