



US00D631416S

(12) **United States Design Patent**
Lee

(10) **Patent No.:** **US D631,416 S**
(45) **Date of Patent:** **** Jan. 25, 2011**

(54) **LICENSE PLATE FRAME**

D595,199 S * 6/2009 Hu D12/193

(76) Inventor: **Cheng Tai Lee**, No. 139, Chong Ren St.,
Tainan City (TW)

* cited by examiner

Primary Examiner—Stacia Cadmus
(74) *Attorney, Agent, or Firm*—WPAT, PC; Justin King

(**) Term: **14 Years**

(21) Appl. No.: **29/375,820**

(57) **CLAIM**

(22) Filed: **Sep. 28, 2010**

The ornamental design for license plate frame, as shown and described.

(51) **LOC (9) Cl.** **12-16**

(52) **U.S. Cl.** **D12/193**

(58) **Field of Classification Search** D12/193;
40/200–204, 207–214; 362/497, 473, 327,
362/604; D20/13

See application file for complete search history.

DESCRIPTION

FIG. 1 is a perspective view of a license plate frame showing my new design;

FIG. 2 is a front elevation view thereof;

FIG. 3 is a rear elevation view thereof;

FIG. 4 is a left side elevation view thereof;

FIG. 5 is a right side elevation view thereof;

FIG. 6 is a top plan view thereof; and,

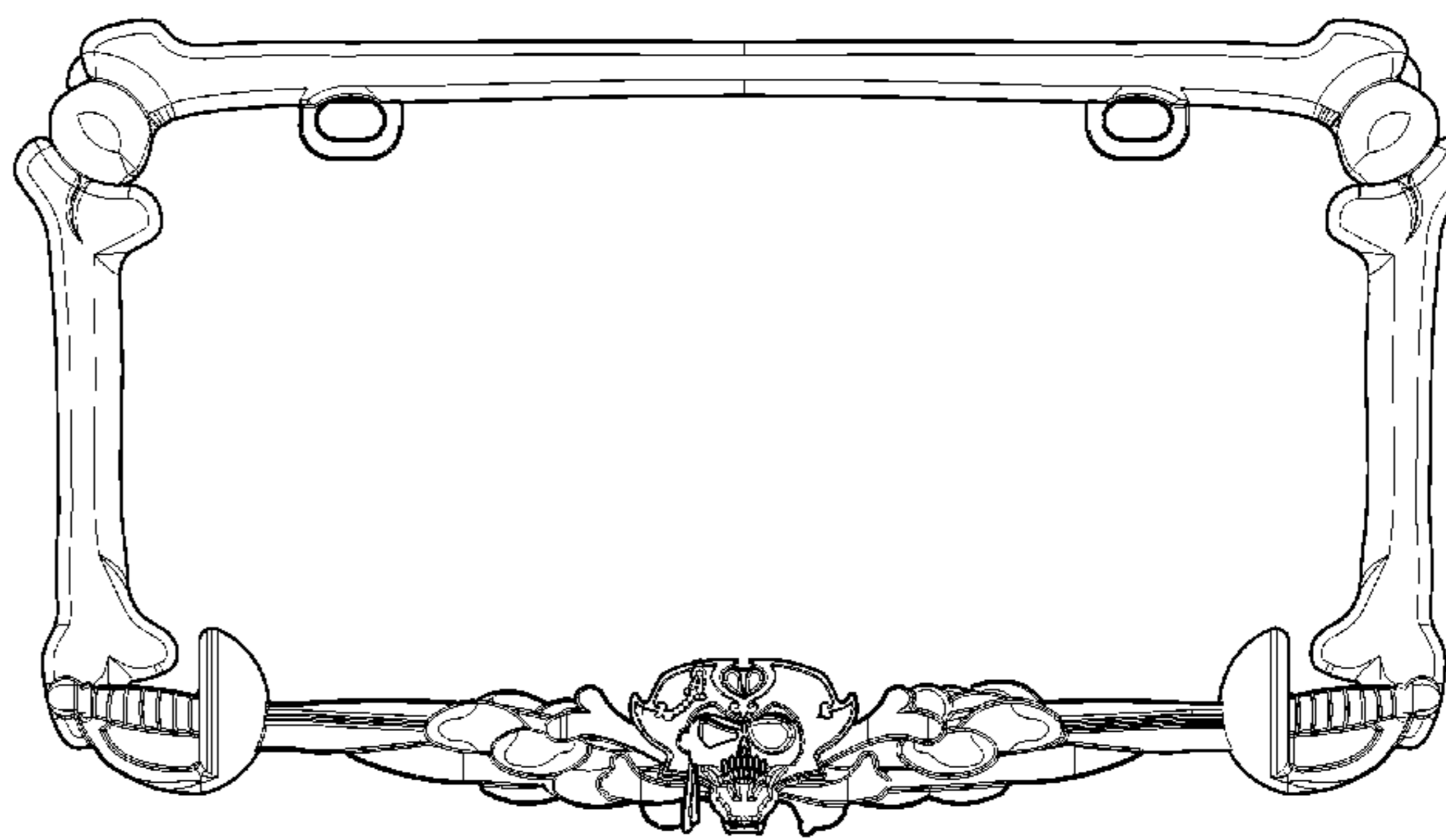
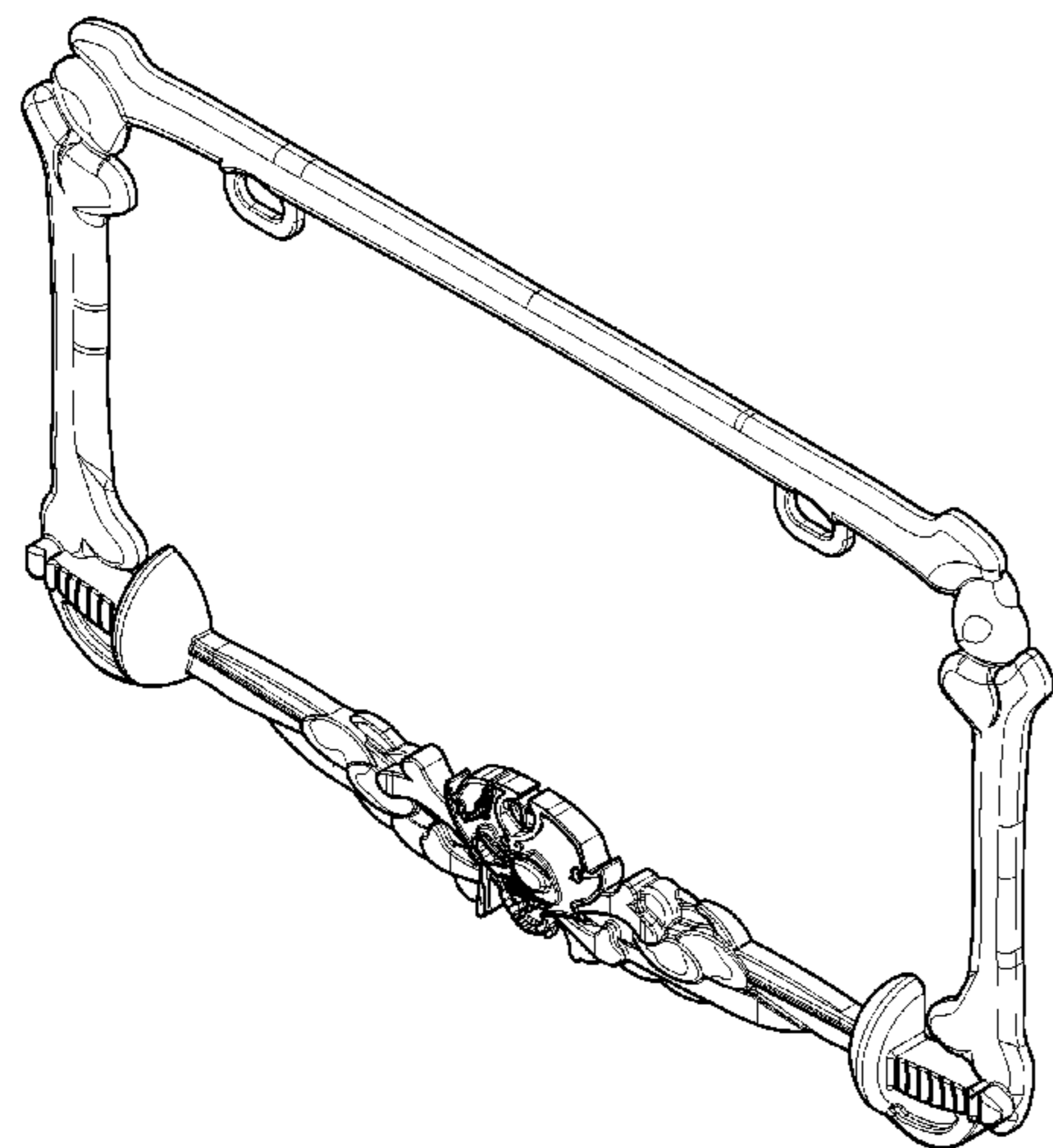
FIG. 7 is a bottom plan view thereof.

(56) **References Cited**

U.S. PATENT DOCUMENTS

D366,441 S *	1/1996	Wu	D12/193
D441,704 S *	5/2001	Hussaini et al.	D12/193
D477,799 S *	7/2003	Arens	D12/193
D478,030 S *	8/2003	Arens	D12/193
D531,558 S *	11/2006	Peng	D12/193

1 Claim, 5 Drawing Sheets



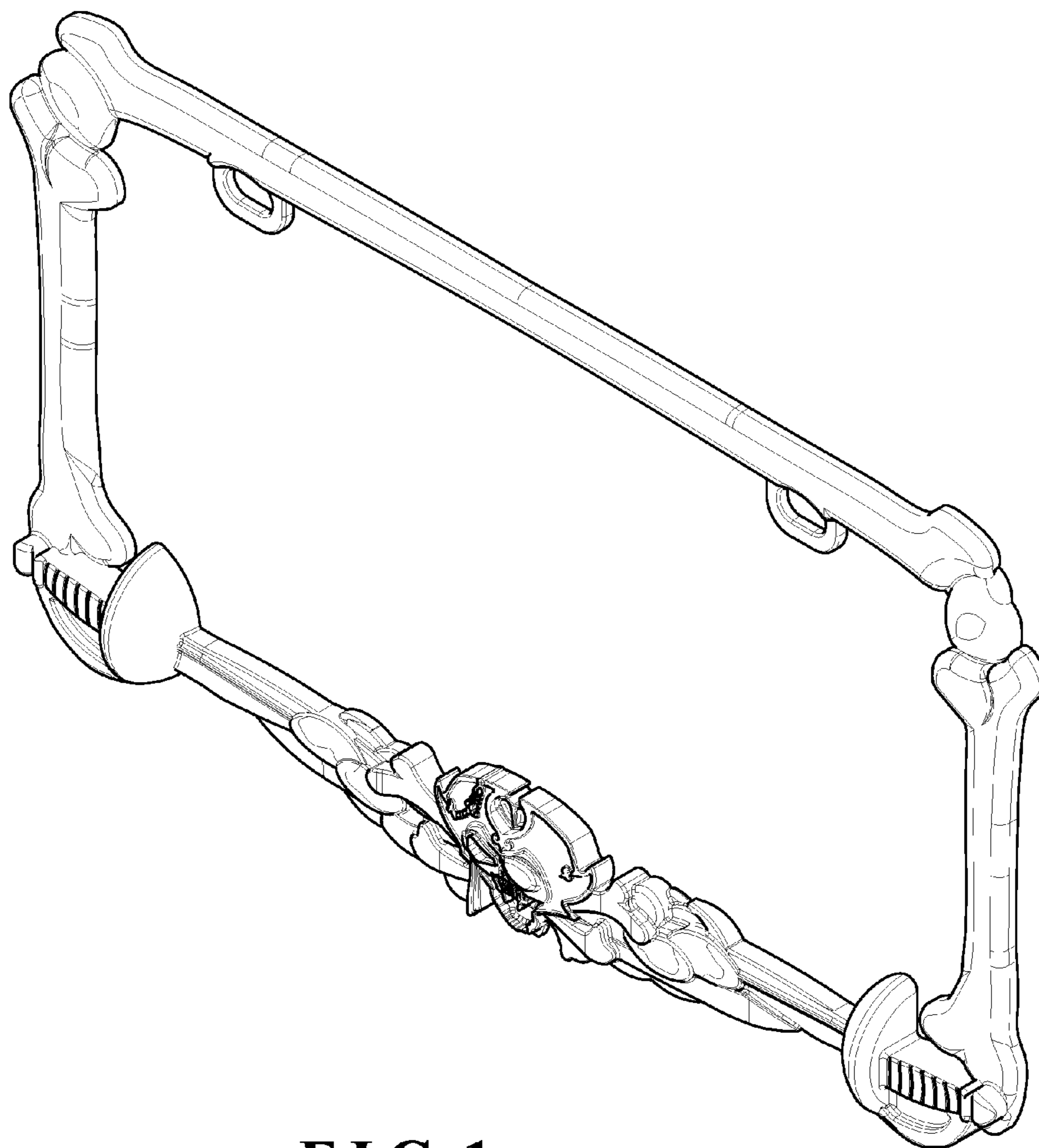


FIG. 1




FIG. 2




FIG. 3




FIG. 4

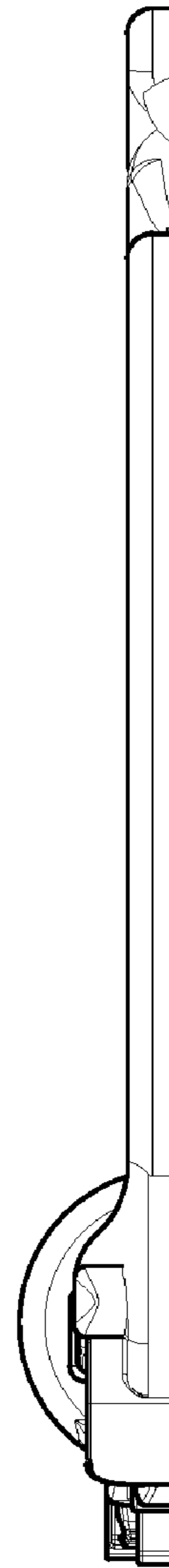


FIG. 5

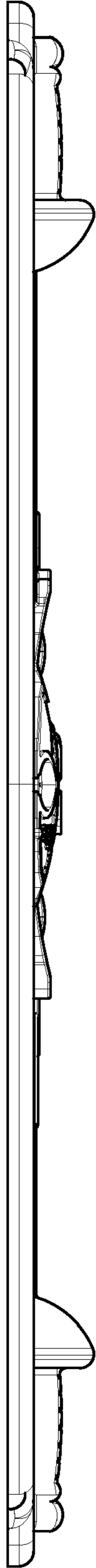


FIG. 6

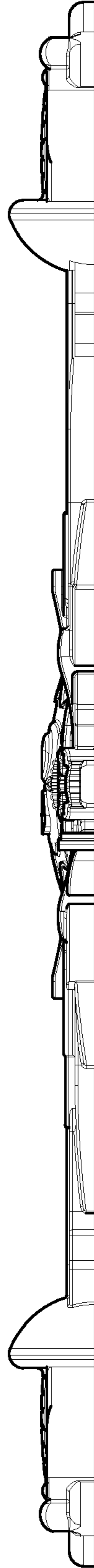


FIG. 7