



US00D631411S

(12) **United States Design Patent**
Hiramori et al.

(10) **Patent No.:** **US D631,411 S**
(45) **Date of Patent:** **** Jan. 25, 2011**

(54) **FRICITION PAD OF DISK BRAKES FOR AN AUTOMOBILE**

(75) Inventors: **Yoichi Hiramori**, Ueda (JP); **Toshihiro Kusano**, Ueda (JP)

(73) Assignee: **Nissin Kogyo Co., Ltd.**, Nagano (JP)

(**) Term: **14 Years**

(21) Appl. No.: **29/359,530**

(22) Filed: **Apr. 13, 2010**

(30) **Foreign Application Priority Data**

Oct. 15, 2009 (JP) 2009-024125

(51) **LOC (9) Cl.** **12-16**

(52) **U.S. Cl.** **D12/180**

(58) **Field of Classification Search** D12/180;
188/71.1, 73.3, 73.31-73.39, 72.2, 72.4,
188/73.41-73.46, 218 XL, 370, 1.1 W, 264 A,
188/264 AA, 18 A; 192/169.2, 169.3, 107 R
See application file for complete search history.

(56) **References Cited**

U.S. PATENT DOCUMENTS

- D270,824 S * 10/1983 Robinette D12/180
- D319,208 S * 8/1991 Sheets et al. D12/180
- 5,941,349 A * 8/1999 Krumm, Sr. 188/250 G
- 5,975,255 A * 11/1999 Monroe et al. 188/250 B
- D490,350 S * 5/2004 Blaschke et al. D12/180
- D506,423 S * 6/2005 Matsumoto D12/180
- 7,516,824 B2 * 4/2009 Iwai et al. 188/250 B
- D622,646 S * 8/2010 Arbesman et al. D12/180

FOREIGN PATENT DOCUMENTS

JP 1151625 S 9/2002

OTHER PUBLICATIONS

Japanese Office Action issued in counterpart Design Application No. 2009-024125, dated Oct. 1, 2010.

* cited by examiner

Primary Examiner—Melody N Brown

(74) *Attorney, Agent, or Firm*—Sughrue Mion, PLLC

(57) **CLAIM**

The ornamental design for a friction pad of disk brakes for an automobile, as shown and described.

DESCRIPTION

FIG. 1 is a perspective view of top, front and left side of a friction pad of disk brakes for an automobile showing our new design;

FIG. 2 is a front view thereof;

FIG. 3 is a rear view thereof;

FIG. 4 is a right side view thereof;

FIG. 5 is a left side view thereof;

FIG. 6 is a top plan view thereof;

FIG. 7 is a bottom view thereof; and,

FIG. 8 is cross sectional view thereof taken along line 8—8 in FIG. 2.

The portions of the article in broken lines are shown for illustrative purposes only and form no part of the claimed design.

1 Claim, 5 Drawing Sheets

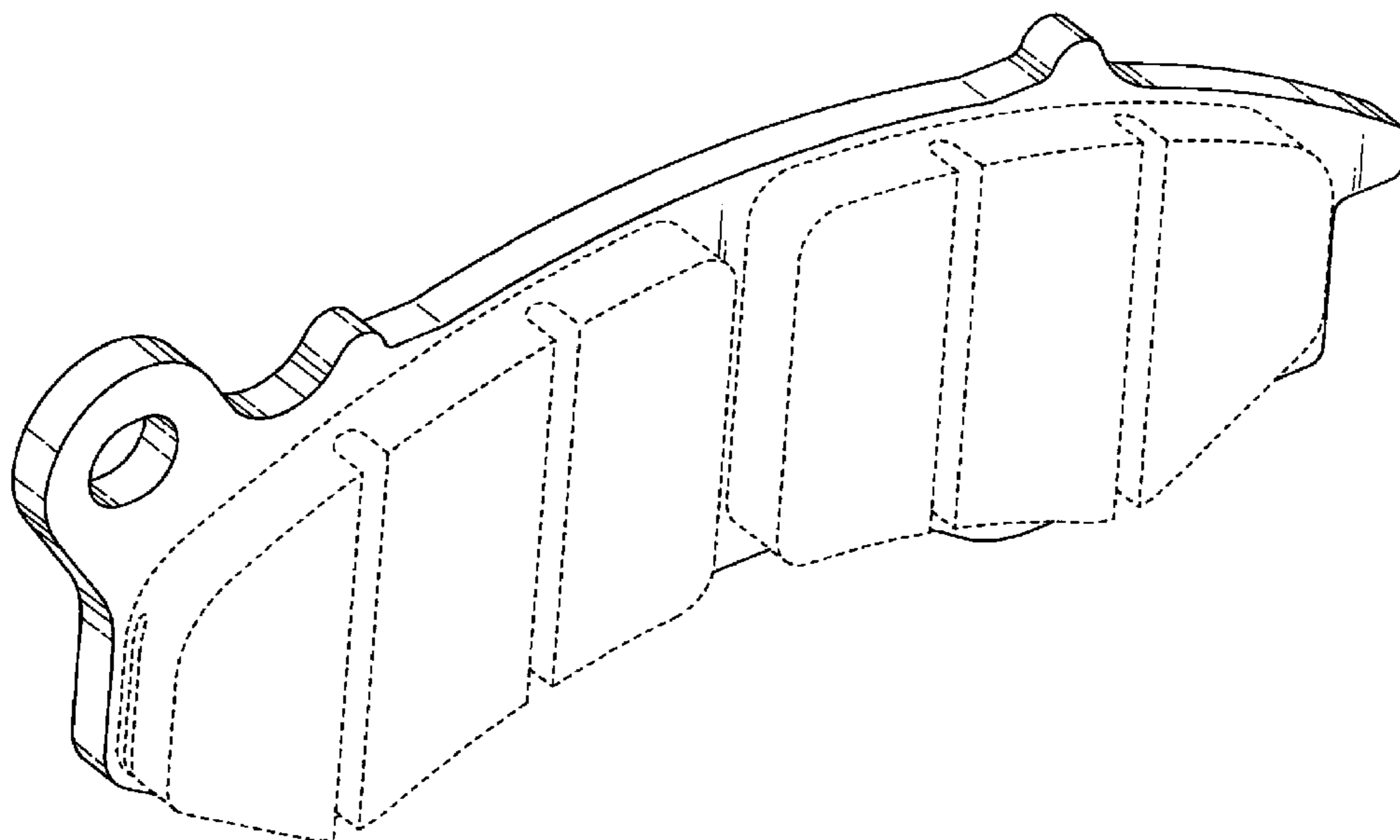


FIG.1

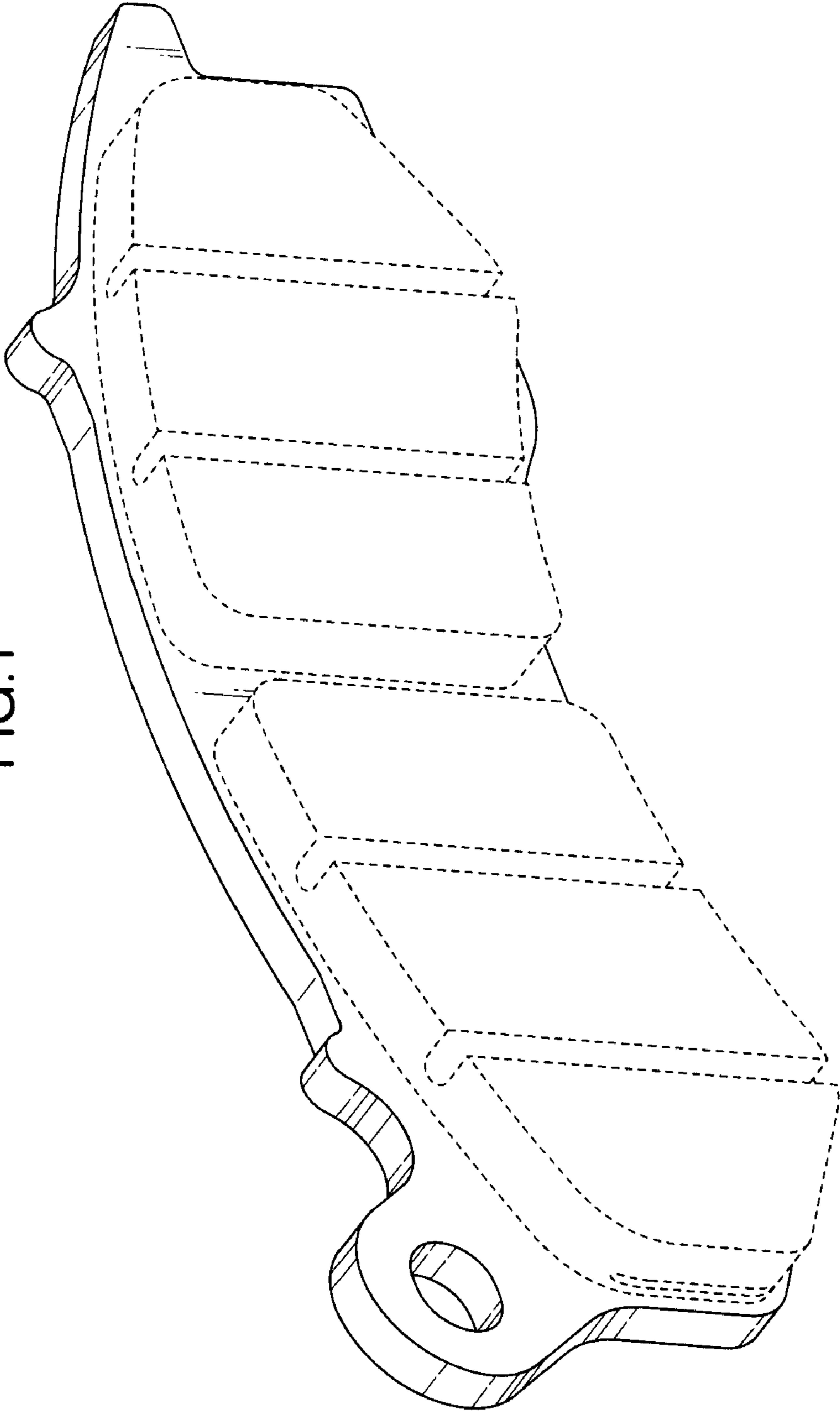


FIG.2

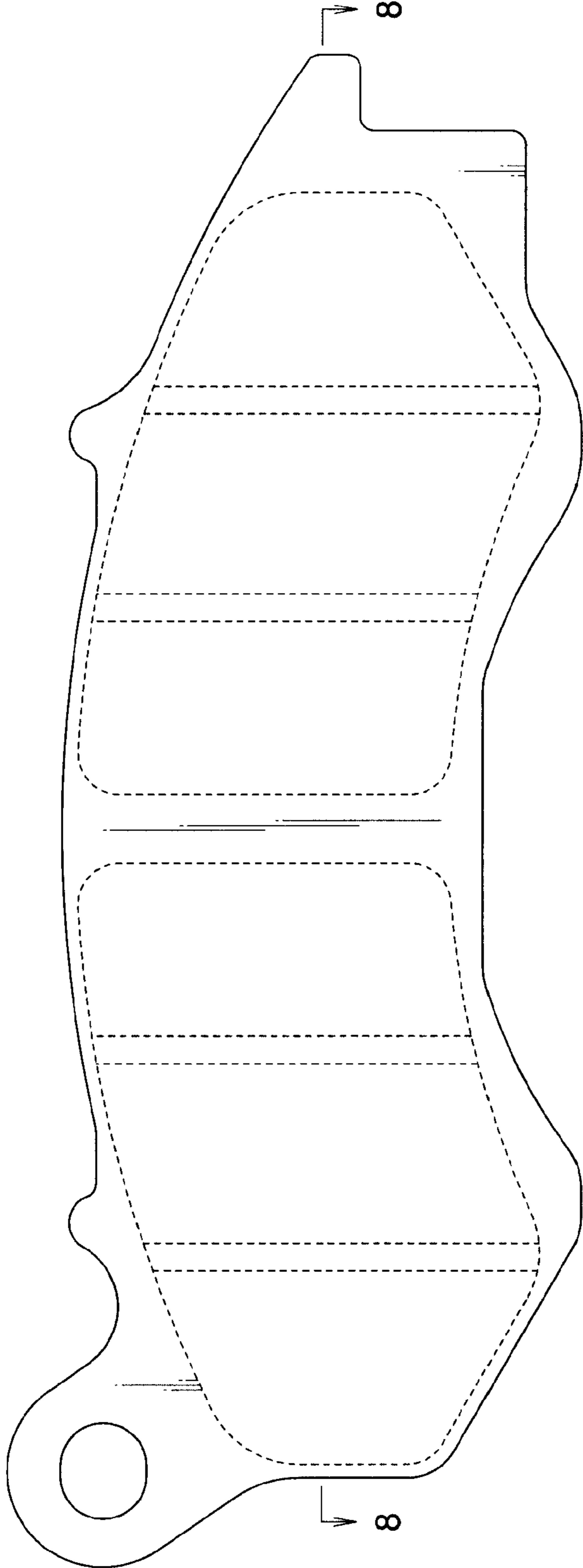


FIG.3

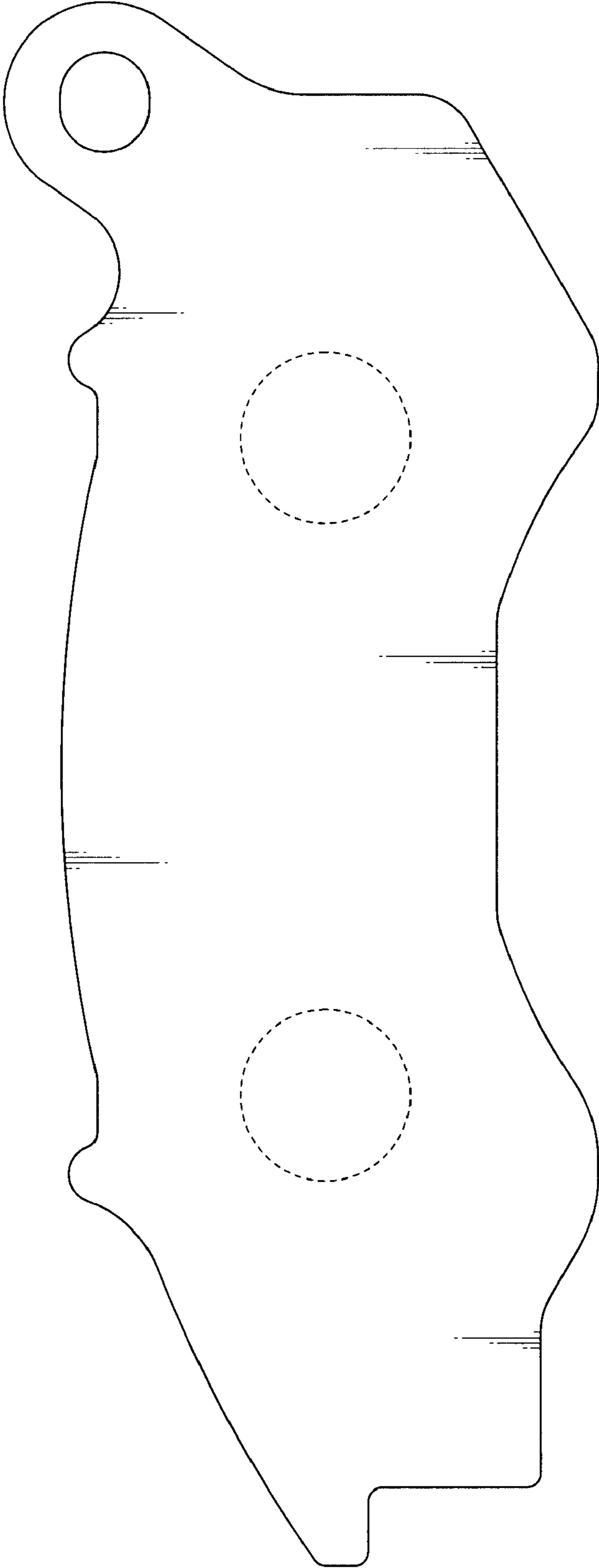


FIG.4

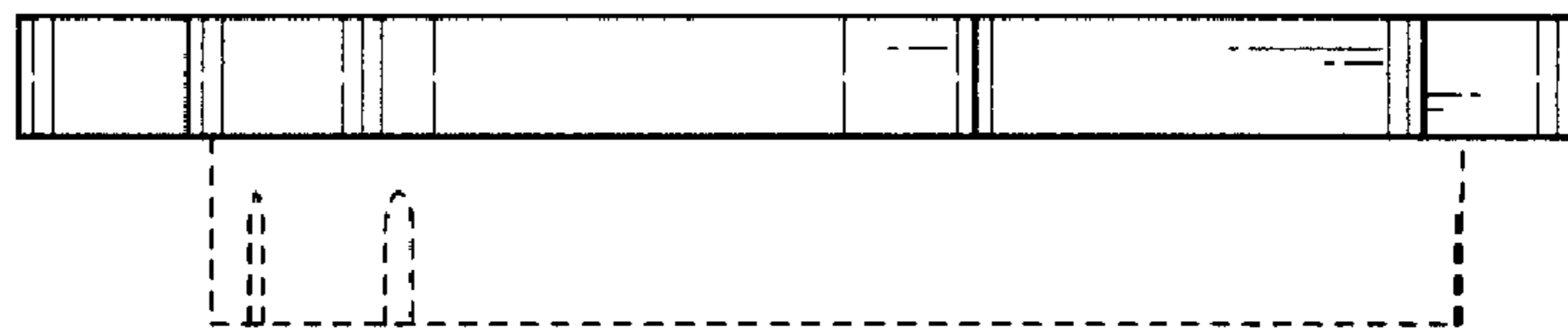


FIG.5

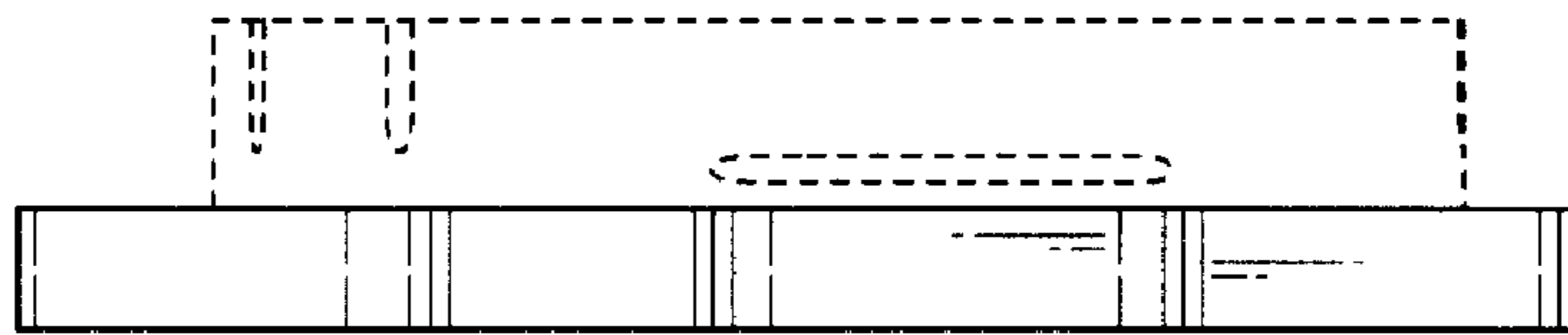


FIG.6

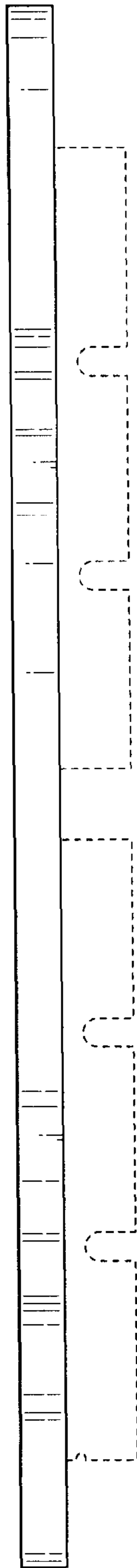


FIG.7

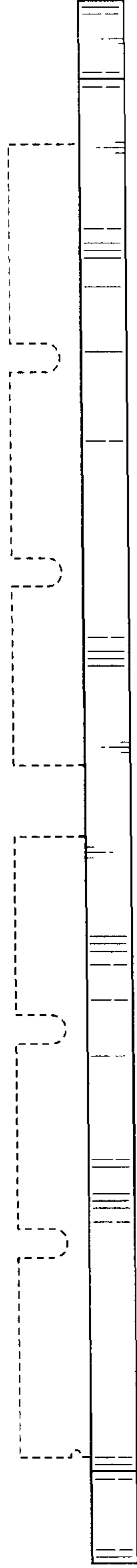


FIG.8

