



US00D631410S

(12) **United States Design Patent**
Hiramori et al.

(10) **Patent No.:** **US D631,410 S**
(45) **Date of Patent:** **** Jan. 25, 2011**

- (54) **FRICITION PAD OF DISK BRAKES FOR AN AUTOMOBILE**
- (75) Inventors: **Yoichi Hiramori**, Ueda (JP); **Toshihiro Kusano**, Ueda (JP)
- (73) Assignee: **Nissin Kogyo Co., Ltd.**, Nagano (JP)
- (**) Term: **14 Years**
- (21) Appl. No.: **29/359,527**
- (22) Filed: **Apr. 13, 2010**

(30) **Foreign Application Priority Data**
 Oct. 15, 2009 (JP) 2009-024124

- (51) **LOC (9) Cl.** **12-16**
- (52) **U.S. Cl.** **D12/180**
- (58) **Field of Classification Search** D12/180;
 188/71.1, 73.3, 73.31-73.39, 72.2, 72.4,
 188/73.41-73.46, 218 XL, 370, 1.11 W, 264 A,
 188/264 AA, 18 A; 192/169.2, 169.3, 107 R
 See application file for complete search history.

(56) **References Cited**
 U.S. PATENT DOCUMENTS

D270,824 S *	10/1983	Robinette	D12/180
D319,208 S *	8/1991	Sheets et al.	D12/180
5,941,349 A *	8/1999	Krumm, Sr.	188/250 G
5,975,255 A *	11/1999	Monroe et al.	188/250 B
D490,350 S *	5/2004	Blaschke et al.	D12/180
D506,423 S *	6/2005	Matsumoto	D12/180
7,516,824 B2 *	4/2009	Iwai et al.	188/250 B
D622,646 S *	8/2010	Arbesman et al.	D12/180

FOREIGN PATENT DOCUMENTS

JP 1151626 S 9/2002

OTHER PUBLICATIONS

Japanese Office Action issued in Counterpart Design Application No.: 2009-024124, dated Oct. 1, 2010.

* cited by examiner

Primary Examiner—Melody N Brown

(74) *Attorney, Agent, or Firm*—Sughrue Mion, PLLC

(57) **CLAIM**

The ornamental design for a friction pad of disk brakes for an automobile, as shown and described.

DESCRIPTION

FIG. 1 is a perspective view of top, front and right side of a friction pad of disk brakes for an automobile showing our new design;

FIG. 2 is a front view thereof;

FIG. 3 is a rear view thereof;

FIG. 4 is a right side view thereof;

FIG. 5 is a left side view thereof;

FIG. 6 is a top plan view thereof;

FIG. 7 is a bottom view thereof; and,

FIG. 8 is cross sectional view thereof taken along line 8—8 in FIG. 2.

The portions of the article in broken lines are shown for illustrative purposes only and form no part of the claimed design.

1 Claim, 5 Drawing Sheets

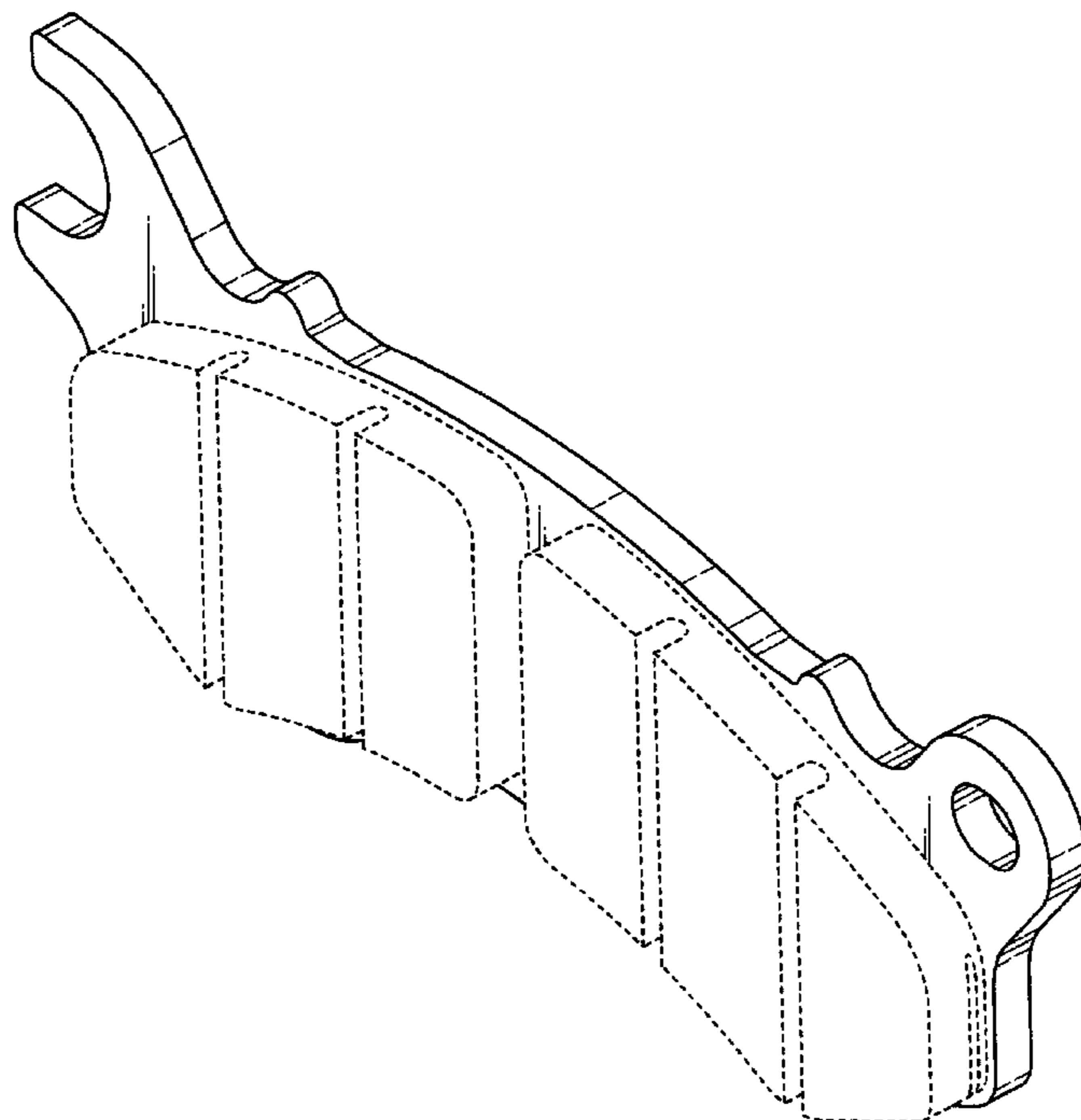


FIG.1

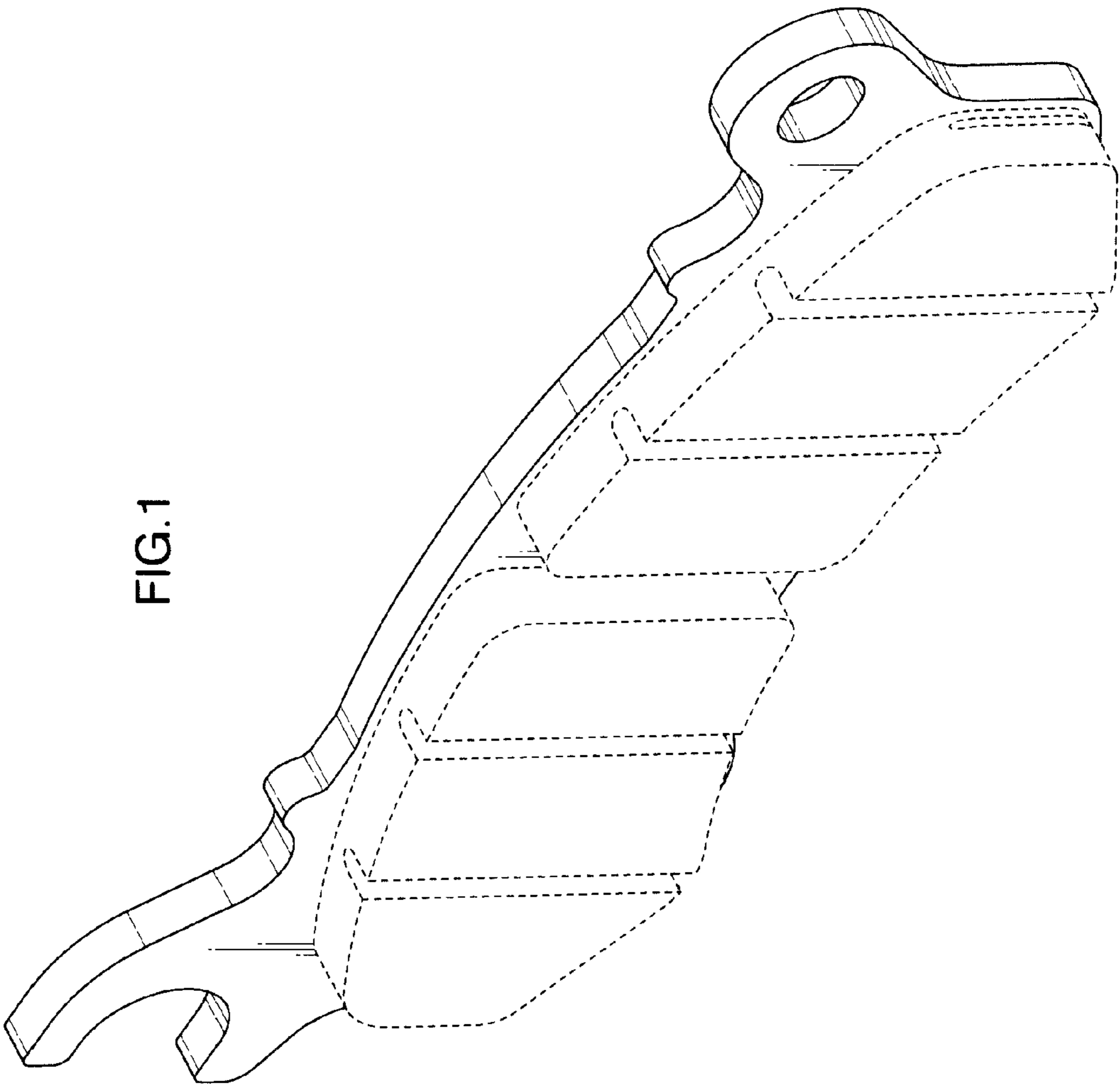


FIG.2

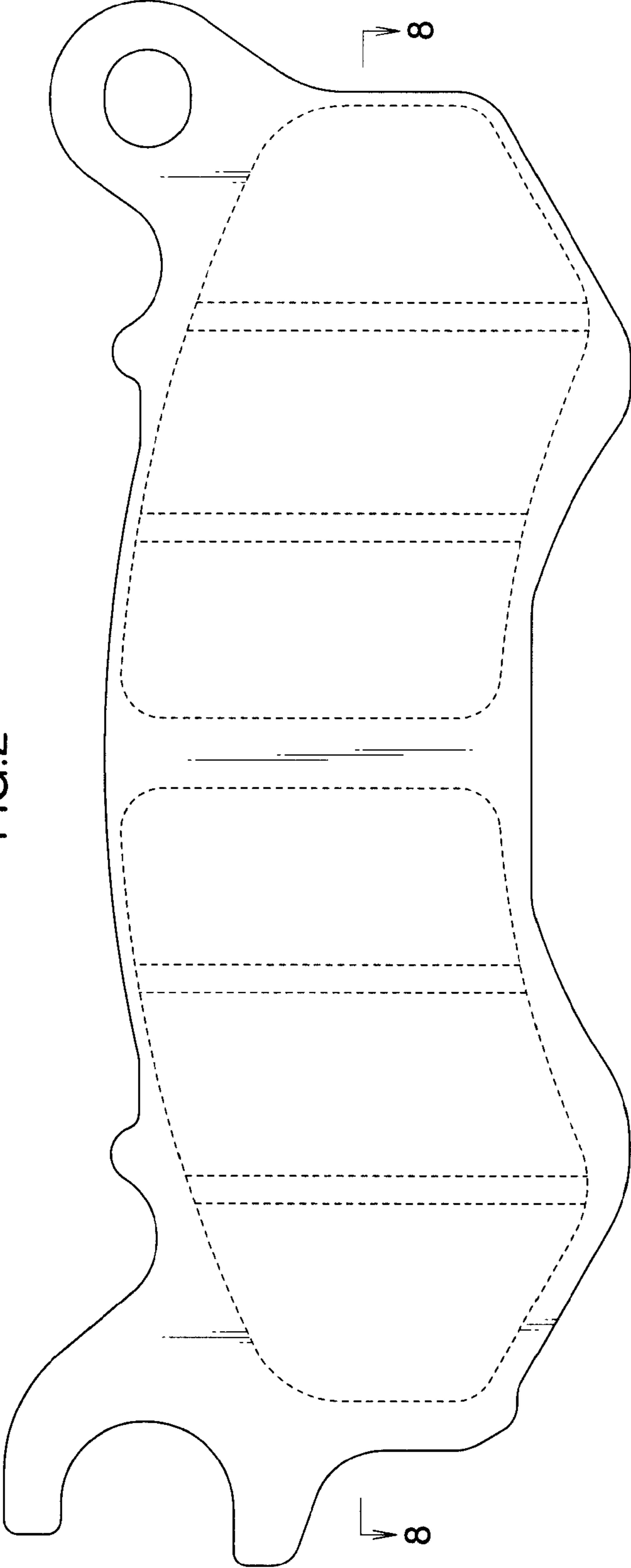


FIG.3

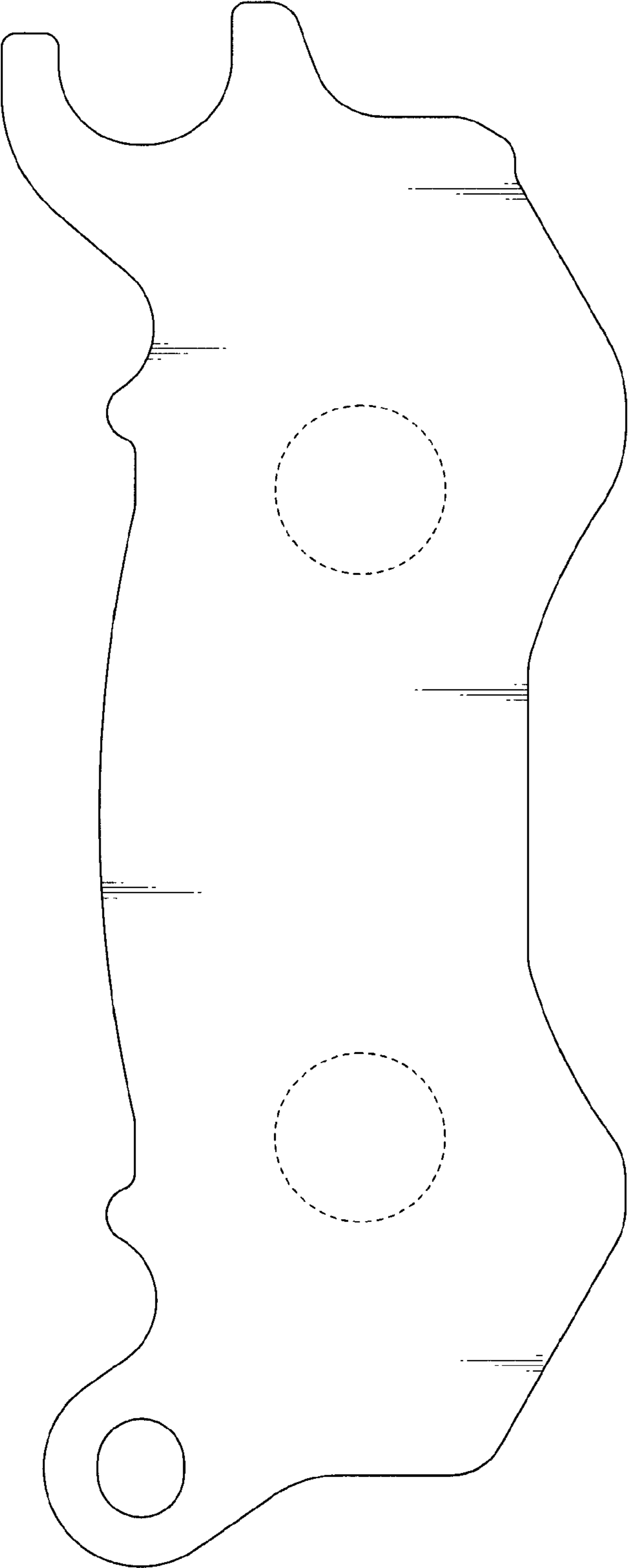


FIG.4

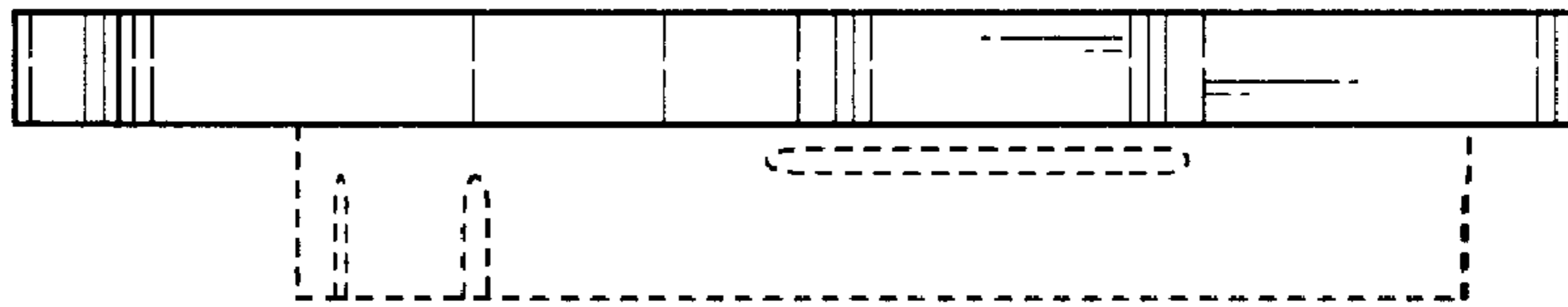


FIG.5

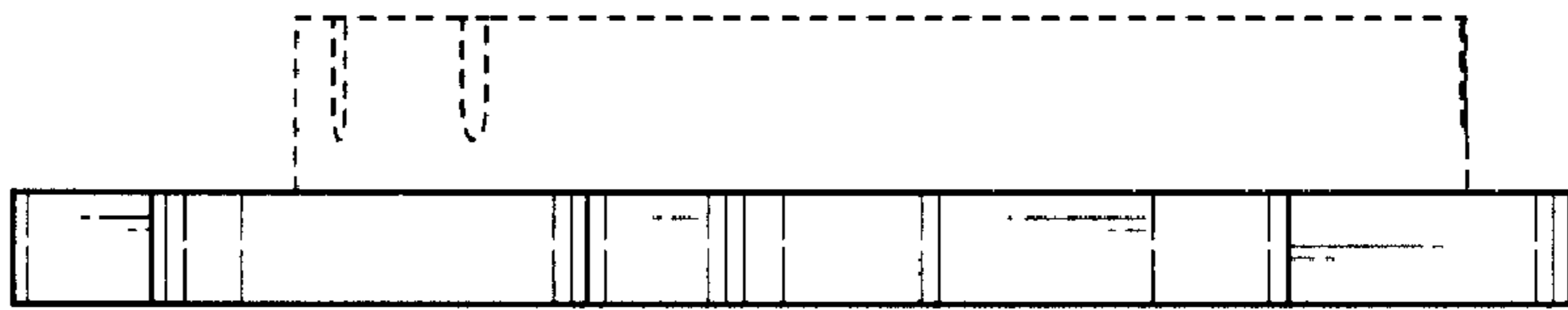


FIG.6

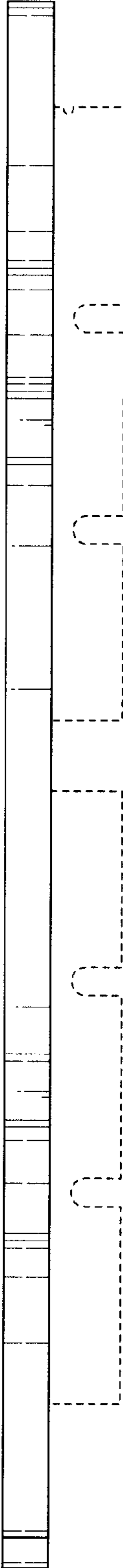


FIG.7




FIG.8

