



US00D631402S

(12) **United States Design Patent**  
**Bagwell et al.**

(10) **Patent No.:** **US D631,402 S**  
(45) **Date of Patent:** **\*\* Jan. 25, 2011**

(54) **CARRIAGE WITH BED FOR INFANT**

(76) Inventors: **Martin Paul Bagwell**, 36 Hill Street, Leamington Spa, Warwickshire (GB) CV32 5XT; **Mark Antony John Fernandes**, 4 Oswald Road, Leamington Spa, Warwickshire (GB) CV32 6EW; **Benjamin James Peter Hubert**, 2 Crossley Street, First Floor, Islington, London (GB) N7 8PD; **Nick James Mival**, Chosley Cottage, Ibstone, Bucks (GB) HP14 3XT

(\*\*) Term: **14 Years**

(21) Appl. No.: **29/365,165**

(22) Filed: **Jul. 4, 2010**

(30) **Foreign Application Priority Data**

Jan. 4, 2010 (EM) ..... 001187231-0012

(51) **LOC (9) Cl.** ..... **12-12**

(52) **U.S. Cl.** ..... **D12/129**

(58) **Field of Classification Search** ..... D12/128-133;  
D6/360, 367; 280/62, 647-650, 29, 200,  
280/47.38, 250.1, 259, 642, 658; 297/DIG. 4;  
296/65.03, 65.04; 224/409; D21/425, 426;  
D34/17, 18

See application file for complete search history.

(56) **References Cited**

**U.S. PATENT DOCUMENTS**

D404,344 S \* 1/1999 Espenshade et al. .... D12/129  
D505,366 S \* 5/2005 Refsum et al. .... D12/129  
D510,716 S \* 10/2005 Refsum et al. .... D12/129  
D526,601 S \* 8/2006 Oxseth ..... D12/129  
D527,316 S \* 8/2006 Oxseth ..... D12/129  
D566,014 S \* 4/2008 Myers ..... D12/133

7,367,581 B2 \* 5/2008 Yang ..... 280/642  
D585,336 S \* 1/2009 van Buul et al. .... D12/129  
D585,337 S \* 1/2009 Siewertsen ..... D12/129  
7,694,996 B2 \* 4/2010 Saville et al. .... 280/642  
D615,909 S \* 5/2010 Thorne et al. .... D12/129  
7,775,548 B2 \* 8/2010 McIntyre et al. .... 280/650

**FOREIGN PATENT DOCUMENTS**

EM 001187231-0012 A1 2/2010

\* cited by examiner

*Primary Examiner*—Ian Simmons

*Assistant Examiner*—Charles D Hanson

(74) *Attorney, Agent, or Firm*—Powley & Gibson, P.C.

(57) **CLAIM**

We claim the ornamental design for a carriage with bed for infant, as shown and described.

**DESCRIPTION**

FIG. 1 is a front perspective view of the carriage with bed for infant, showing our new design in full lines;

FIG. 2 is a rear perspective view of the carriage with bed for infant in full lines;

FIG. 3 is a front view of the carriage with bed for infant in full lines;

FIG. 4 is a rear view of the carriage with bed for infant in full lines;

FIG. 5 is a left side view of the carriage with bed for infant in full lines;

FIG. 6 is a right side view of the carriage with bed for infant in full lines; and,

FIG. 7 is a top view of the carriage with bed for infant in full lines.

**1 Claim, 7 Drawing Sheets**

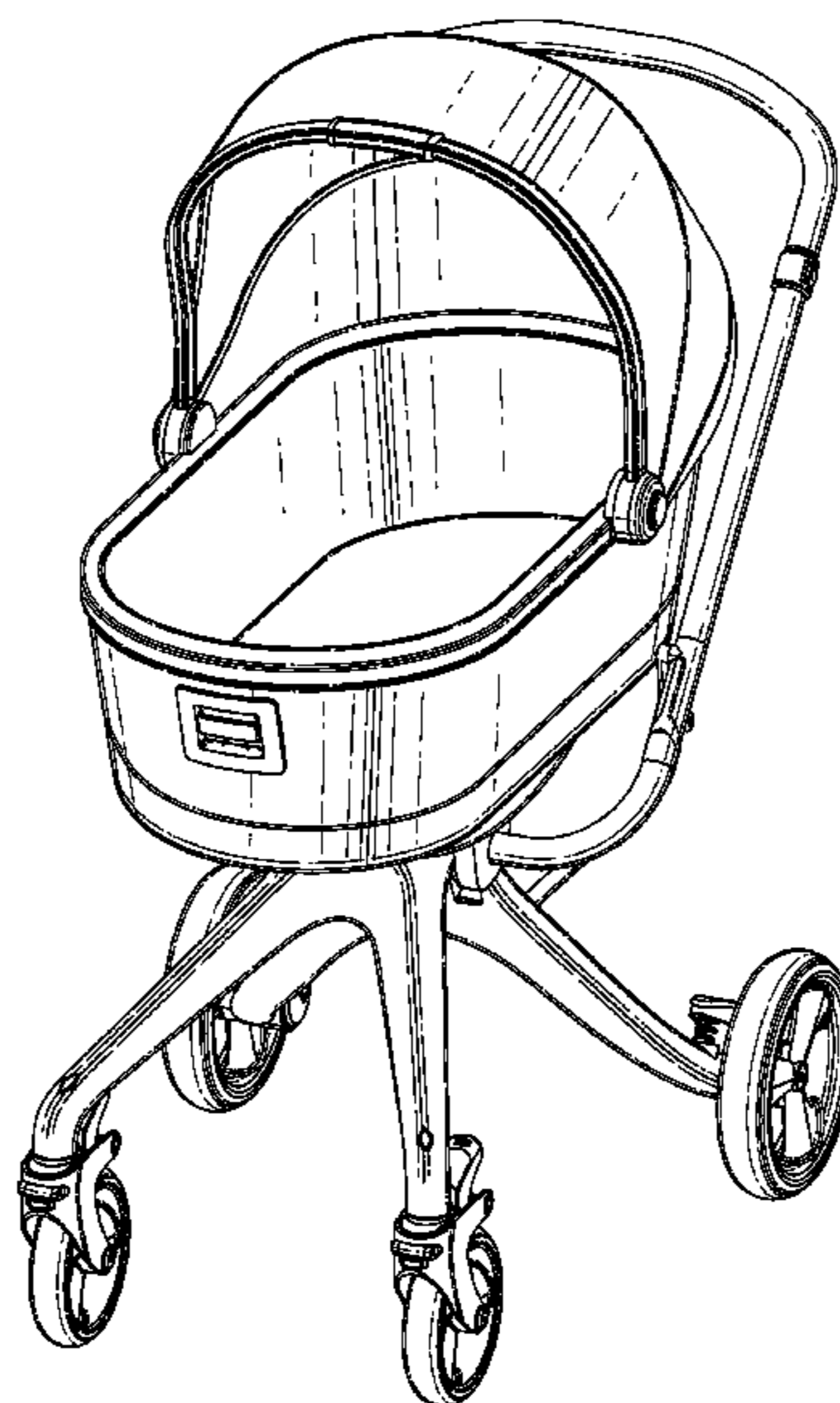


FIG. 1

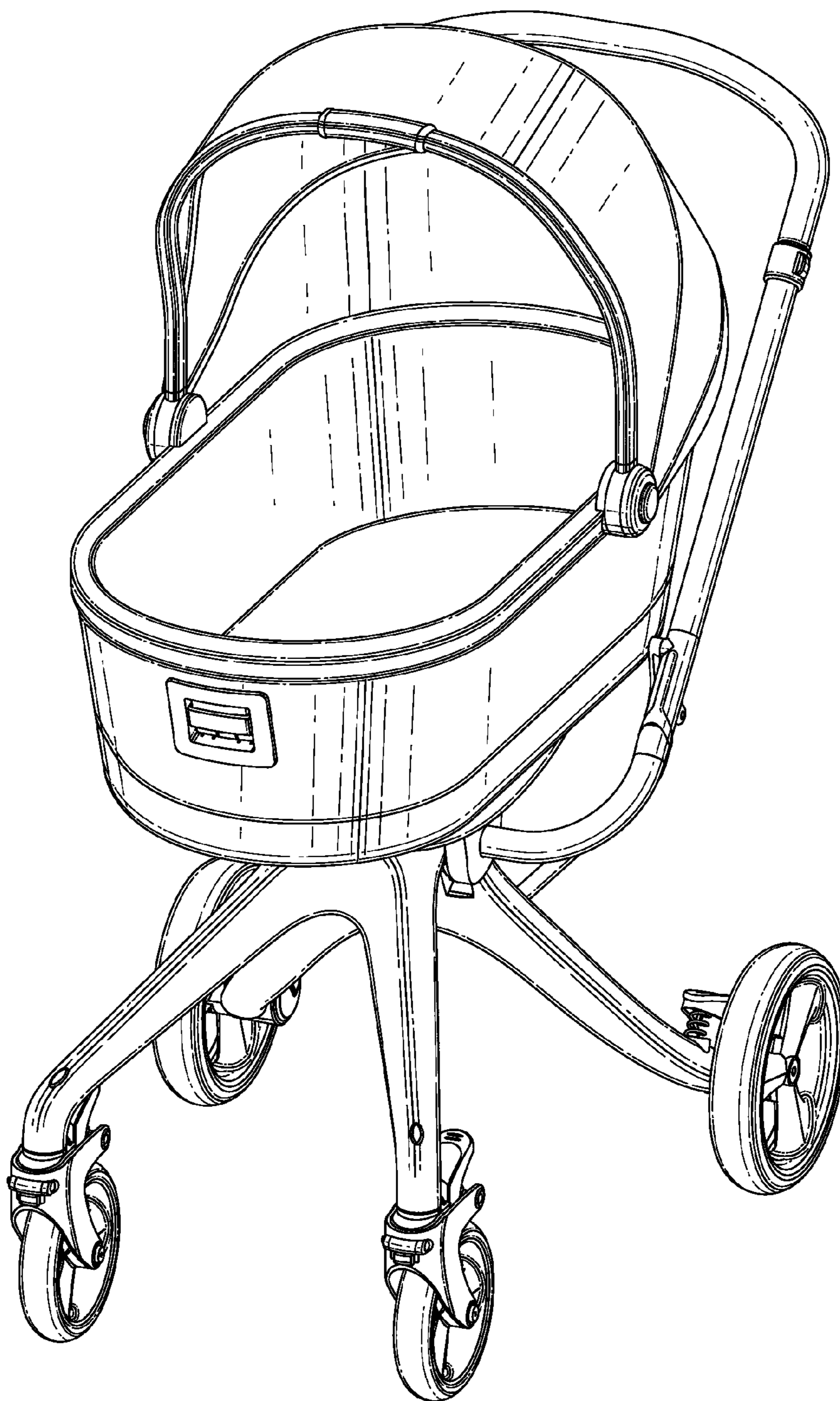


FIG. 2

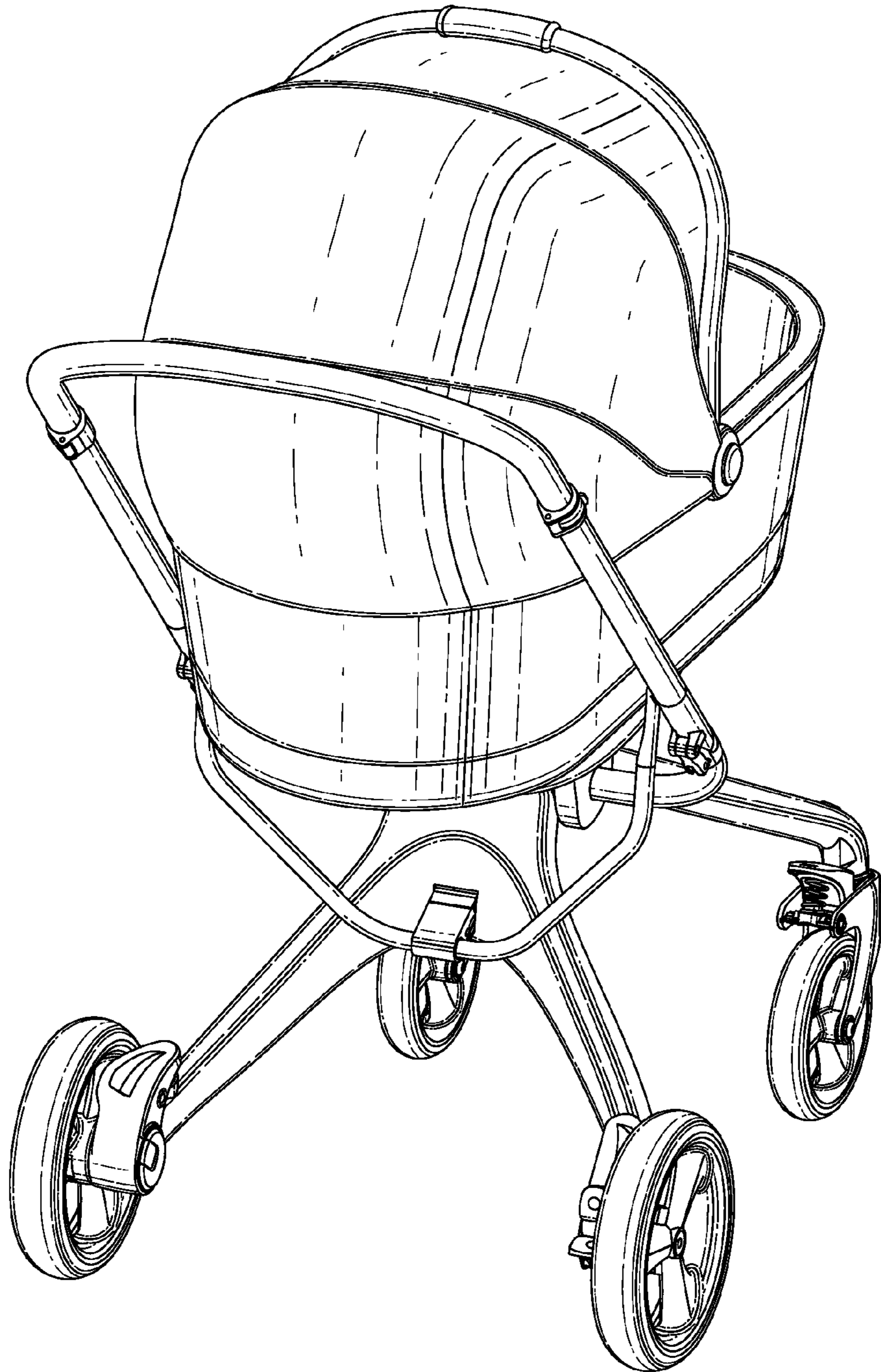




FIG. 3

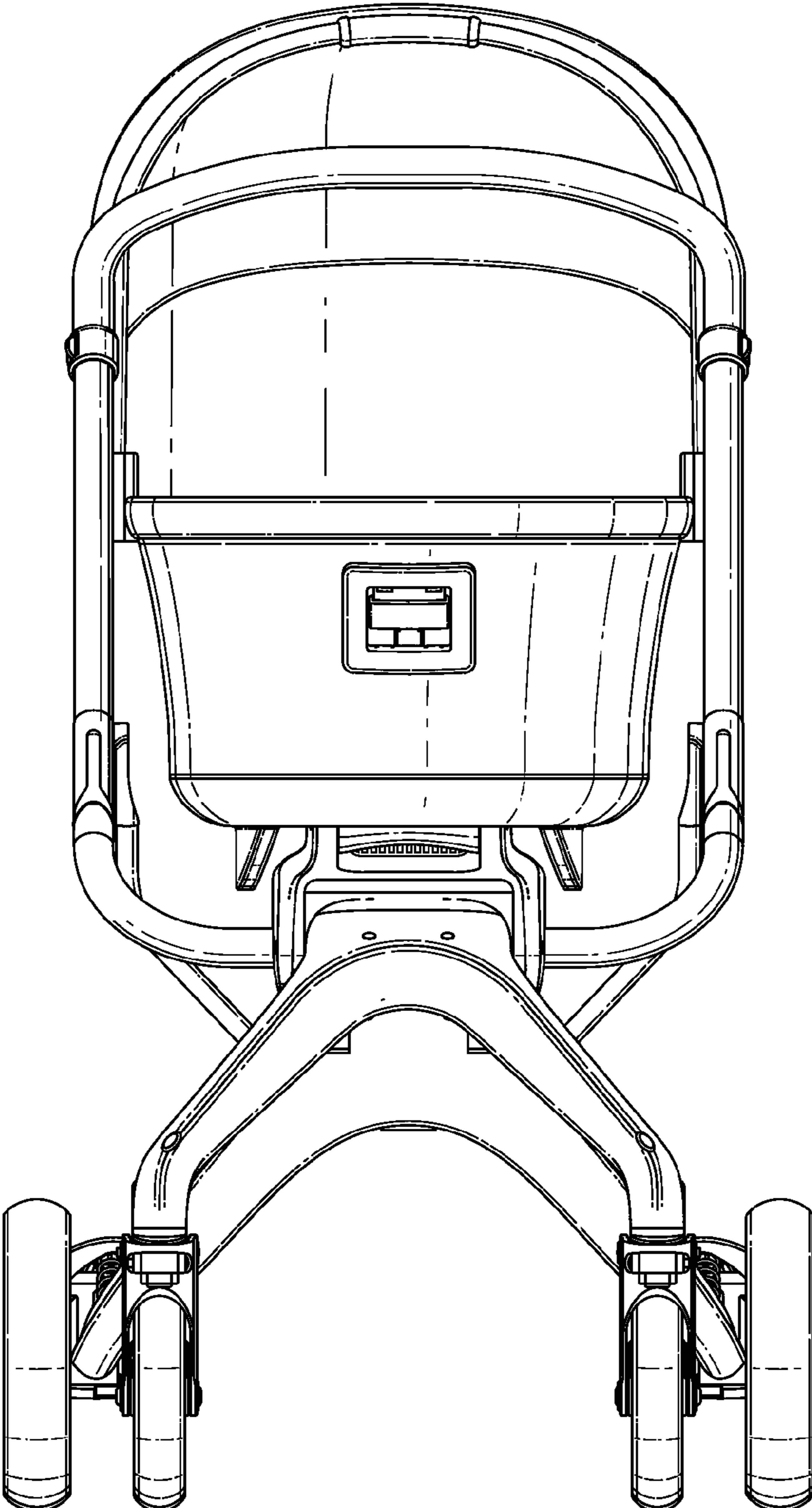


FIG. 4

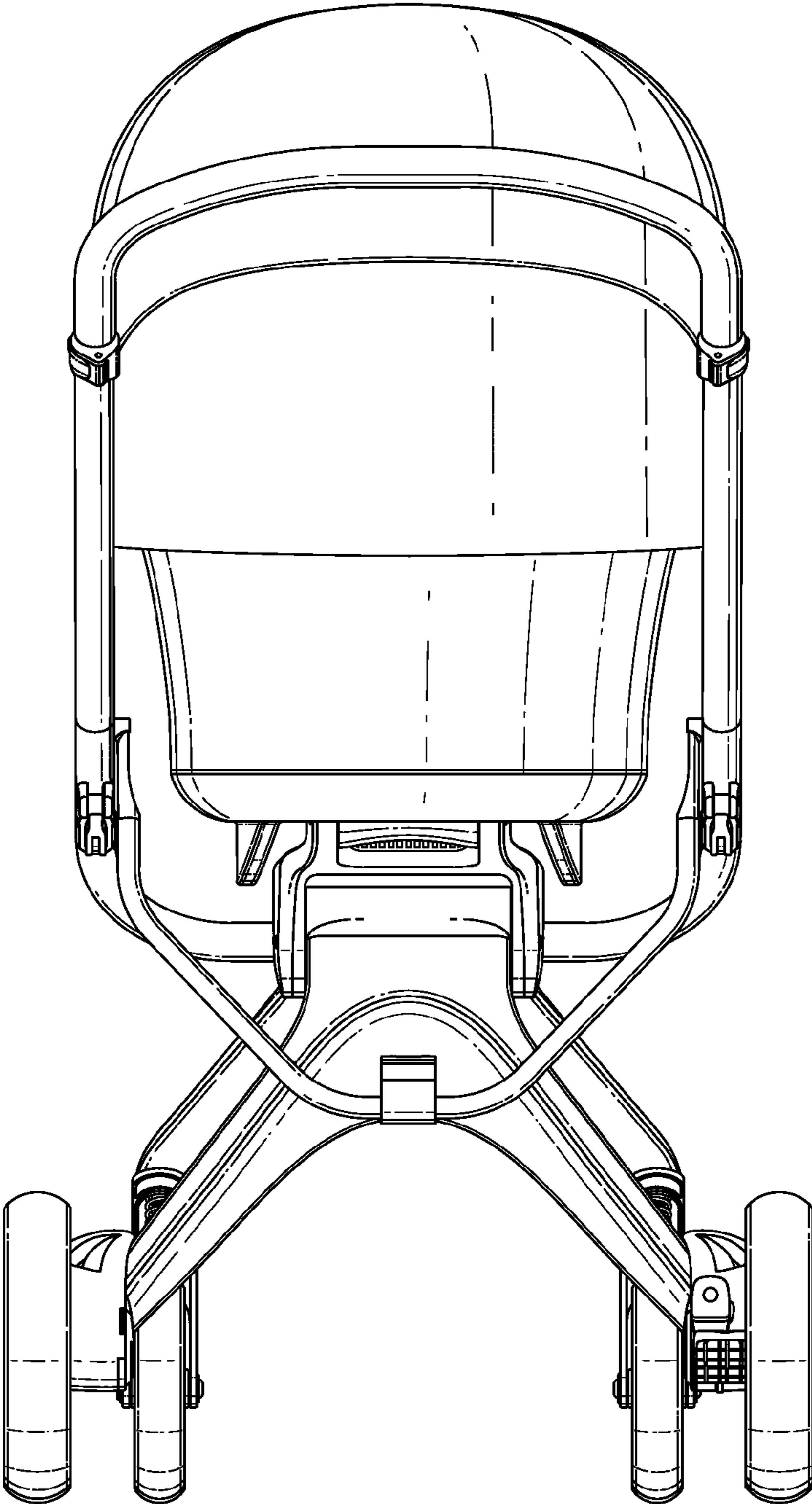


FIG. 5



FIG. 6

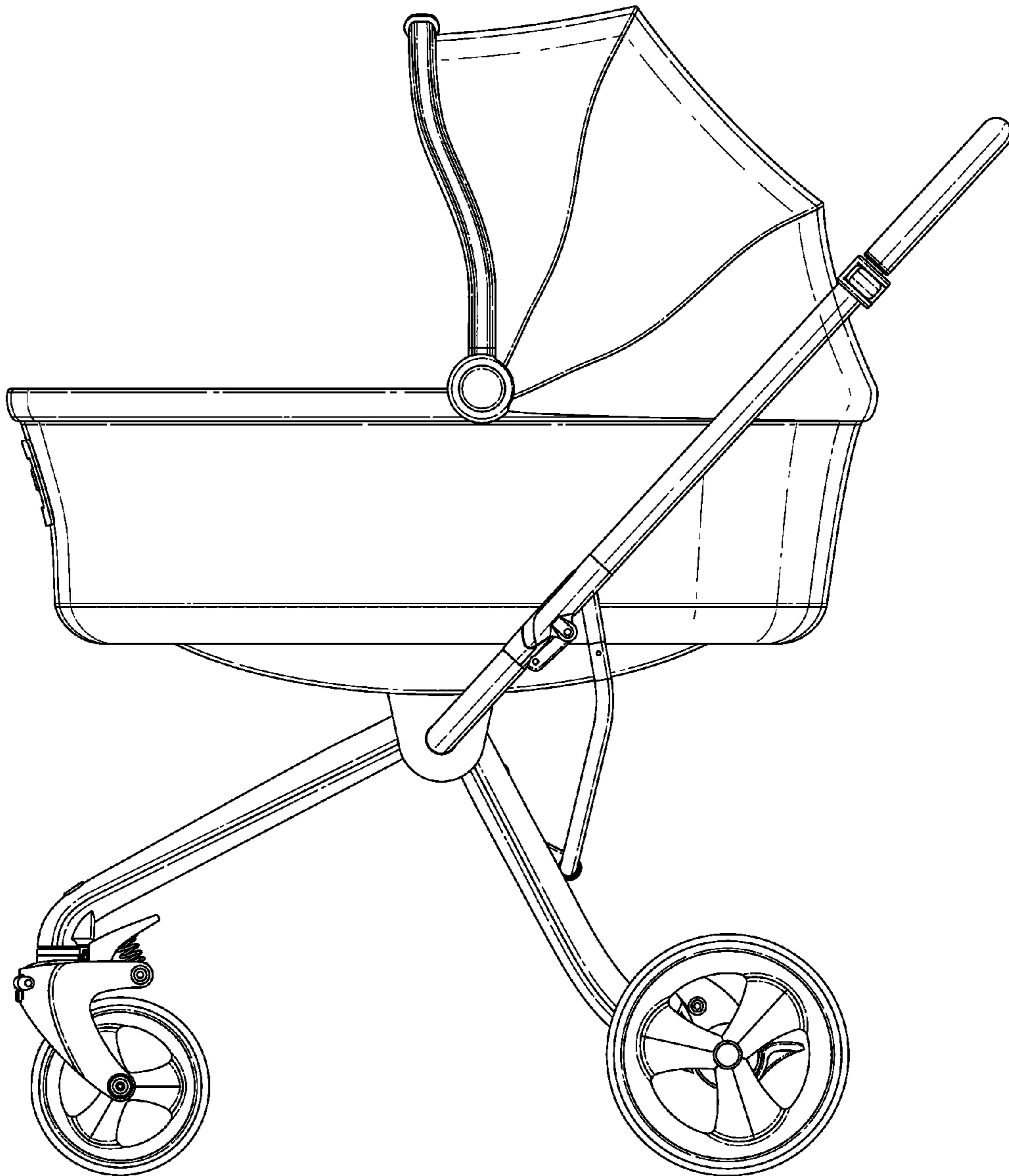


FIG. 7

