

US00D631386S

(12) **United States Design Patent**
Ventura

(10) **Patent No.:** **US D631,386 S**
(45) **Date of Patent:** **** Jan. 25, 2011**

(54) **PENDANT**

D607,364 S * 1/2010 Marks D11/40
D610,934 S * 3/2010 Papadimitriou D11/40

(75) Inventor: **Francesco Ventura**, Vighizzolo de Cantu (IT)

(Continued)

(73) Assignee: **De Beer Centenary AG**, Lucerne (CH)

Primary Examiner—Susan E Krakower

(**) Term: **14 Years**

(74) *Attorney, Agent, or Firm*—SNR Denton; Brian R. McGinley

(21) Appl. No.: **29/355,456**

(57) **CLAIM**

(22) Filed: **Feb. 8, 2010**

The ornamental design for pendant, as shown and described.

Related U.S. Application Data

DESCRIPTION

(62) Division of application No. 29/334,769, filed on Apr. 1, 2009, now Pat. No. Des. 616,326.

FIG. 1 is a front right perspective of a pendant illustrating the new design;

(51) **LOC (9) Cl.** **11-01**

FIG. 2 is a front elevational view of the pendant illustrated in FIG. 1;

(52) **U.S. Cl.** **D11/79**

FIG. 3 is a rear elevational view of the pendant illustrated in FIG. 1;

(58) **Field of Classification Search** D11/1,
D11/5-7, 13, 16, 40, 43, 76-77, 79, 89-90;
63/1.11, 1.16, 13, 4, 20, 26

See application file for complete search history.

FIG. 4 is a right elevational view of the pendant illustrated in FIG. 1 (the left elevational view is a mirror image of FIG. 4);

FIG. 5 is a bottom view of the pendant illustrated in FIG. 1;

FIG. 6 is a top view of the pendant illustrated in FIG. 1;

FIG. 7 is a front right perspective of a pendant illustrating a second embodiment of the new design;

FIG. 8 is a front elevational view of the pendant illustrated in FIG. 7;

FIG. 9 is a rear elevational view of a pendant illustrated in FIG. 7;

FIG. 10 is a right elevational view of the pendant illustrated in FIG. 7 (the left elevational view is a mirror image of FIG. 10);

FIG. 11 is a bottom view of the pendant illustrated in FIG. 7; and,


FIG. 12 is a top view of the pendant illustrated in FIG. 7.

(56) **References Cited**

U.S. PATENT DOCUMENTS

D156,530 S *	12/1949	Katz	D11/16
D159,589 S *	8/1950	Boucher	D11/77
D168,186 S *	11/1952	Philippe	D11/16
D173,224 S *	10/1954	Katz	D11/45
D186,460 S *	10/1959	Kunzmann	D11/79
D301,698 S *	6/1989	Markovits	D11/13
D336,058 S *	6/1993	Sery	D11/79
D414,716 S *	10/1999	Visser	D11/13
D418,775 S *	1/2000	Krutz	D11/91
7,082,788 B1 *	8/2006	Mason	63/13
D553,044 S *	10/2007	Deo et al.	D11/79
D595,178 S *	6/2009	Colombani	D11/79
D601,913 S *	10/2009	Cappellieri	D11/26
D605,968 S *	12/2009	Colombani	D11/40
D605,970 S *	12/2009	Colombani	D11/41

1 Claim, 3 Drawing Sheets



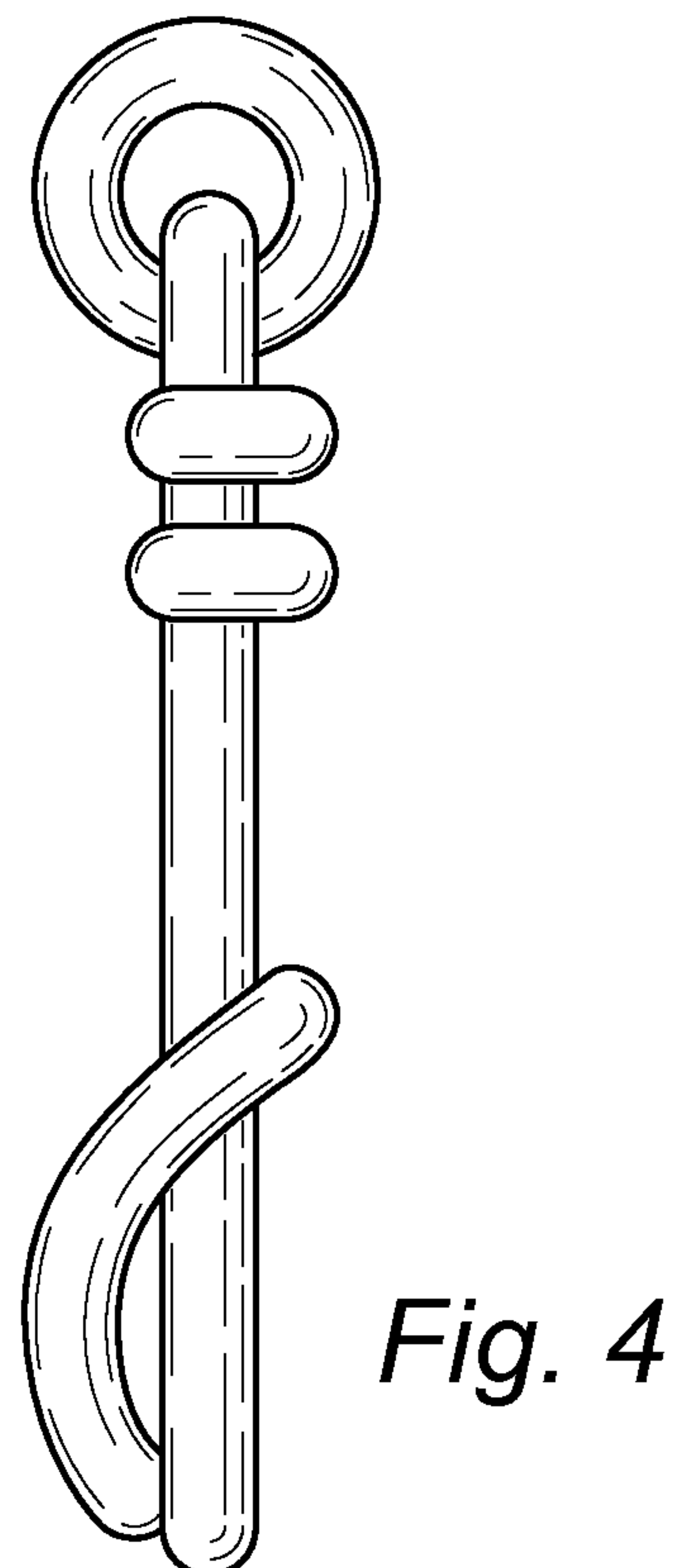



US D631,386 S

Page 2

U.S. PATENT DOCUMENTS

D610,935 S *	3/2010	Papadimitriou	D11/43	D619,030 S *	7/2010	Papadimitriou	D11/43
D616,326 S *	5/2010	Ventura	D11/79	D619,032 S *	7/2010	Papadimitriou	D11/79
D619,027 S *	7/2010	Papadimitriou	D11/26	D619,490 S *	7/2010	Papadimitriou	D11/79

* cited by examiner






Fig. 5

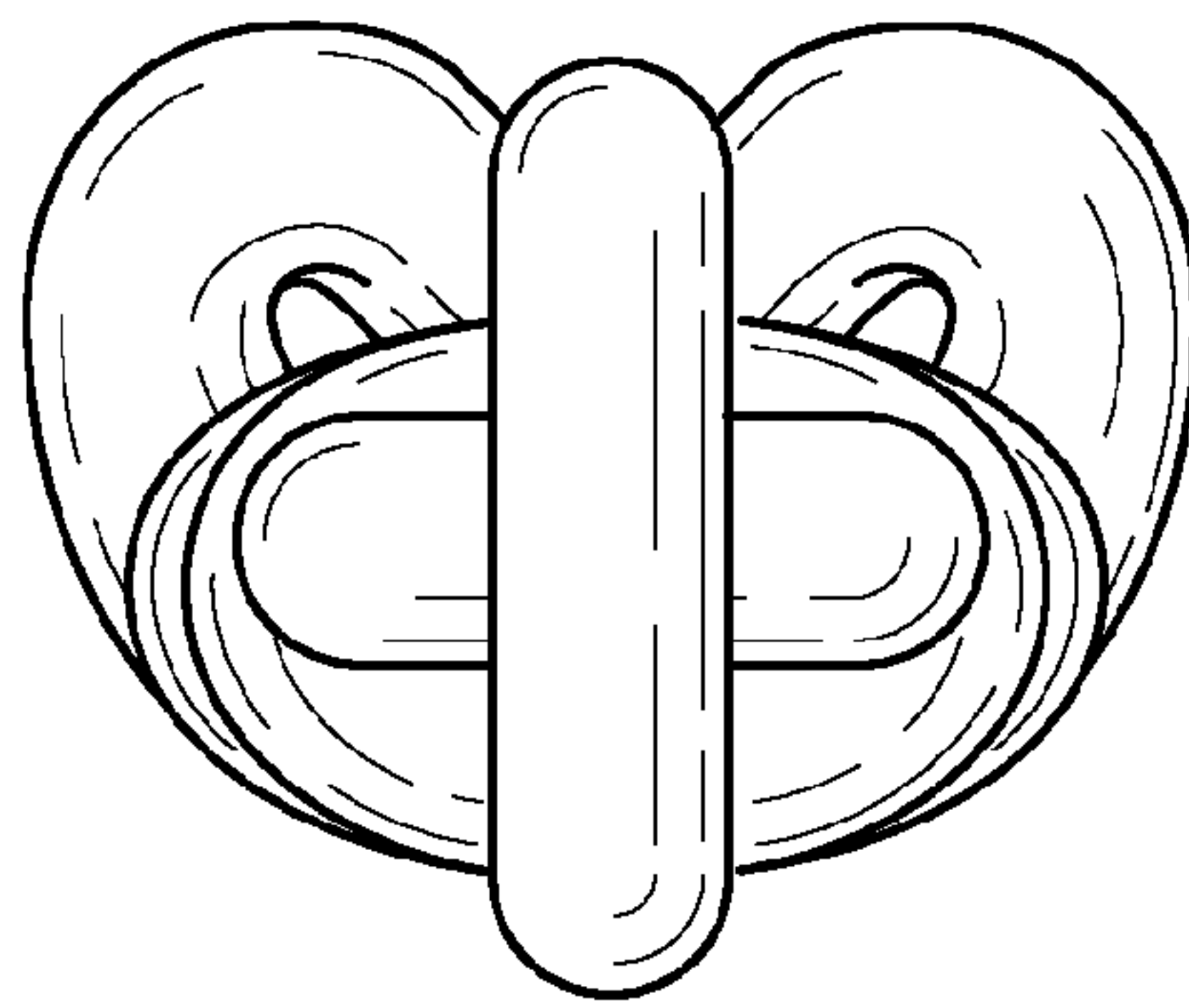


Fig. 6

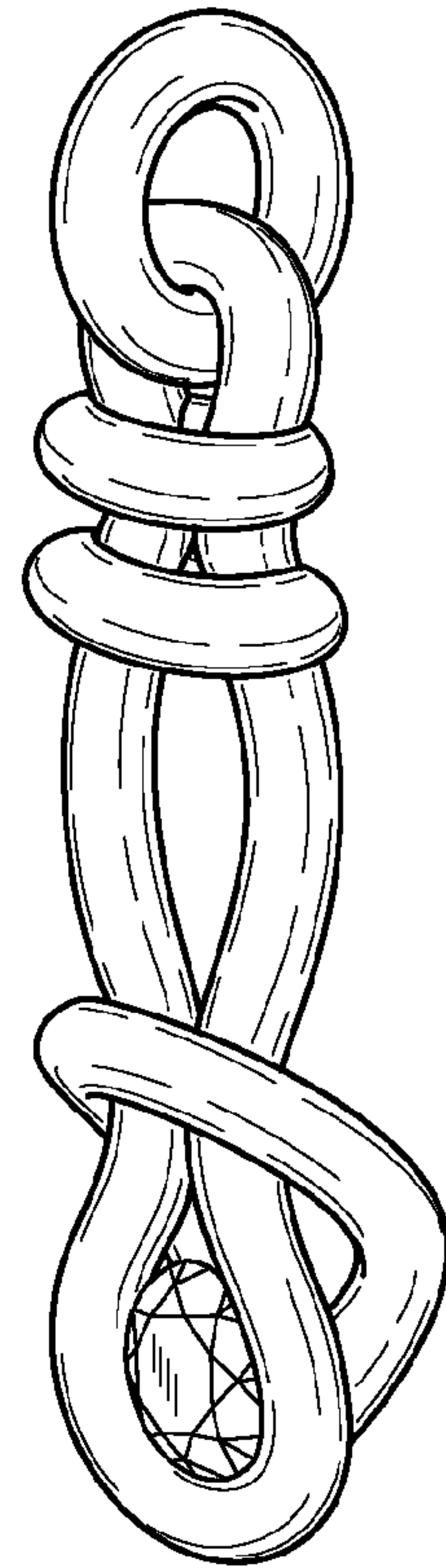


Fig. 7

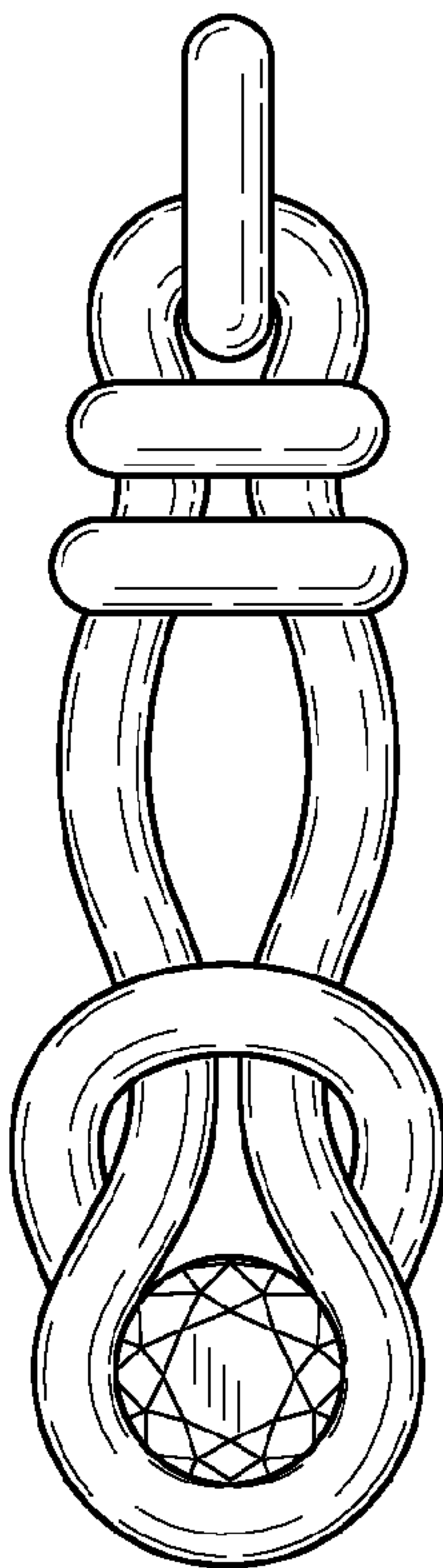


Fig. 8

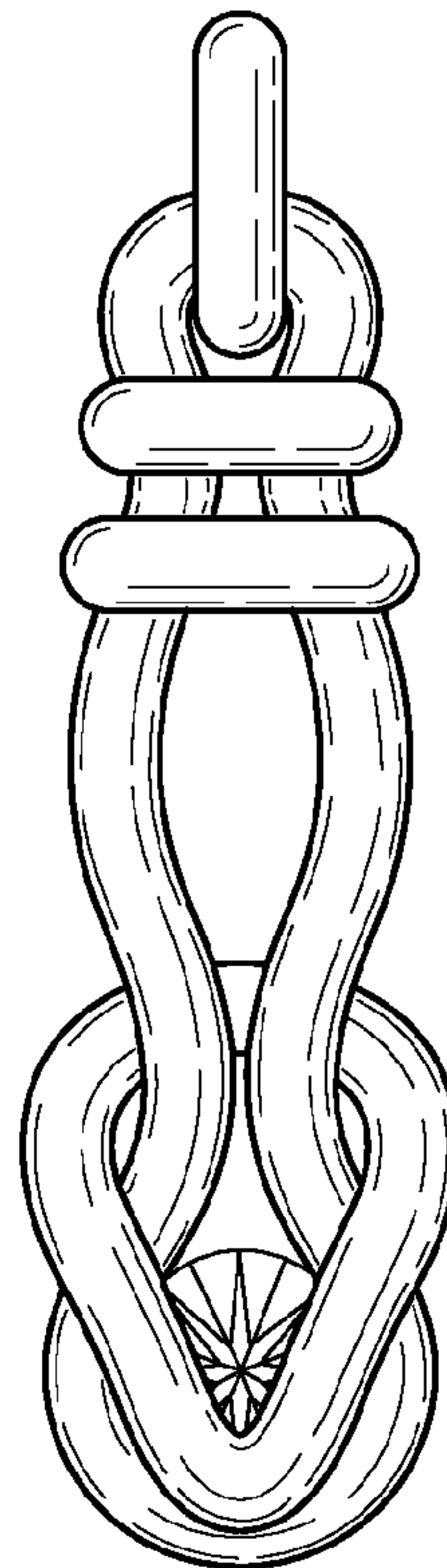


Fig. 9

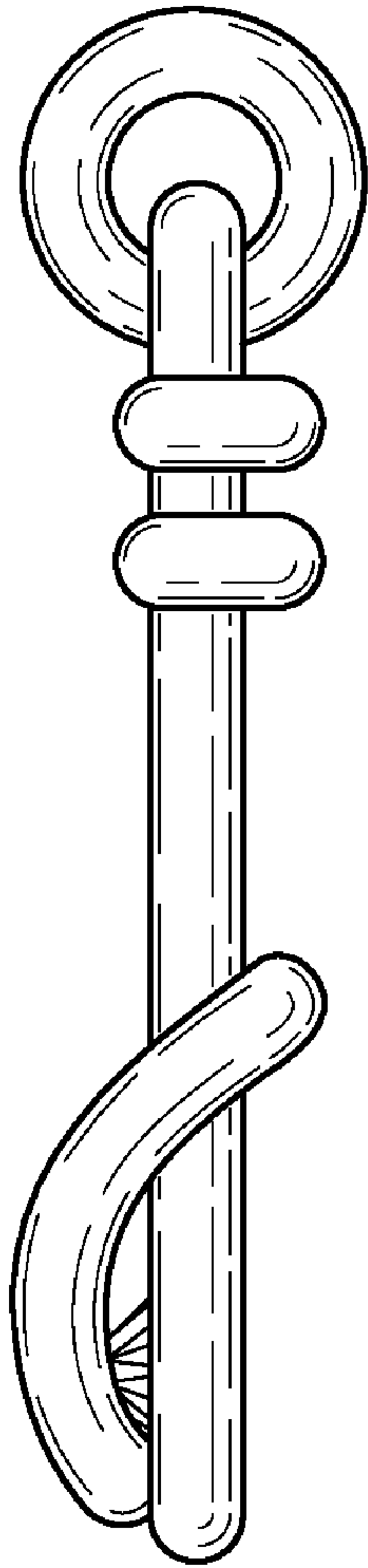


Fig. 10




Fig. 11

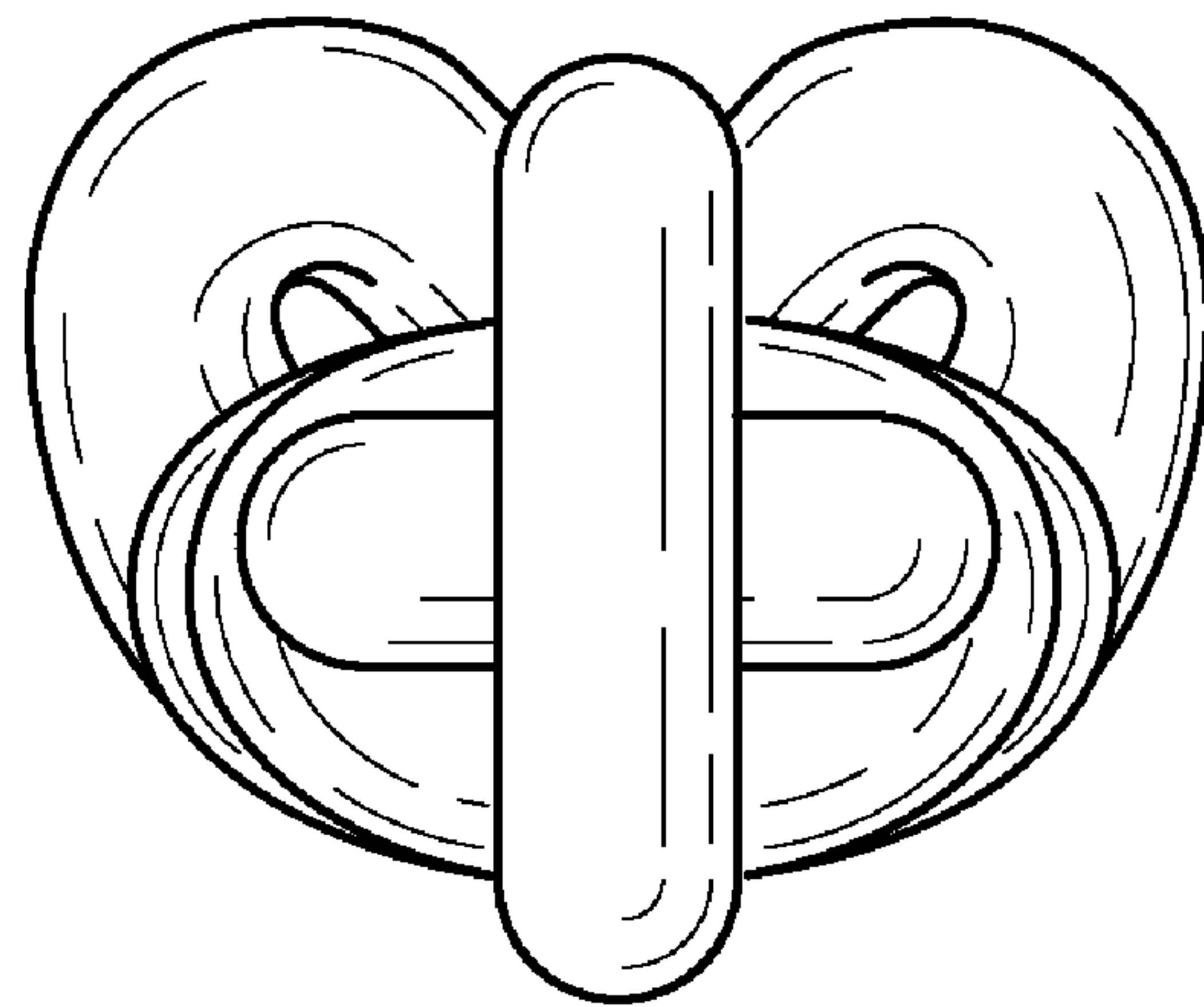


Fig. 12