



US00D631381S

(12) **United States Design Patent**
Hegi

(10) **Patent No.:** **US D631,381 S**

(45) **Date of Patent:** **** Jan. 25, 2011**

(54) **RING**

D601,054 S * 9/2009 Sivriere D11/26
D603,288 S * 11/2009 Grosser-Samuels D11/26

(75) Inventor: **Matthieu Hegi**, Troinex (CH)

* cited by examiner

(73) Assignee: **Manufacture Roger Dubuis S.A.** (CH)

Primary Examiner—Cathron C Brooks

Assistant Examiner—Melanie Levy

(**) Term: **14 Years**

(74) *Attorney, Agent, or Firm*—Galbreath Law Offices, P.C.;
John A. Galbreath

(21) Appl. No.: **29/365,801**

(22) Filed: **Jul. 15, 2010**

(57) **CLAIM**

(51) **LOC (9) Cl.** **11-01**

The ornamental design for a ring, as shown and described.

(52) **U.S. Cl.** **D11/26**

(58) **Field of Classification Search** D11/3,
D11/26–39, 56; 63/15, 15.1–15.4, 15.45,
63/15.5, 15.6, 15.65, 15.7, 26–28

DESCRIPTION

See application file for complete search history.

FIG. 1 is a front view of the invention;

FIG. 2 is a back view of the invention;

FIG. 3 is a side view of the invention;

FIG. 4 is another side view of the invention, showing the side
opposite that shown in FIG. 3;

FIG. 5 is a top view of the invention;

FIG. 6 is a bottom view of the invention; and,


FIG. 7 is a perspective view of the invention.

(56) **References Cited**

U.S. PATENT DOCUMENTS

D75,164 S *	5/1928	Kruger et al.	D11/32
D186,990 S *	1/1960	Berland	D11/33
D348,626 S *	7/1994	Bedoyan	D11/26
D530,640 S *	10/2006	Shah	D11/30
D567,698 S *	4/2008	Gruosi-Scheufele	D11/26
D587,615 S *	3/2009	Steil	D11/34

1 Claim, 2 Drawing Sheets



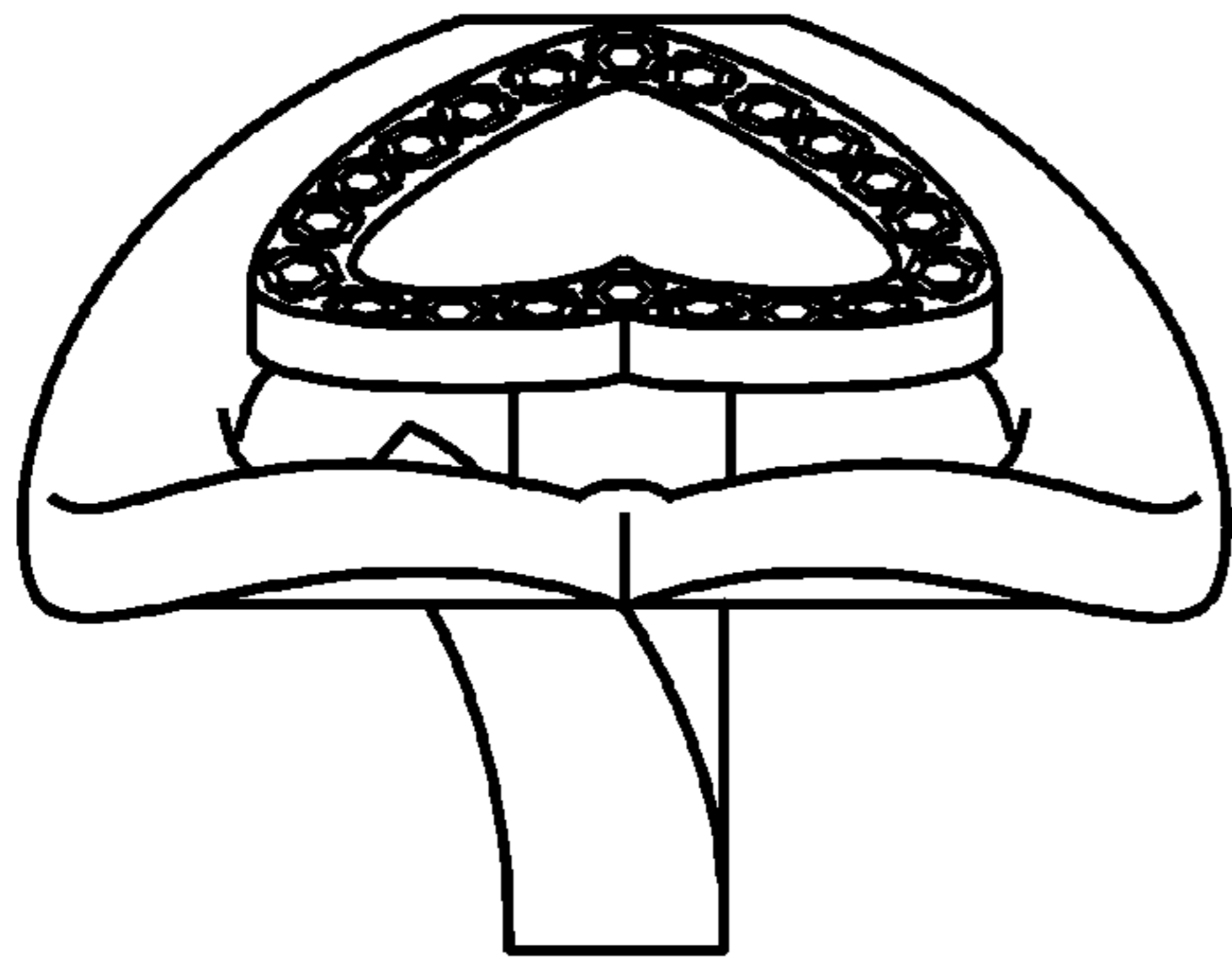


Fig.1

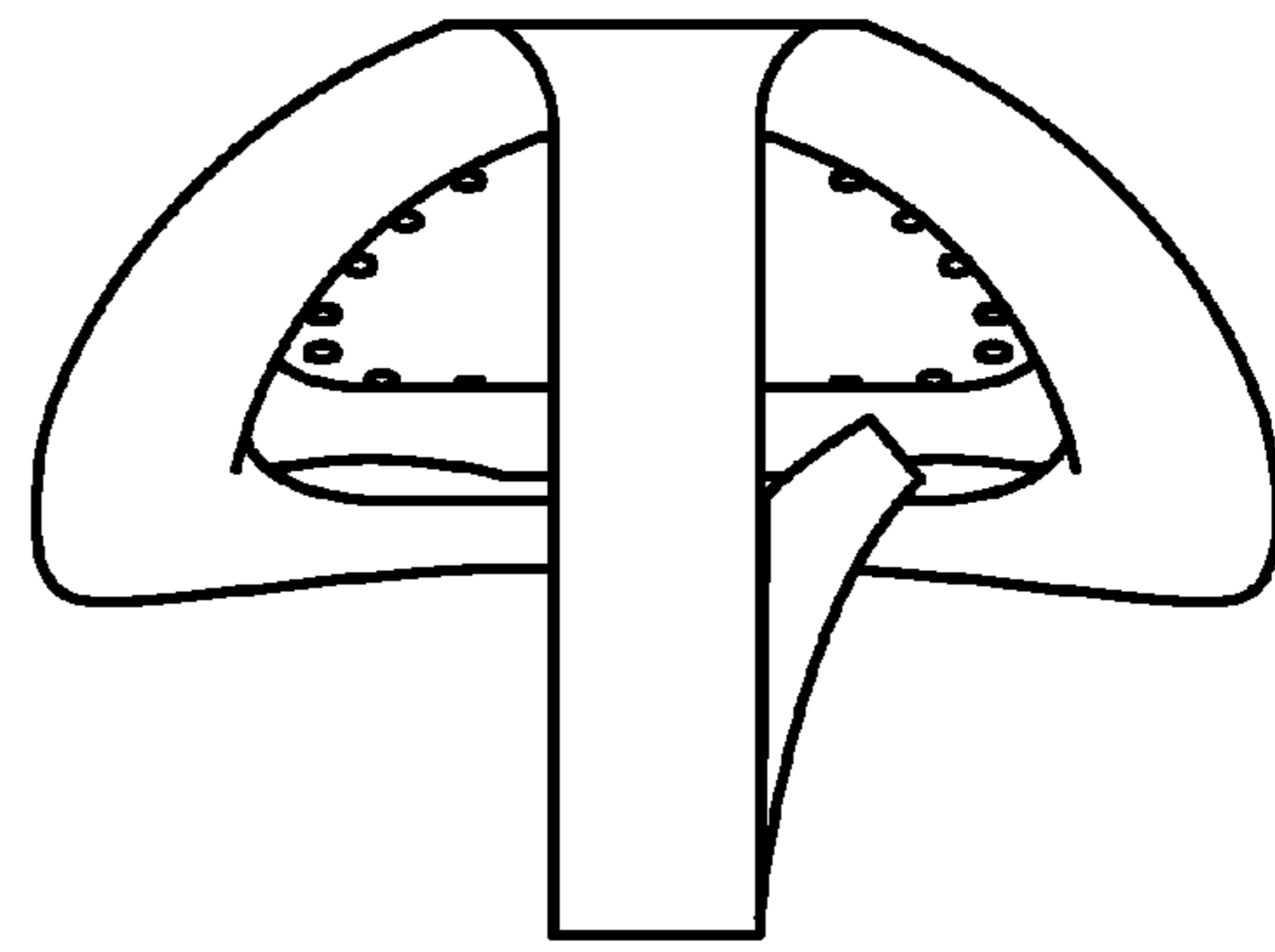


Fig.2

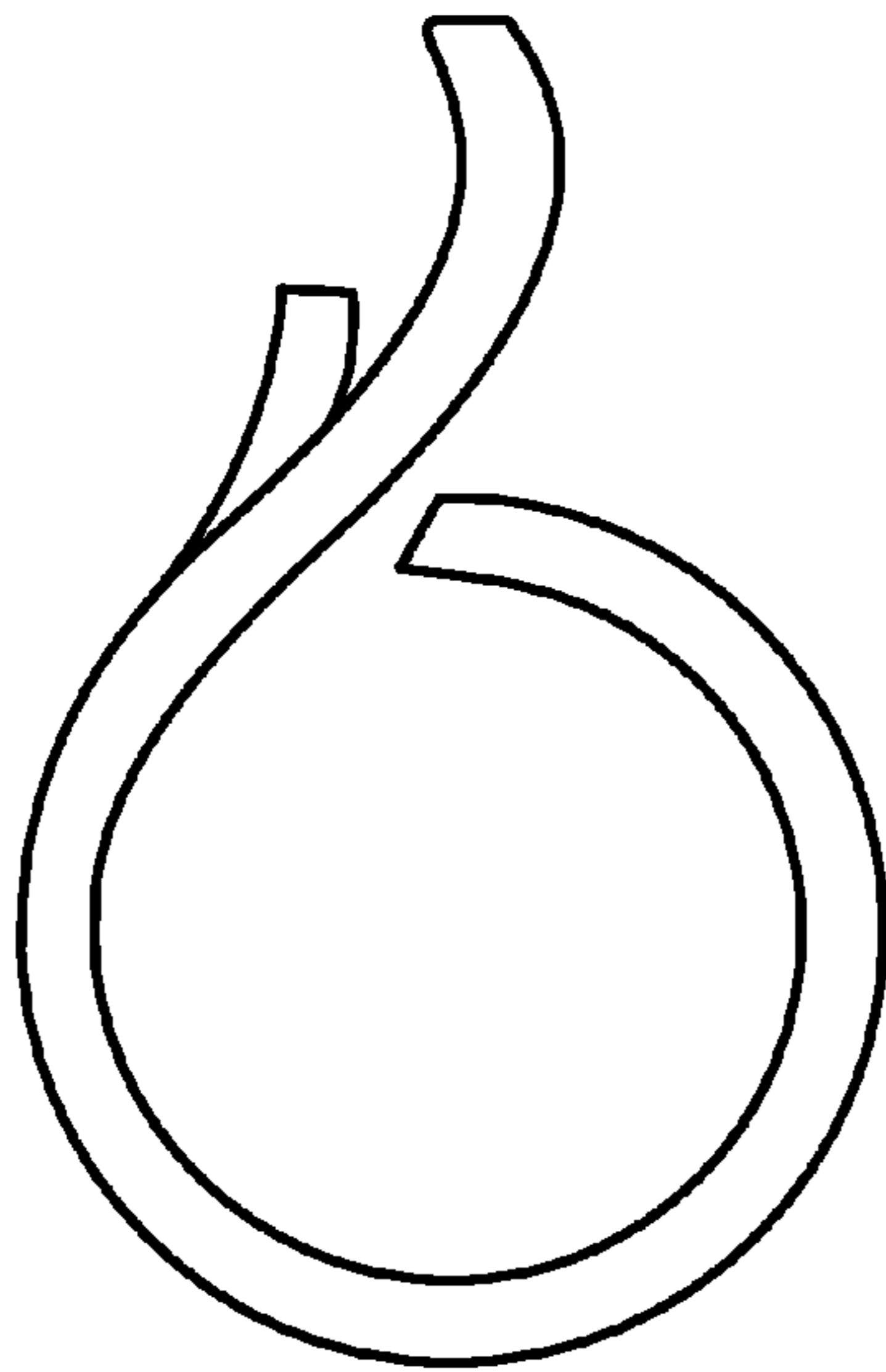


Fig.3

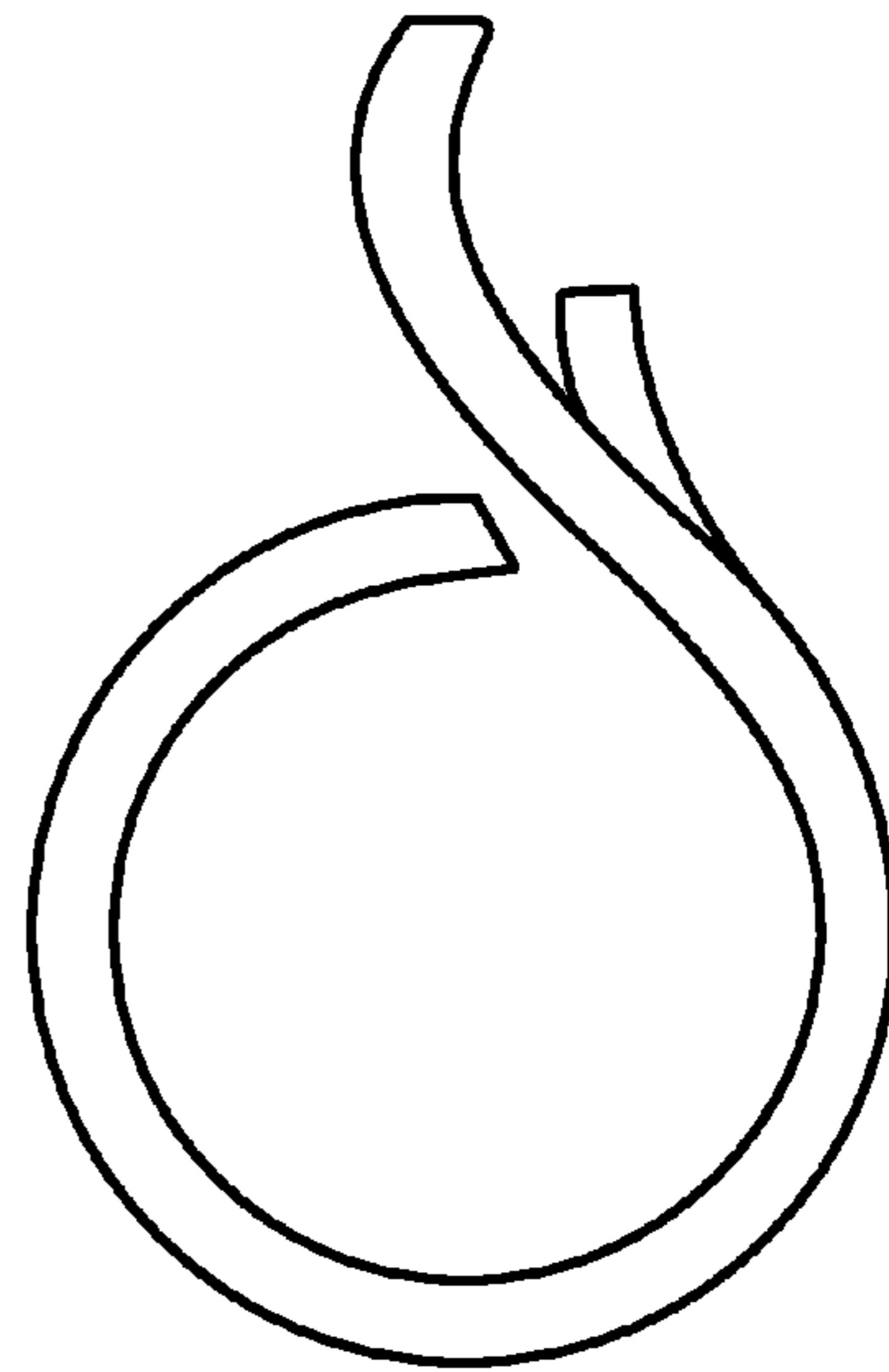


Fig.4




Fig.5




Fig.6




Fig.7