



US00D631380S

(12) **United States Design Patent**  
**Papadimitriou**

(10) **Patent No.:** **US D631,380 S**

(45) **Date of Patent:** **\*\* \*Jan. 25, 2011**

(54) **NECKLACE**

(75) **Inventor:** **Costantino Papadimitriou, Milan (IT)**

(73) **Assignee:** **De Beers Centenary AG, Lucern (CH)**

(\*) **Notice:** This patent is subject to a terminal disclaimer.

(\*\*) **Term:** **14 Years**

(21) **Appl. No.:** **29/345,958**

(22) **Filed:** **Oct. 23, 2009**

(30) **Foreign Application Priority Data**

Apr. 24, 2009 (EM) ..... 001127583-0008

(51) **LOC (9) Cl.** ..... **11-01**

(52) **U.S. Cl.** ..... **D11/3**

(58) **Field of Classification Search** ..... D11/1-45,  
D11/79-85; 59/78, 80-83; 63/3, 3.1, 3.2,  
63/4, 5.1, 5.2

See application file for complete search history.

(56) **References Cited**

**U.S. PATENT DOCUMENTS**

D62,592 S *	6/1923	Segman	.....	D11/4
D101,022 S *	9/1936	Blackburn	.....	D11/4
D136,594 S *	11/1943	Freeman	.....	D11/75
D152,363 S *	1/1949	Philippe	.....	D11/13
D156,994 S *	1/1950	Philippe	.....	D11/15
D159,854 S *	8/1950	Philippe	.....	D11/15
D160,423 S *	10/1950	Philippe	.....	D11/15

D271,574 S *	11/1983	Bulgari	.....	D11/13
D276,030 S *	10/1984	Bulgari	.....	D11/13
D452,959 S *	1/2002	Cabarbaye	.....	D11/3
D465,173 S *	11/2002	Gordon	.....	D11/26
D491,832 S *	6/2004	Gordon	.....	D11/26
D601,913 S *	10/2009	Cappellieri	.....	D11/26
D602,799 S *	10/2009	Colombani	.....	D11/3

\* cited by examiner

*Primary Examiner*—Cathron C Brooks

*Assistant Examiner*—Melanie Levy

(74) *Attorney, Agent, or Firm*—SNR Denton US LLP; Brian R. McGinley

(57) **CLAIM**

The ornamental design for a necklace, as shown and described.

**DESCRIPTION**

FIG. 1 is a front view of a necklace illustrating the new design; FIG. 2 is a rear view of the necklace illustrated in FIG. 1; FIG. 3 is a top view of the necklace illustrated in FIG. 1; FIG. 4 is a bottom view of the necklace illustrated in FIG. 1; FIG. 5 is a right side elevational view of the necklace illustrated in FIG. 1; FIG. 6 is a left side elevational view of the necklace illustrated in FIG. 1; and, FIG. 7 is a perspective view of the necklace illustrated in FIG. 1.

**1 Claim, 2 Drawing Sheets**




FIG 1



FIG 2



FIG 3




FIG 4



FIG 5




FIG 6




FIG 7

