



US00D631373S

(12) **United States Design Patent**
Mikkelsen

(10) **Patent No.:** **US D631,373 S**
(45) **Date of Patent:** **** Jan. 25, 2011**

(54) **WATCH**

(75) Inventor: **Christian Mikkelsen**, Central (HK)

(73) Assignee: **Worldwide Watch Company Limited**,
Central (HK)

(**) Term: **14 Years**

(21) Appl. No.: **29/364,859**

(22) Filed: **Jun. 29, 2010**

(51) **LOC (9) Cl.** **10-02**

(52) **U.S. Cl.** **D10/32**

(58) **Field of Classification Search** D10/30-39;
368/276, 281, 282

See application file for complete search history.

(56) **References Cited**

U.S. PATENT DOCUMENTS

D250,634	S	*	12/1978	Porsche	D10/32
5,272,683	A	*	12/1993	Jackl	368/282
5,297,121	A	*	3/1994	Sepehri	368/228
5,379,281	A	*	1/1995	Koch	368/72
D356,270	S	*	3/1995	Kaneko	D10/32
D356,958	S	*	4/1995	Schroeter	D10/33
5,508,980	A	*	4/1996	Koch	368/80
D377,613	S	*	1/1997	Consolo	D10/32
5,668,781	A	*	9/1997	Jeannet et al.	368/28
5,724,708	A	*	3/1998	Bert	24/265 B
5,748,571	A	*	5/1998	Jackl	368/282
D413,530	S	*	9/1999	Flury et al.	D10/32
D423,949	S	*	5/2000	Stoll	D10/32
6,147,933	A	*	11/2000	Bland et al.	368/80
D434,677	S	*	12/2000	Greinacher	D10/32
6,356,512	B1	*	3/2002	Martin et al.	368/10
D476,905	S	*	7/2003	El Kadiri	D10/30

D476,906	S	*	7/2003	Nussbaum	D10/30
D477,235	S	*	7/2003	El Kadiri	D10/30
6,605,791	B2	*	8/2003	Grupp	200/512
6,672,758	B2	*	1/2004	Ehram et al.	368/190
D486,404	S	*	2/2004	Shriqui	D10/32
6,714,485	B2	*	3/2004	Albisetti et al.	368/27
6,809,993	B1	*	10/2004	Muller et al.	368/242
6,874,931	B2	*	4/2005	Noirjean et al.	368/282
D537,740	S	*	3/2007	Grosjean	D10/38
D551,576	S	*	9/2007	Field et al.	D10/38
D559,125	S	*	1/2008	Figueiredo	D10/38
D561,049	S	*	2/2008	Figueiredo	D10/38
D581,811	S	*	12/2008	Messmer et al.	D10/32
D588,472	S	*	3/2009	Messmer et al.	D10/32
D622,164	S	*	8/2010	Mikkelsen	D10/32

* cited by examiner

Primary Examiner—Lucy Lieberman

(74) *Attorney, Agent, or Firm*—Law Office of Sergei Orel, LLC

(57) **CLAIM**

The ornamental design for a watch, as shown.

DESCRIPTION

FIG. 1 is a front view of the watch showing my new design;

FIG. 2 is a rear view thereof;

FIG. 3 is a left side view thereof;

FIG. 4 is a right side view thereof;


FIG. 5 is a bottom view thereof;

FIG. 6 is a top view thereof;

FIG. 7 is a front perspective view thereof; and,

FIG. 8 is a rear perspective view thereof.

1 Claim, 4 Drawing Sheets






Fig.1

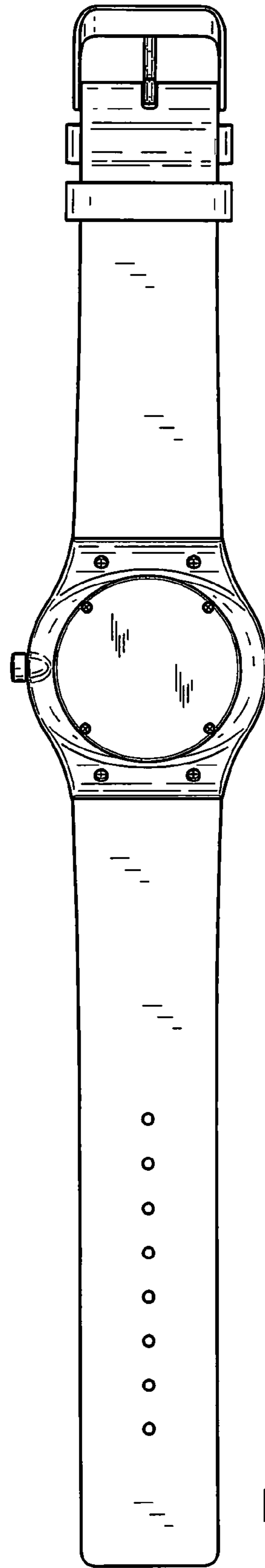


Fig.2



Fig.3



Fig.4




Fig.5

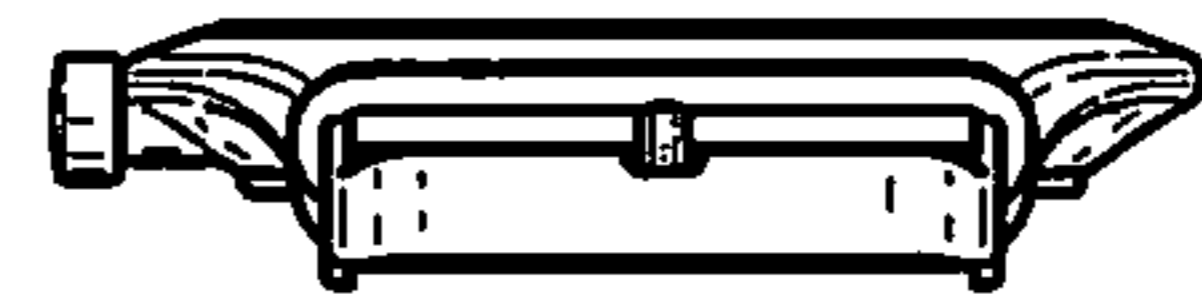


Fig.6

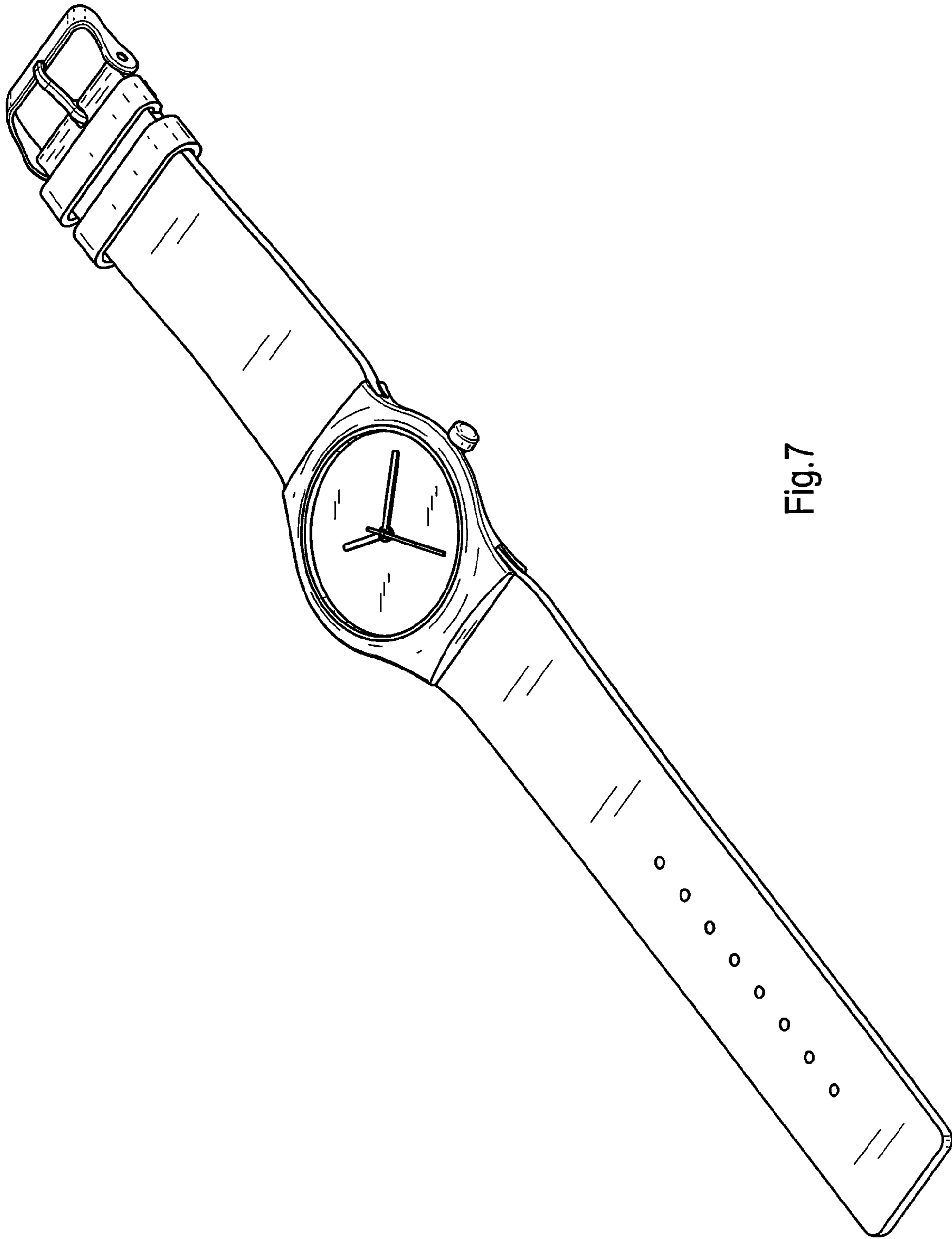


Fig. 7




Fig.8