

US00D631371S

(12) **United States Design Patent**
Borgheim et al.

(10) **Patent No.:** **US D631,371 S**

(45) **Date of Patent:** **** Jan. 25, 2011**

(54) **DISPENSER FOR BATTERIES**

2006/0151346 A1* 7/2006 Cho 206/362
2007/0170087 A1* 7/2007 Narpes et al. 206/703

(76) Inventors: **Morten Borgheim**, Vakasveien 58A,
1395 Hvalstad (NO); **Emil Abry**,
Hoslekroken 10, 1362 Hosle (NO)

FOREIGN PATENT DOCUMENTS

GB 2247668 A * 3/1992
GB 2422820 A * 8/2006
JP 02278655 A * 11/1990

(**) Term: **14 Years**

* cited by examiner

(21) Appl. No.: **29/364,296**

Primary Examiner—Catherine Tuttle
(74) *Attorney, Agent, or Firm*—Winstead PC

(22) Filed: **Jun. 22, 2010**

(51) **LOC (9) Cl.** **09-03**

(52) **U.S. Cl.** **D9/733; D9/415**

(58) **Field of Classification Search** D9/600–681,
D9/721, 722, 737–761, 414, 415, 416, 418,
D9/419, 425, 427, 430–434, 455–499; 206/229,
206/461–471, 703, 705, 722, 723, 446, 775–782,
206/806

See application file for complete search history.

(57) **CLAIM**

The ornamental design for the dispenser for batteries, as shown and described.

DESCRIPTION

FIG. 1 is a perspective view of a dispenser for batteries showing our new design;

FIG. 2 is a front view thereof;

FIG. 3 is a rear view thereof;

FIG. 4 is a left side view thereof;

FIG. 5 is a right side view thereof;

FIG. 6 is a top plan view thereof; and,

FIG. 7 is a bottom plan view thereof.

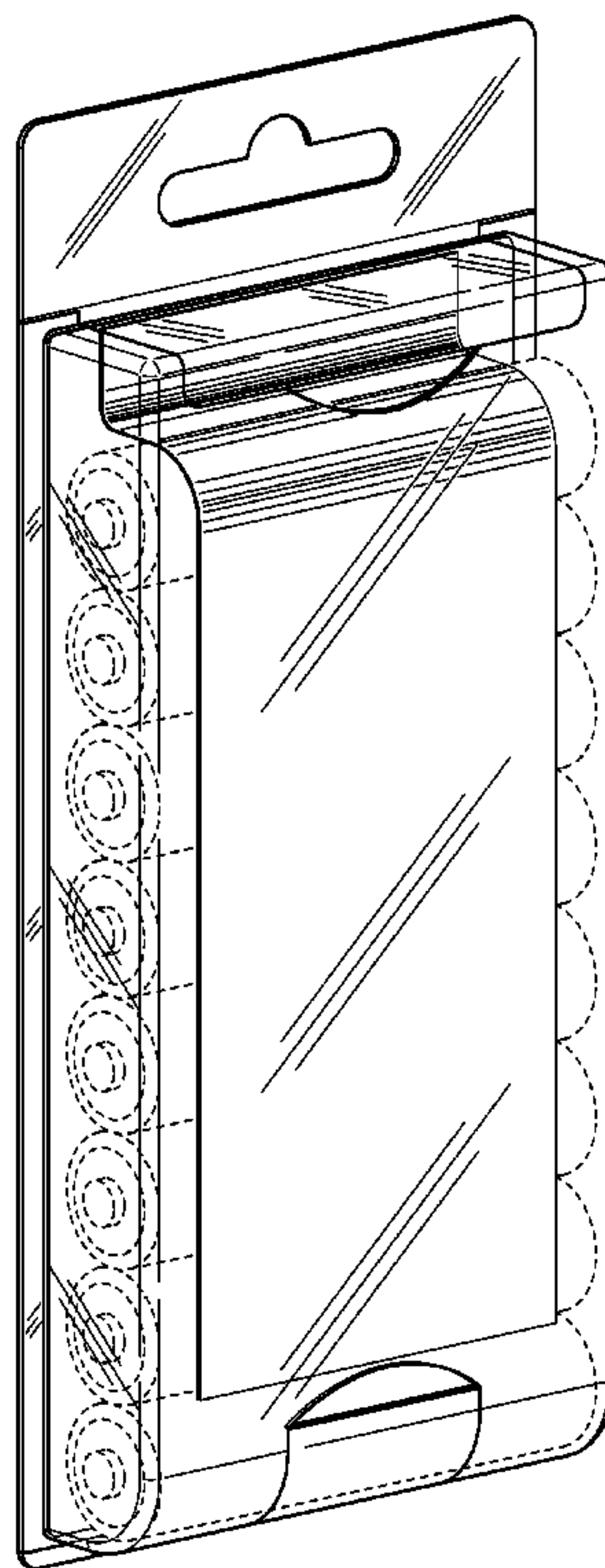
The broken lines are included for the purpose of illustrating the contents of the dispenser for batteries that form no part of the claimed design.

(56) **References Cited**

U.S. PATENT DOCUMENTS

D321,323 S * 11/1991 Nakamura D9/415
5,485,919 A * 1/1996 Samberg et al. 206/461
D394,806 S * 6/1998 Budert D9/415
5,819,939 A * 10/1998 Boyer 206/461
D412,844 S * 8/1999 Kopala, Jr. D9/415
5,947,297 A * 9/1999 Aoki et al. 206/705
6,029,818 A * 2/2000 Kumakura et al. 206/469
D423,344 S * 4/2000 Kumakura et al. D9/415
D450,239 S * 11/2001 Otto D9/415
D470,047 S * 2/2003 Lee et al. D9/415
7,036,664 B2 * 5/2006 Lee et al. 206/468

1 Claim, 7 Drawing Sheets



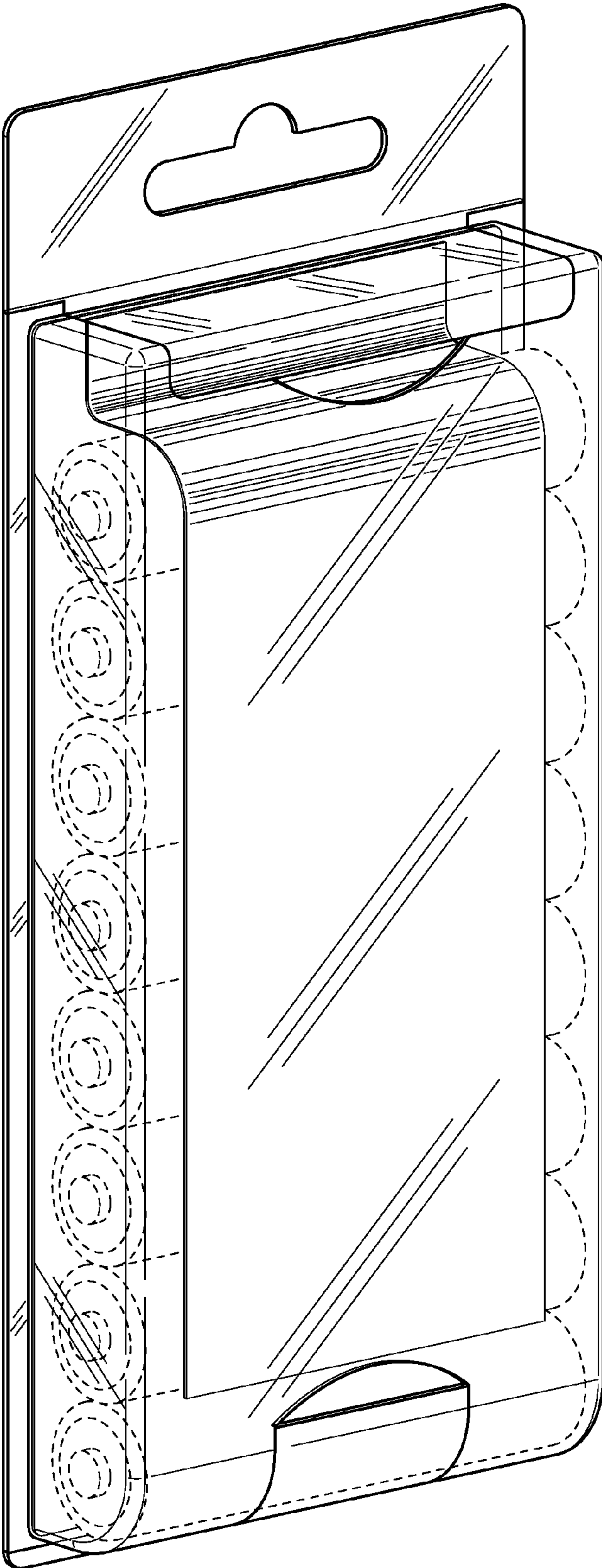


FIG 1

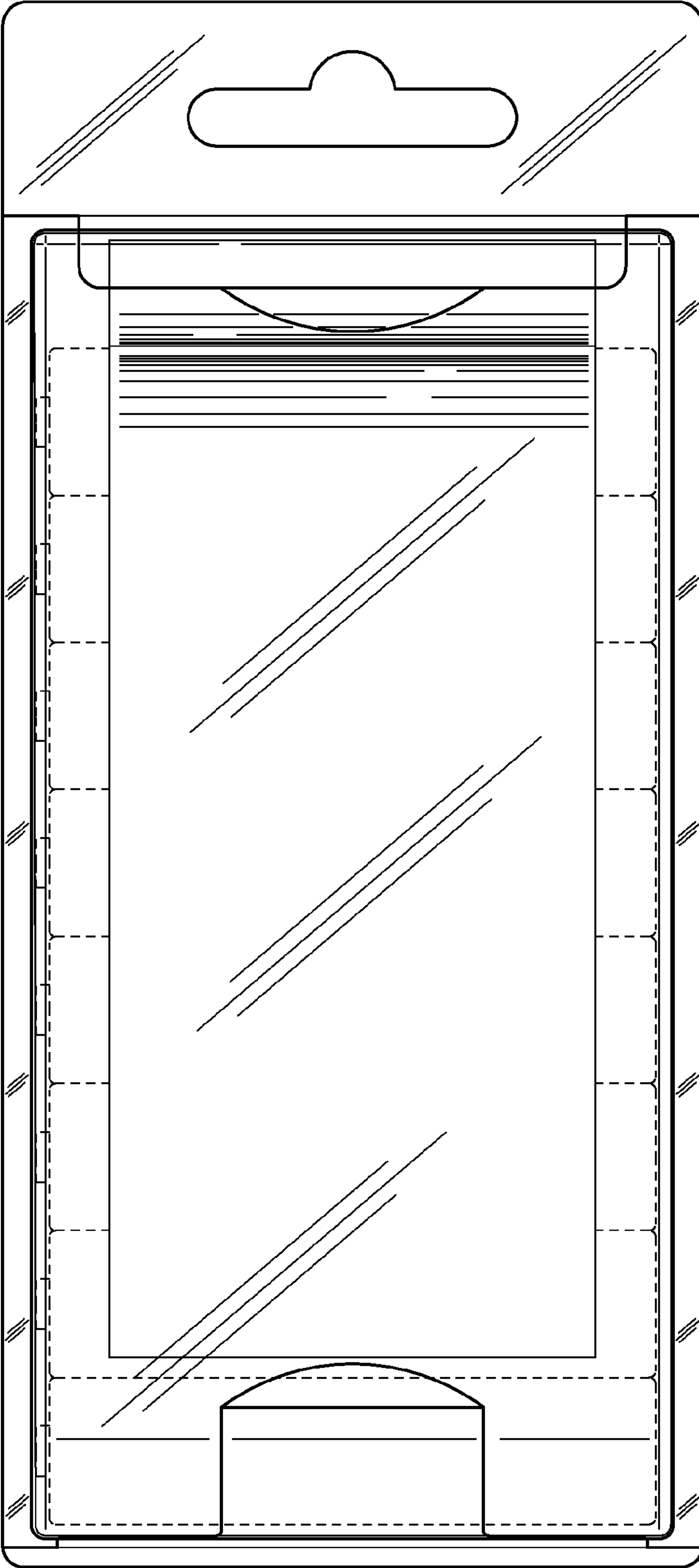


FIG 2

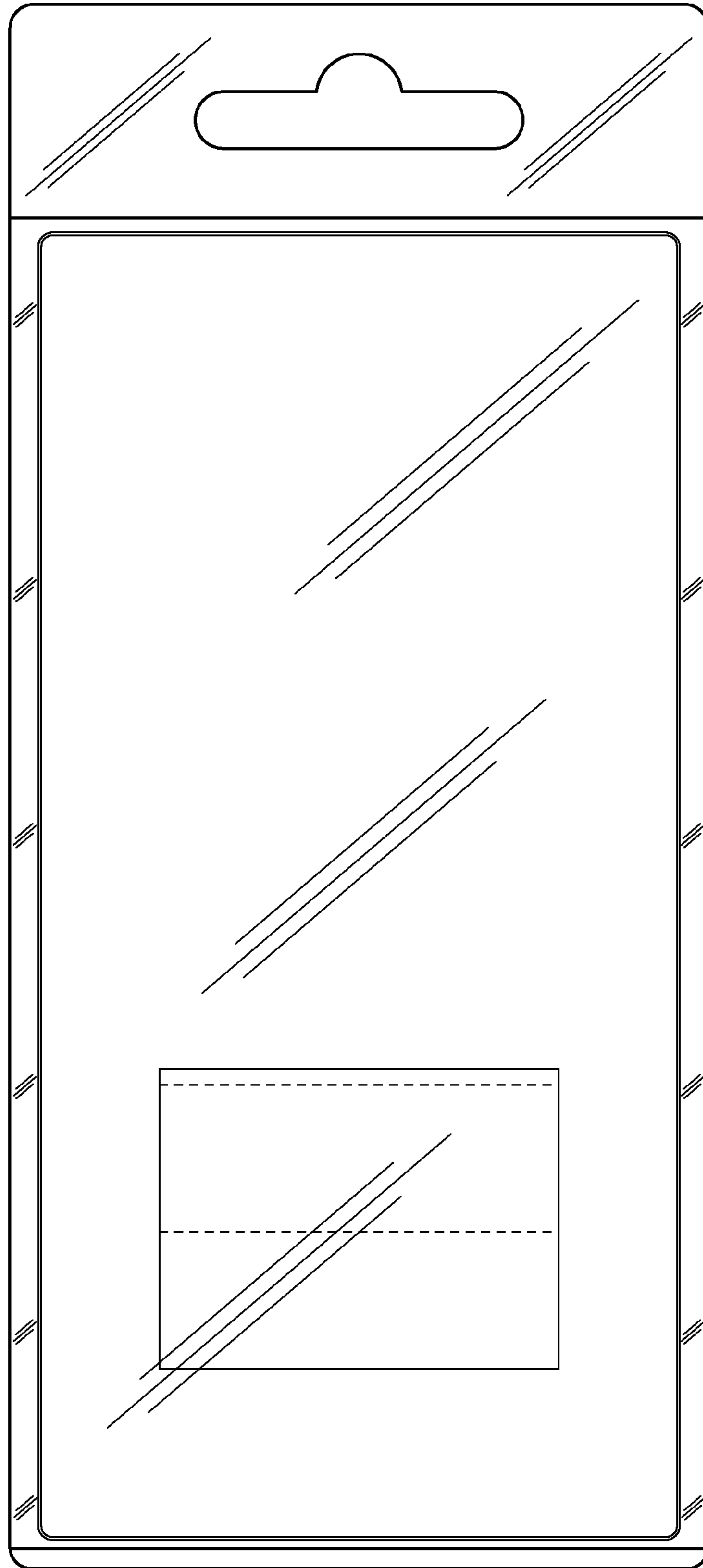


FIG 3

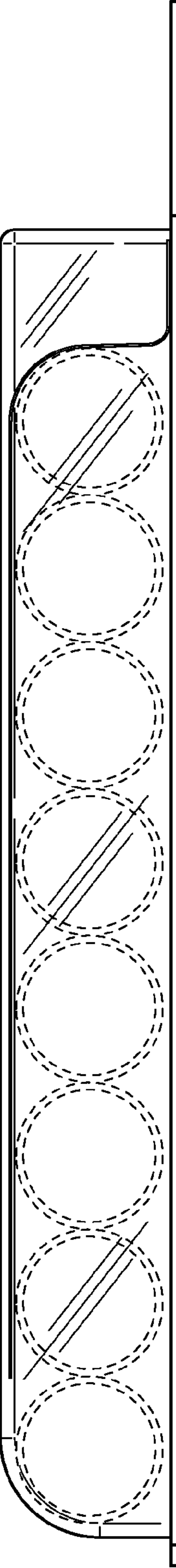


FIG 4

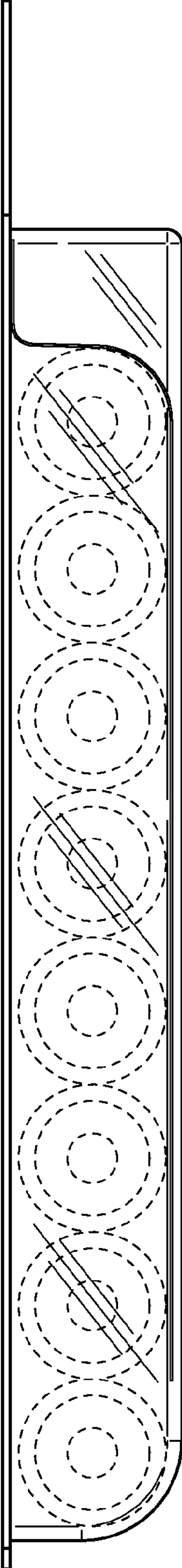


FIG 5

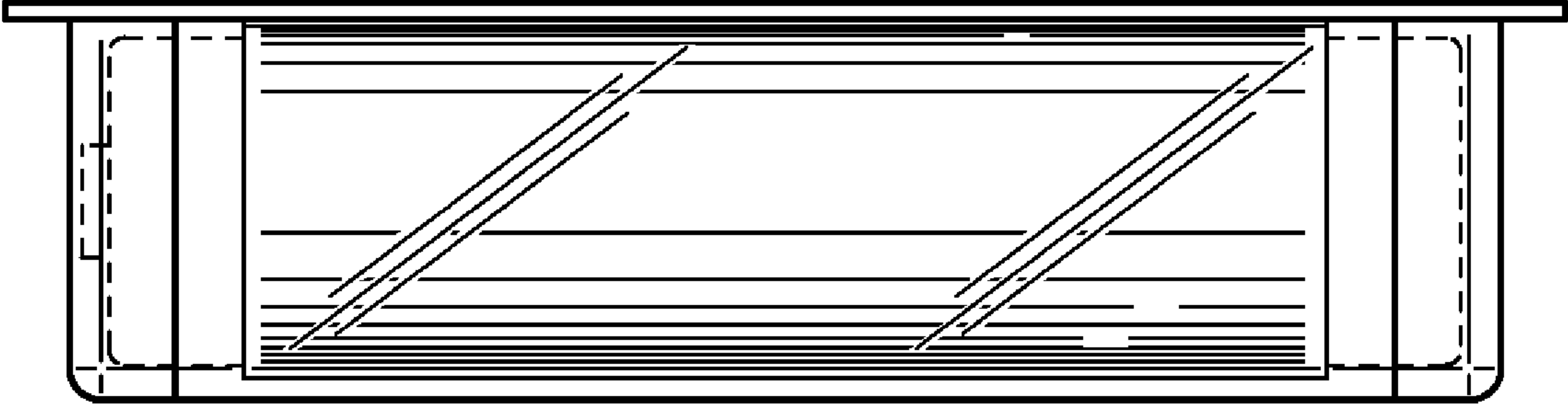


FIG 6

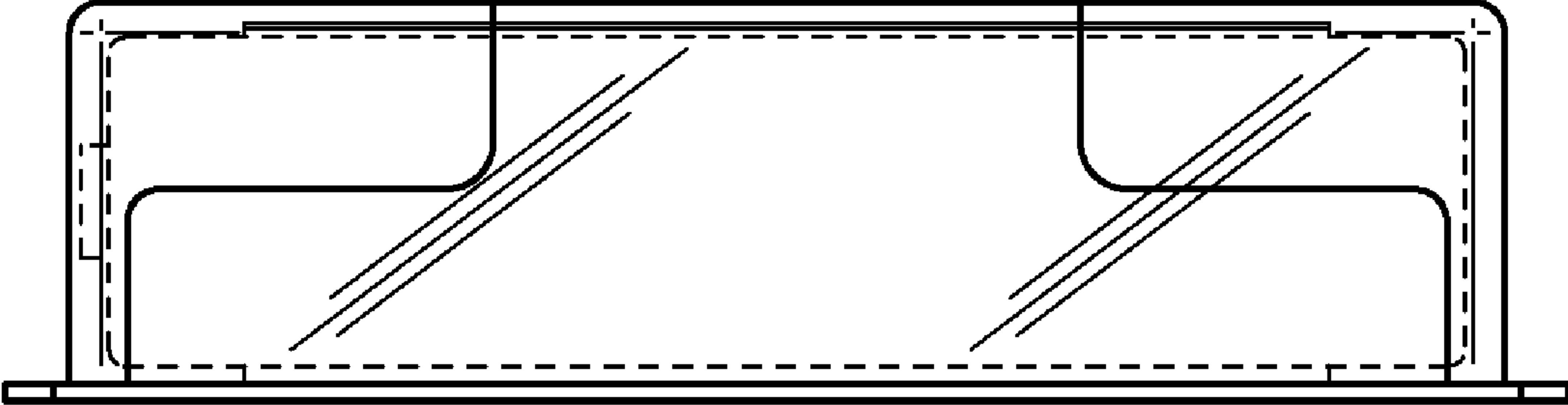


FIG 7