

US00D631345S

(12) **United States Design Patent**
Gustafson et al.

(10) **Patent No.:** **US D631,345 S**
(45) **Date of Patent:** **** Jan. 25, 2011**

- (54) **TOOTHBRUSH PACKAGE**
- (75) Inventors: **Casey Joseph Gustafson**, Iowa City, IA (US); **Todd Christopher Borgerson**, Mason, OH (US); **Petra Gerda Karey**, Lamsheim (DE)
- (73) Assignee: **Braun GmbH**, Kronberg (DE)
- (**) Term: **14 Years**
- (21) Appl. No.: **29/327,717**
- (22) Filed: **Nov. 12, 2008**

Related U.S. Application Data

- (62) Division of application No. 29/292,522, filed on Oct. 15, 2007, now Pat. No. Des. 582,765.

- (51) **LOC (9) Cl.** **09-07**
- (52) **U.S. Cl.** **D9/434**
- (58) **Field of Classification Search** D9/414-429, D9/434, 457, 668, 696, 711, 722, 739, 753, D9/756-757; D7/387, 213; 15/22.1, 22.2, 15/22.4, 28; 206/232, 349, 361, 362.1-362.3, 206/455, 457, 461-462, 470; 248/682; D20/10, D20/22, 42; D4/101, 104, 113, 199
See application file for complete search history.

References Cited

U.S. PATENT DOCUMENTS

- 1,237,700 A * 8/1917 Roberts 215/386
- D211,561 S 7/1968 Pizzurro
- D218,882 S * 10/1970 Bourks D9/415
- D220,562 S 4/1971 Quintal
- D239,474 S * 4/1976 De Korte D20/10
- D283,454 S 4/1986 Holloway
- D291,706 S * 9/1987 Georges et al. D20/42
- D294,409 S 2/1988 Kemmerer
- D307,542 S 5/1990 De Montgailhard
- D317,253 S 6/1991 Seager
- 5,154,293 A * 10/1992 Gould 206/461
- D332,739 S 1/1993 Petschek
- D336,040 S * 6/1993 Philippe D9/415

- D364,801 S 12/1995 Kuhn
- 5,494,252 A 2/1996 Amit et al.
- 5,505,301 A * 4/1996 Foley 206/362.2
- D397,247 S 8/1998 Gardner et al.
- 5,862,915 A * 1/1999 Plezia et al. 206/528
- D408,278 S 4/1999 Konop
- 5,984,091 A * 11/1999 Orr et al. 206/232
- D418,053 S * 12/1999 Kornick et al. D9/415
- D419,063 S 1/2000 Baker et al.
- D423,927 S * 5/2000 Senyuva et al. D9/415
- D424,925 S 5/2000 Lamb
- D425,414 S * 5/2000 Baker et al. D9/415
- D432,173 S * 10/2000 Baker D20/17
- D435,098 S 12/2000 Kemmis et al.
- D438,103 S 2/2001 Edwards et al.
- 6,311,837 B1 11/2001 Blaustein et al.
- D452,430 S * 12/2001 Massari D9/415
- D452,431 S * 12/2001 Massari D9/415
- D452,432 S * 12/2001 Massari D9/415
- 6,371,294 B1 * 4/2002 Blaustein et al. 206/362.2
- D459,231 S 6/2002 Crawford et al.
- D463,271 S 9/2002 Miranda
- D470,416 S 2/2003 Blair et al.
- D485,308 S 1/2004 DeLuca et al.
- D485,497 S 1/2004 Steele et al.
- D487,397 S * 3/2004 Peghini D9/696
- D497,807 S 11/2004 Nichols et al.
- D501,791 S * 2/2005 Geiberger et al. D9/415
- 7,094,981 B2 * 8/2006 Sorrentino et al. 200/332.2
- D566,541 S * 4/2008 Nanda D9/415
- D582,765 S 12/2008 Gustafson et al.
- D611,809 S * 3/2010 Borgerson et al. D9/434
- D616,302 S * 5/2010 Borgerson et al. D9/434
- 2002/0038772 A1 * 4/2002 Blaustein et al. 206/362.2
- 2003/0205492 A1 * 11/2003 Ferber et al. 206/362.2

* cited by examiner

Primary Examiner—Susan E Krakower
(74) *Attorney, Agent, or Firm*—George H. Leal

(57) **CLAIM**

The ornamental design for a toothbrush package, as shown and described.

DESCRIPTION

FIG. 1 is a perspective view as seen from the front and left side of a toothbrush package showing our new design;

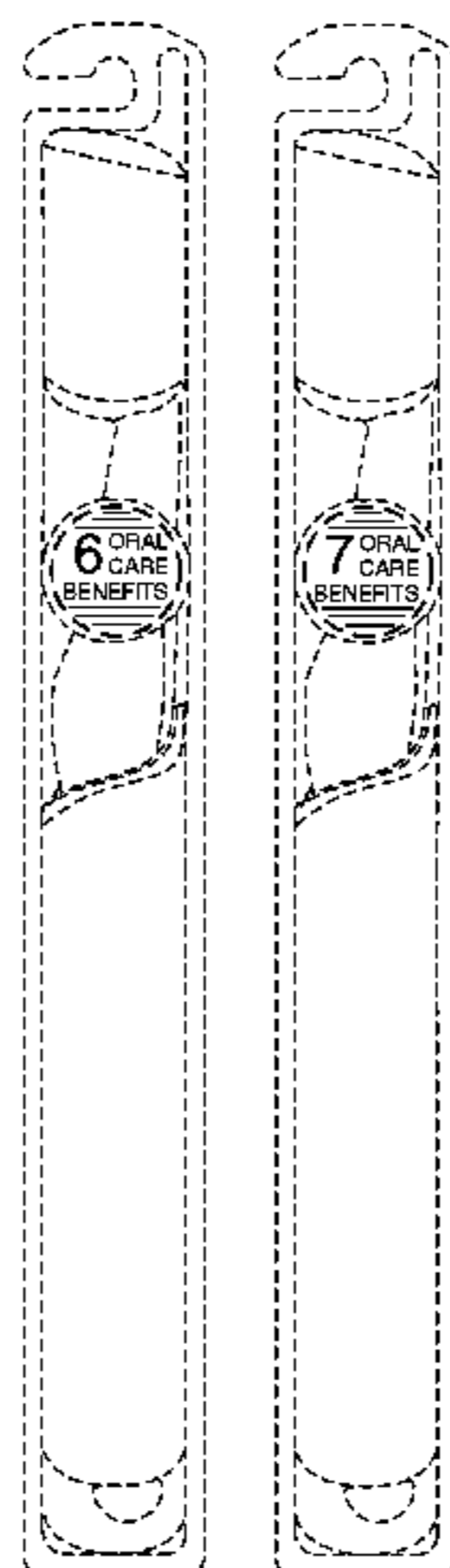


FIG. 2 is a front view of the toothbrush package of FIG. 1;
FIG. 3 is a back view of the toothbrush package of FIG. 1;
FIG. 4 is a right side view of the toothbrush package of FIG. 1;
FIG. 5 is left side view of the toothbrush package of FIG. 1;
FIG. 6 is a top view of the toothbrush package of FIG. 1;
FIG. 7 is a bottom view of the toothbrush package of FIG. 1;
FIG. 8 is a perspective view as seen from the front and left side of a second embodiment of a toothbrush package showing our new design;
FIG. 9 is a front view of the toothbrush package of FIG. 8;
FIG. 10 is a back view of the toothbrush package of FIG. 8;
FIG. 11 is a right side view of the toothbrush package of FIG. 8;
FIG. 12 is left side view of the toothbrush package of FIG. 8;
FIG. 13 is a top view of the toothbrush package of FIG. 8;
FIG. 14 is a bottom view of the toothbrush package of FIG. 8;
FIG. 15 is a perspective view as seen from the front and left side of a third embodiment of a toothbrush package showing our new design;
FIG. 16 is a front view of the toothbrush package of FIG. 15;
FIG. 17 is a back view of the toothbrush package of FIG. 15;

FIG. 18 is a right side view of the toothbrush package of FIG. 15;
FIG. 19 is left side view of the toothbrush package of FIG. 15;
FIG. 20 is a top view of the toothbrush package of FIG. 15;
FIG. 21 is a bottom view of the toothbrush package of FIG. 15;
FIG. 22 is a perspective view as seen from the front and left side of a fourth embodiment of a toothbrush package showing our new design;
FIG. 23 is a front view of the toothbrush package of FIG. 22;
FIG. 24 is a back view of the toothbrush package of FIG. 22;
FIG. 25 is a right side view of the toothbrush package of FIG. 22;
FIG. 26 is left side view of the toothbrush package of FIG. 22;
FIG. 27 is a top view of the toothbrush package of FIG. 22;
and,
FIG. 28 is a bottom view of the toothbrush package of FIG. 22.

The broken lines illustrate components of the toothbrush package which form no part of the claimed design.

1 Claim, 28 Drawing Sheets

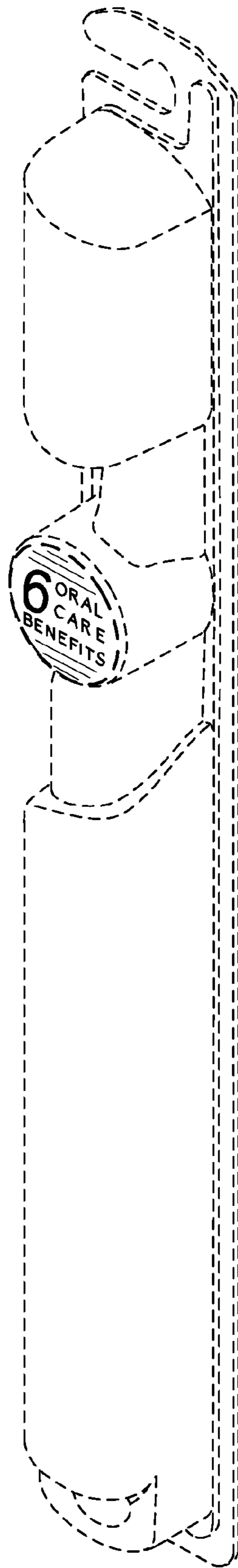


Fig. 1




Fig. 2




Fig. 3

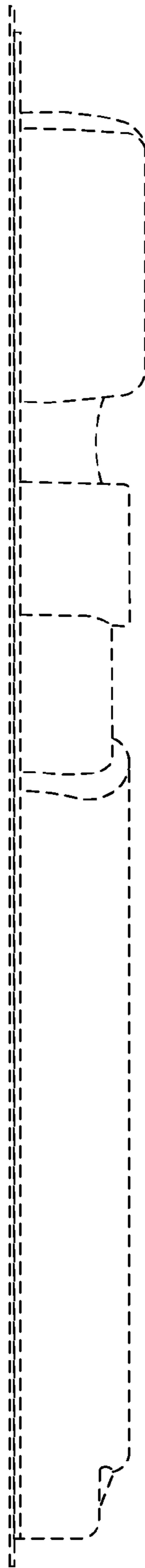


Fig. 4




Fig. 5

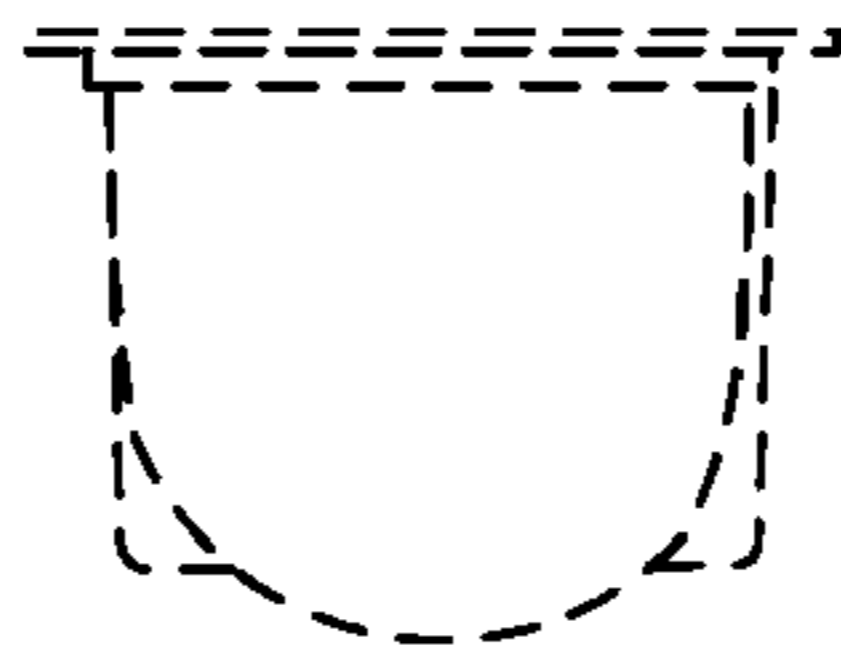


Fig. 6




Fig. 7

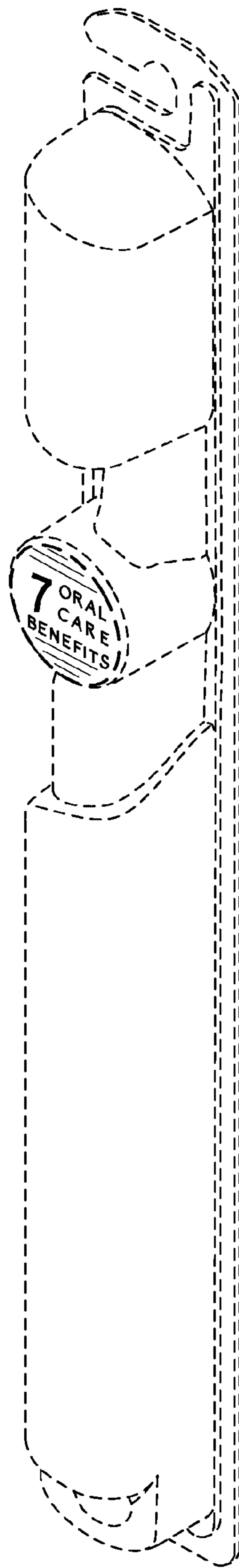


Fig. 8




Fig. 9




Fig. 10

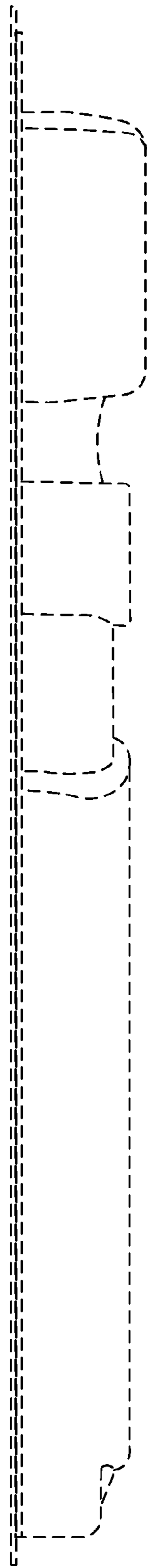


Fig. 11

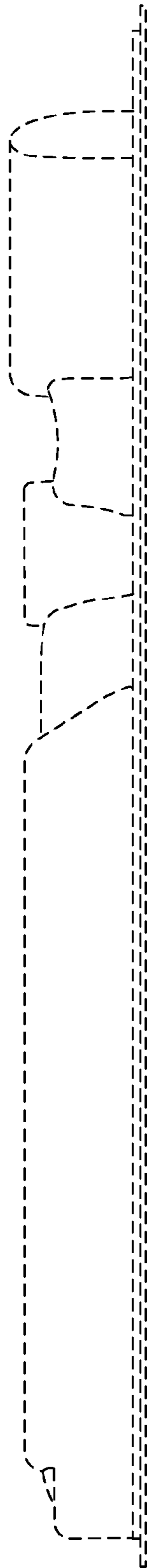


Fig. 12

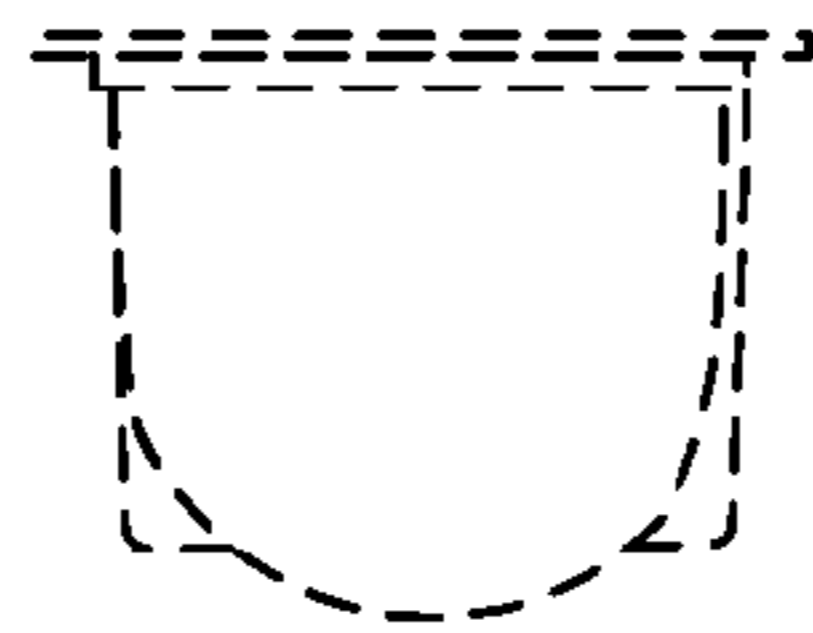


Fig. 13

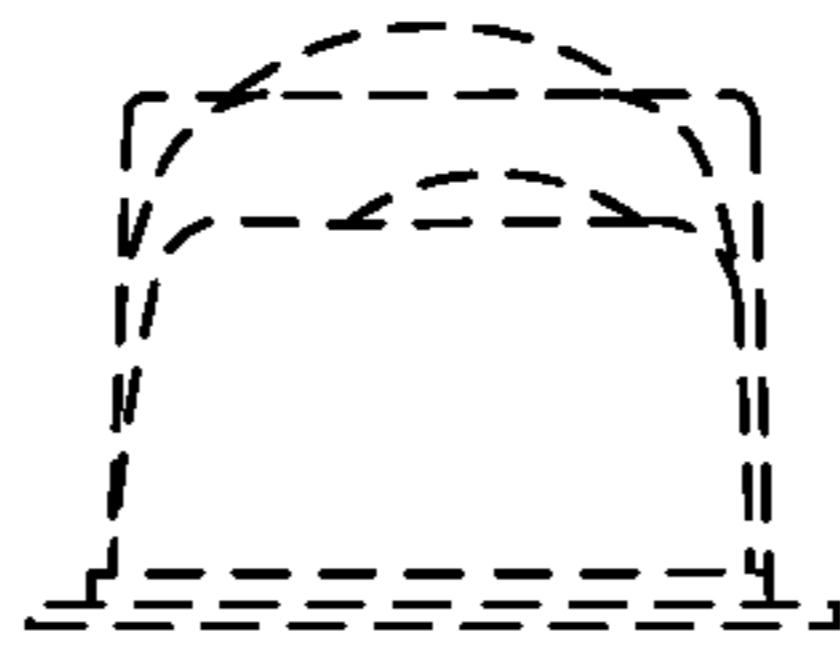


Fig. 14

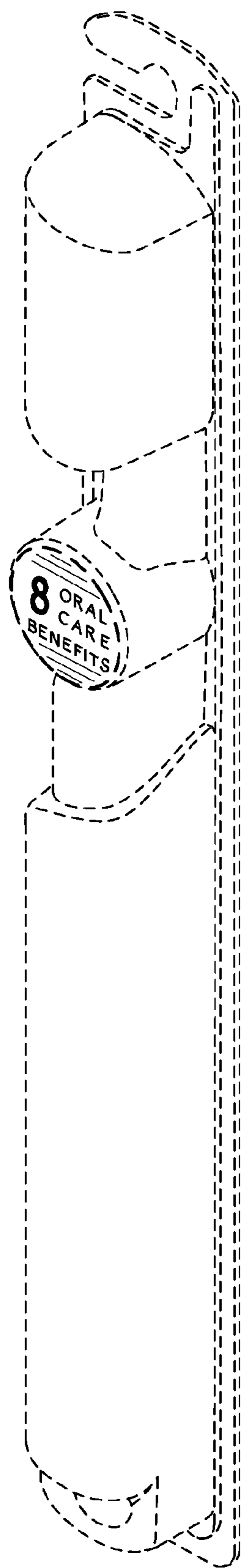


Fig. 15




Fig. 16




Fig. 17

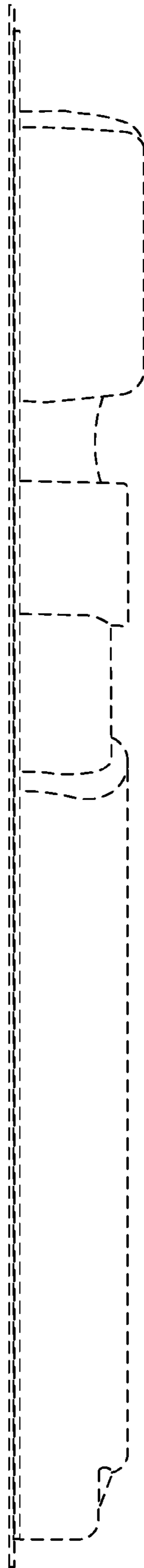


Fig. 18

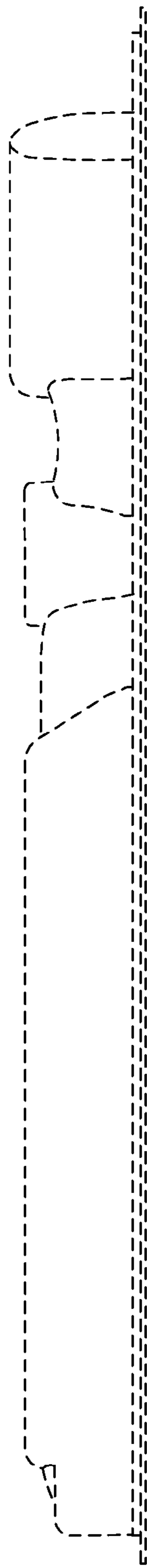


Fig. 19

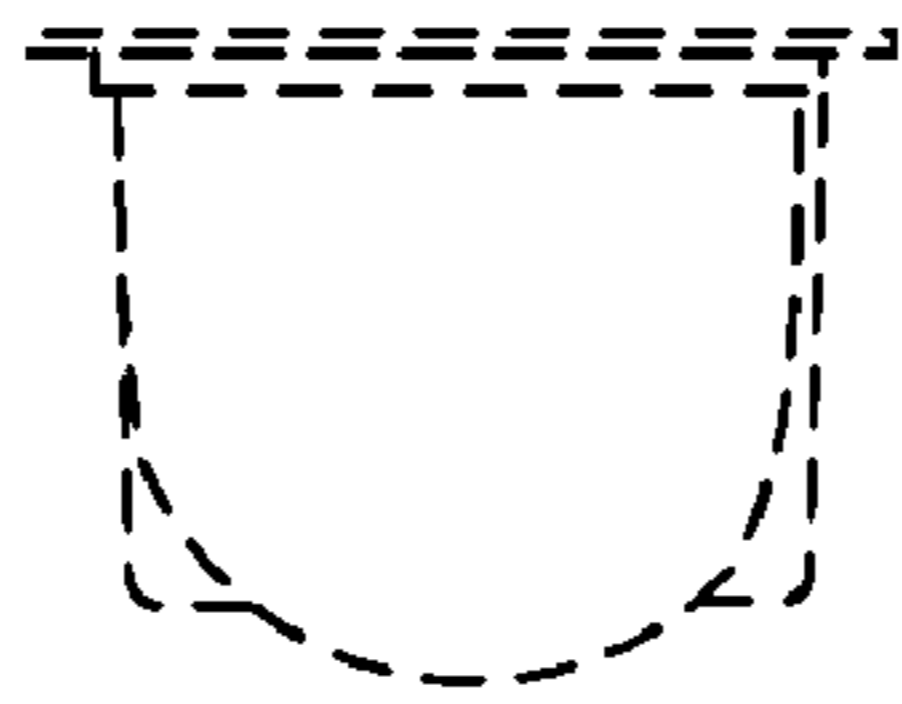


Fig. 20



Fig. 21

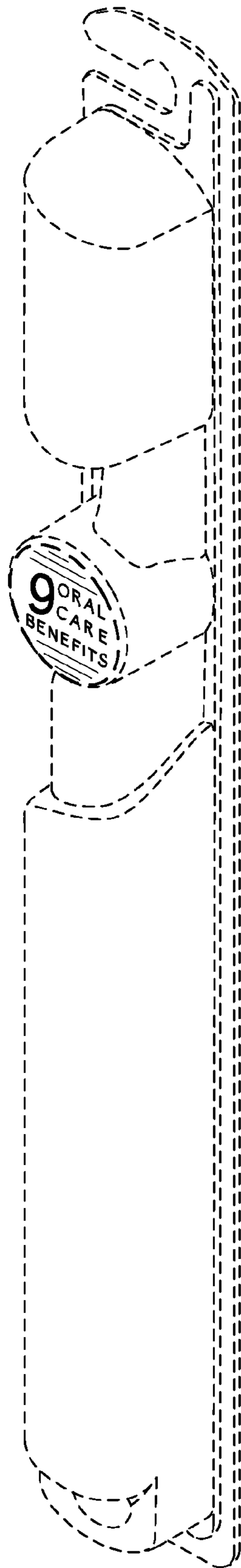


Fig. 22




Fig. 23




Fig. 24

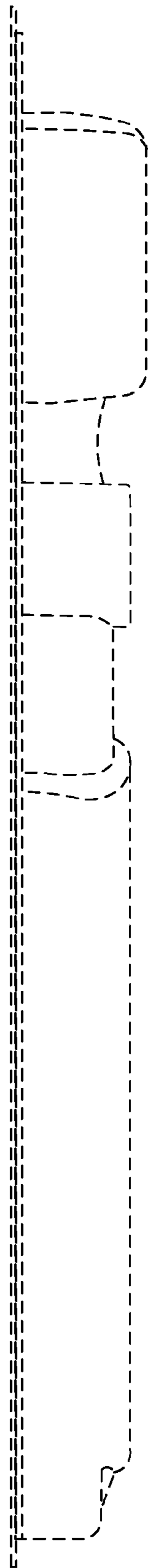


Fig. 25

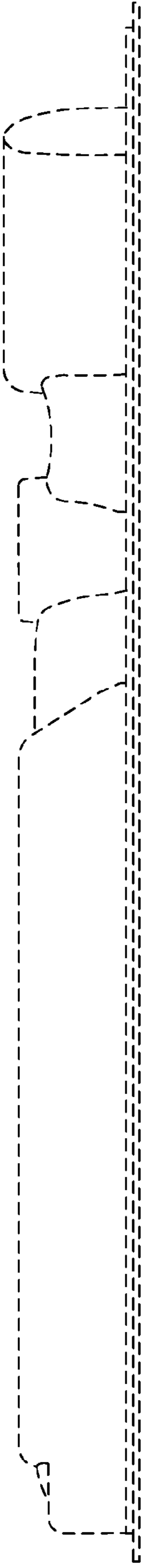


Fig. 26

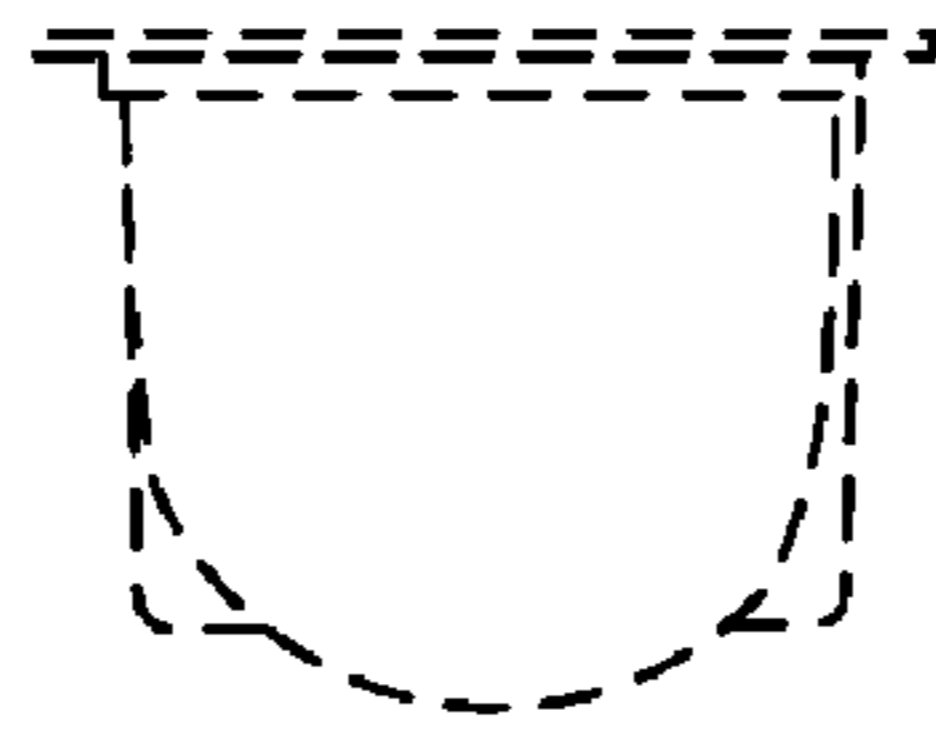


Fig. 27




Fig. 28