



US00D631341S

(12) **United States Design Patent**
Harvey et al.

(10) **Patent No.:** **US D631,341 S**
(45) **Date of Patent:** **** Jan. 25, 2011**

- (54) **BOX**
- (75) Inventors: **Sean Richard Harvey**, London (GB);
Adam Derek Kershaw Swan, London (GB)
- (73) Assignee: **Conopco, Inc.**, Englewood Cliffs, NJ (US)
- (**) Term: **14 Years**
- (21) Appl. No.: **29/360,411**
- (22) Filed: **Apr. 26, 2010**
- (30) **Foreign Application Priority Data**
Oct. 28, 2009 (GB) 4013052
- (51) **LOC (9) Cl.** **09-03**
- (52) **U.S. Cl.** **D9/432**
- (58) **Field of Classification Search** D9/430-433,
D9/414, 418, 420-423; D3/272; 206/278,
206/297, 299, 457, 770, 737, 822; 229/87.08,
229/100, 101, 101.2, 101.3, 106, 108, 108.1,
229/116.1, 116.3, 116.5, 121, 122, 193, 195,
229/197, 201, 213, 221, 222, 227, 922, 939,
229/942; D5/32

See application file for complete search history.

(56) **References Cited**

U.S. PATENT DOCUMENTS

| | | | | |
|--------------|---------|-----------------|-------|--------|
| D266,145 S * | 9/1982 | Sayama | | D9/659 |
| D357,860 S * | 5/1995 | Lee | | D9/600 |
| D373,080 S * | 8/1996 | Prosperi et al. | | D9/418 |
| D476,817 S * | 7/2003 | Wessblad et al. | | D5/32 |
| D535,190 S * | 1/2007 | Chen et al. | | D9/652 |
| D536,988 S * | 2/2007 | Kusumi et al. | | D9/624 |
| D546,673 S * | 7/2007 | Mongeon et al. | | D9/432 |
| D554,499 S * | 11/2007 | Bone et al. | | D9/432 |
| D554,500 S * | 11/2007 | Bone et al. | | D9/432 |
| D554,501 S * | 11/2007 | Bone et al. | | D9/432 |
| D556,572 S * | 12/2007 | Mongeon et al. | | D9/432 |

| | | | | |
|--------------|---------|-----------------|-------|--------|
| D566,545 S * | 4/2008 | Bone et al. | | D9/432 |
| D567,080 S * | 4/2008 | Bone et al. | | D9/432 |
| D581,263 S * | 11/2008 | Suyama et al. | | D9/415 |
| D586,210 S * | 2/2009 | Noschang et al. | | D9/434 |
| D587,111 S * | 2/2009 | Seol et al. | | D9/432 |
| D588,909 S * | 3/2009 | Kim | | D9/433 |
| D588,910 S * | 3/2009 | Kim | | D9/433 |
| D590,250 S * | 4/2009 | Seol | | D9/432 |
| D590,251 S * | 4/2009 | Seol et al. | | D9/432 |
| D590,252 S * | 4/2009 | Seol et al. | | D9/432 |
| D590,253 S * | 4/2009 | Seol et al. | | D9/432 |
| D593,410 S * | 6/2009 | Schwartz | | D9/434 |
| D597,412 S * | 8/2009 | Kusumi | | D9/624 |
| D599,201 S * | 9/2009 | Seol et al. | | D9/432 |
| D600,548 S * | 9/2009 | Seol et al. | | D9/432 |
| D601,888 S * | 10/2009 | Arnell | | D9/434 |
| D601,889 S * | 10/2009 | Arnell | | D9/434 |
| D601,890 S * | 10/2009 | Arnell | | D9/434 |
| D603,701 S * | 11/2009 | Seol et al. | | D9/432 |
| D605,504 S * | 12/2009 | Bone | | D9/432 |
| D608,636 S * | 1/2010 | Seol | | D9/432 |
| D617,186 S * | 6/2010 | Bone | | D9/432 |
| D621,702 S * | 8/2010 | Tekulve et al. | | D9/432 |

* cited by examiner

Primary Examiner—Thomas J Johannes
(74) *Attorney, Agent, or Firm*—Alan A. Bornstein

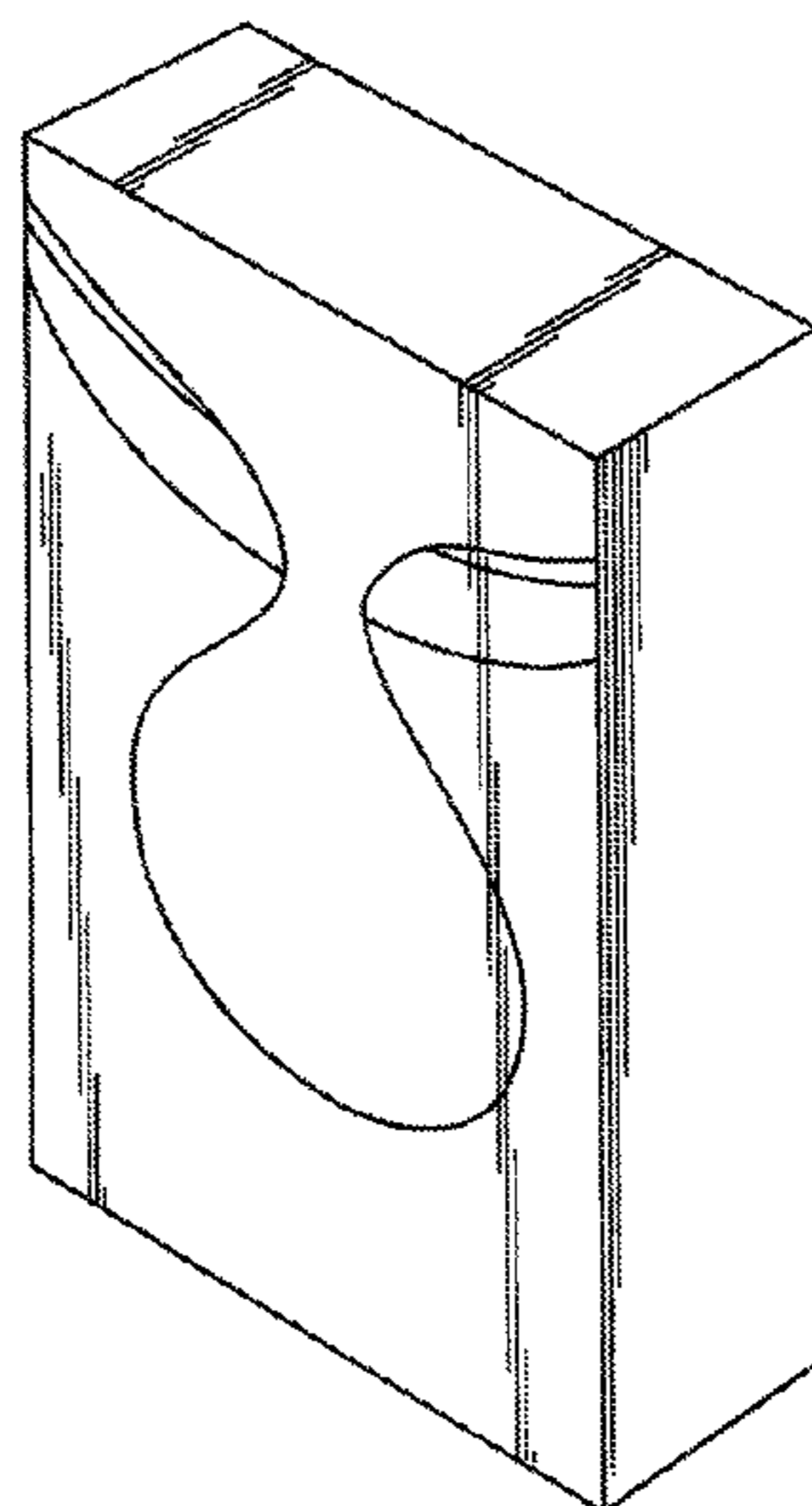
(57) **CLAIM**

The ornamental design for the box, as shown and described.

DESCRIPTION

FIG. 1 is a perspective view of a box, showing our new design;
FIG. 2 is a front elevational view thereof;
FIG. 3 is a rear elevational view thereof;
FIG. 4 is a left side elevational view thereof;
FIG. 5 is a right side elevational view thereof;
FIG. 6 is a top plan view thereof; and,
FIG. 7 is a bottom plan view thereof.

1 Claim, 4 Drawing Sheets



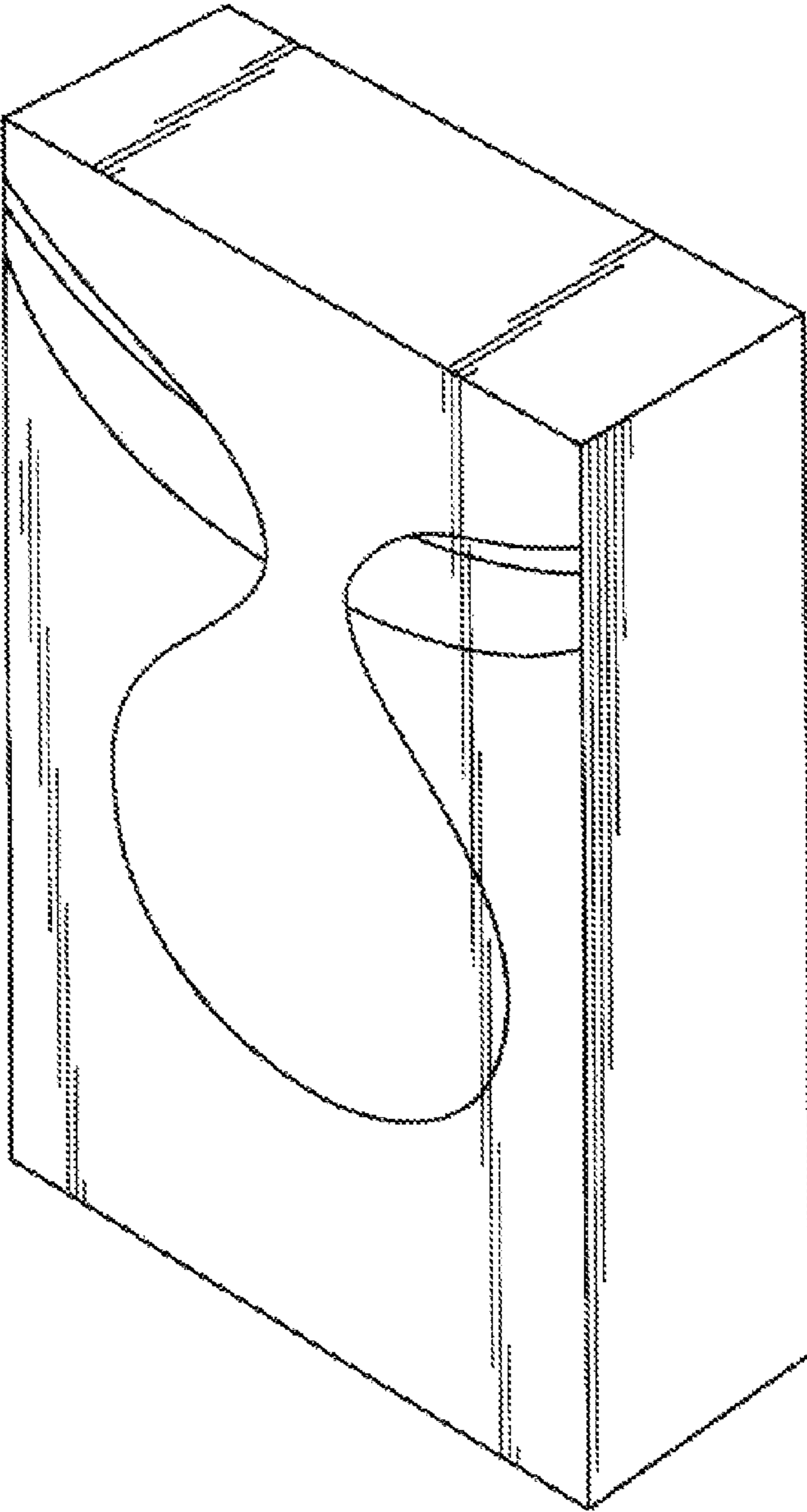


Fig. 1.

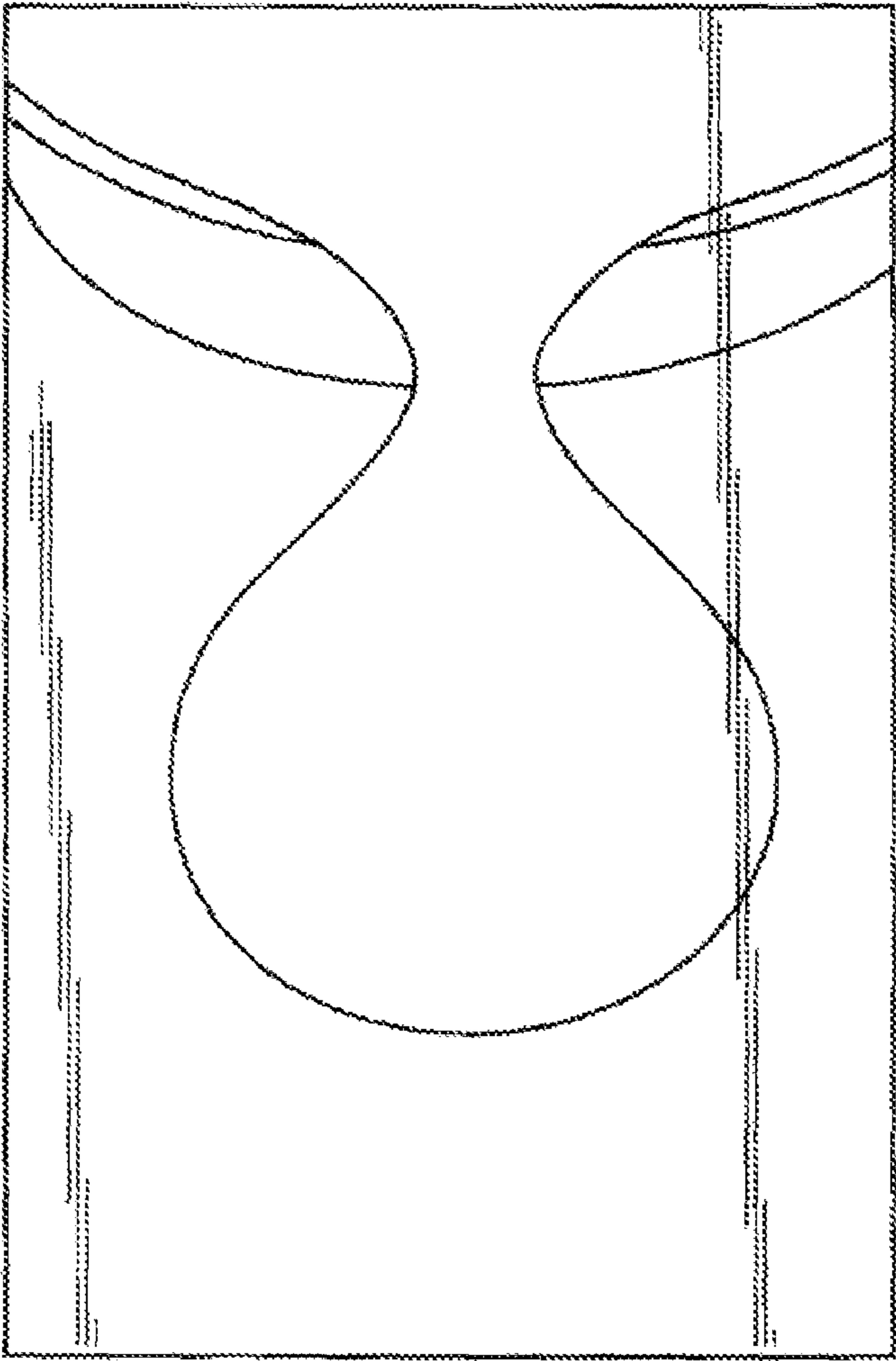


Fig.2.

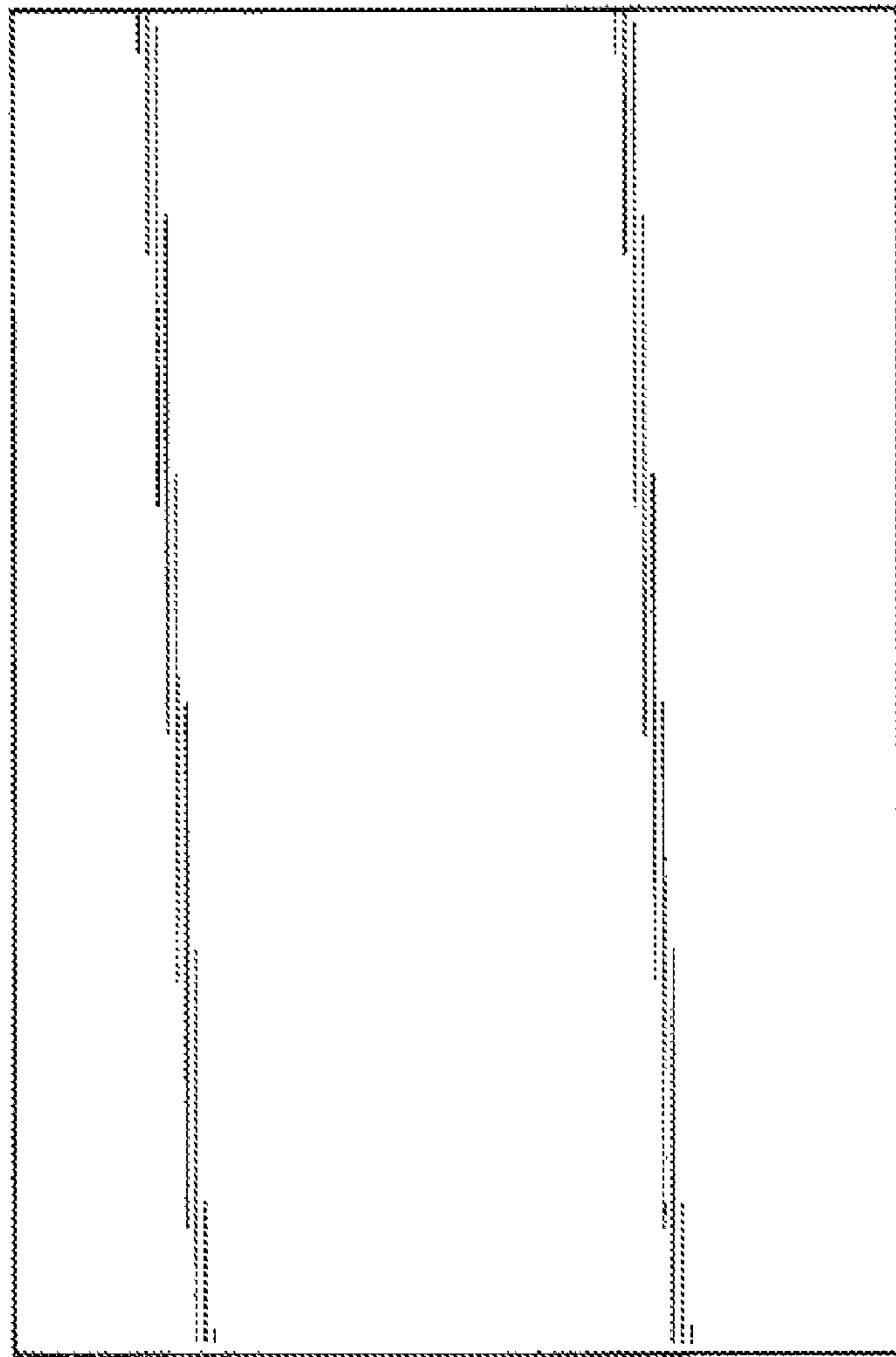


Fig.3.




Fig. 4.

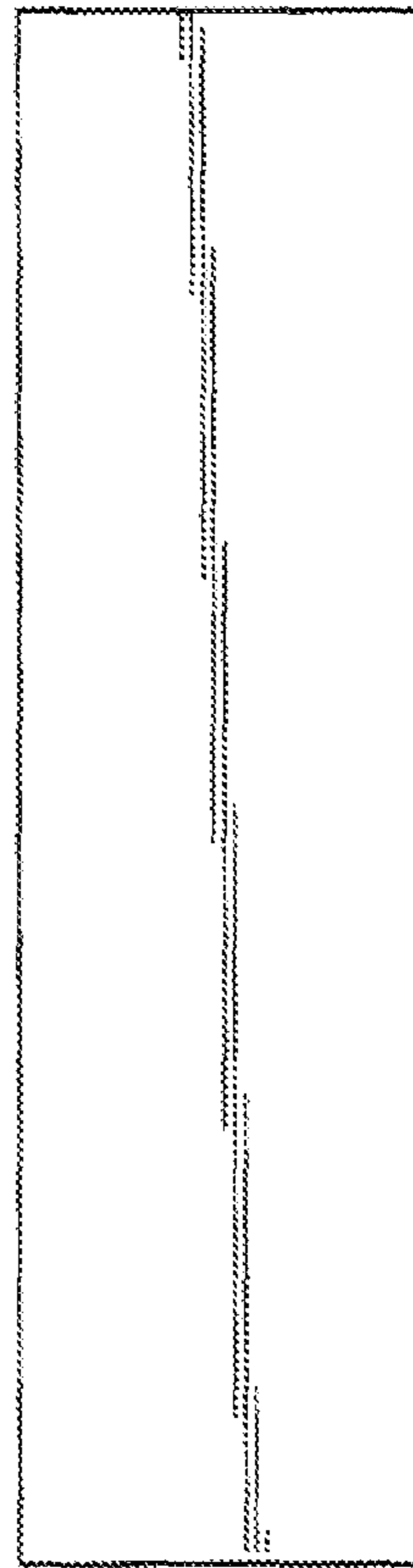


Fig. 5.



Fig. 6.




Fig. 7.