



US00D631323S

(12) **United States Design Patent**
Stevens et al.

(10) **Patent No.:** **US D631,323 S**
(45) **Date of Patent:** **** Jan. 25, 2011**

(54) **LOCK**

(75) Inventors: **Scott B. Stevens**, St. Francis, WI (US);
David Kearns, Hartford, WI (US)

(73) Assignee: **Master Lock Company LLC**, Oak
Creek, WI (US)

(**) Term: **14 Years**

(21) Appl. No.: **29/368,517**

(22) Filed: **Aug. 25, 2010**

Related U.S. Application Data

(62) Division of application No. 29/354,035, filed on Jan.
19, 2010, now Pat. No. Des. 624,389.

(51) **LOC (9) Cl.** **08-07**

(52) **U.S. Cl.** **D8/331; D8/343**

(58) **Field of Classification Search** D8/330,
D8/331, 333, 317, 335, 336, 337, 338, 341,
D8/342, 348, 350, 352; 70/14, 20, 21-24,
70/27, 32, 39, 41, 52-56, 86, 423, 57, DIG. 38,
70/DIG. 39

See application file for complete search history.

(56) **References Cited**

U.S. PATENT DOCUMENTS

4,727,301	A *	2/1988	Fulks et al.	318/468
4,754,626	A	7/1988	Siegel	
D344,011	S	2/1994	Carsello	
D347,564	S	6/1994	Carsello	
D348,602	S	7/1994	Carsello	
D348,821	S	7/1994	Carsello	
D352,888	S	11/1994	Carsello	
D361,488	S	8/1995	Carsello	
D361,489	S	8/1995	Carsello	
D361,706	S	8/1995	Carsello	
D363,872	S	11/1995	Carsello	
D372,417	S	8/1996	Jimenez	

D372,854	S	8/1996	Jimenez	
D373,063	S	8/1996	Carsello	
D373,523	S	9/1996	Carsello	
5,758,529	A *	6/1998	Chhatwal	70/423
D400,777	S	11/1998	Carsello	
D406,056	S	2/1999	Flores et al.	
D406,528	S	3/1999	Flores et al.	
D407,292	S	3/1999	Carsello	

(Continued)

Primary Examiner—Prabhakar Deshmukh
(74) *Attorney, Agent, or Firm*—Calfee, Halter & Griswold
LLP

(57) **CLAIM**

We claim the ornamental design for a lock, as shown and
described.

DESCRIPTION

FIG. 1 is a front perspective view of a lock showing the new
design;

FIG. 2 is a front view of the lock of FIG. 1;

FIG. 3 is a rear view of the lock of FIG. 1;

FIG. 4 is a top view of the lock of FIG. 1;

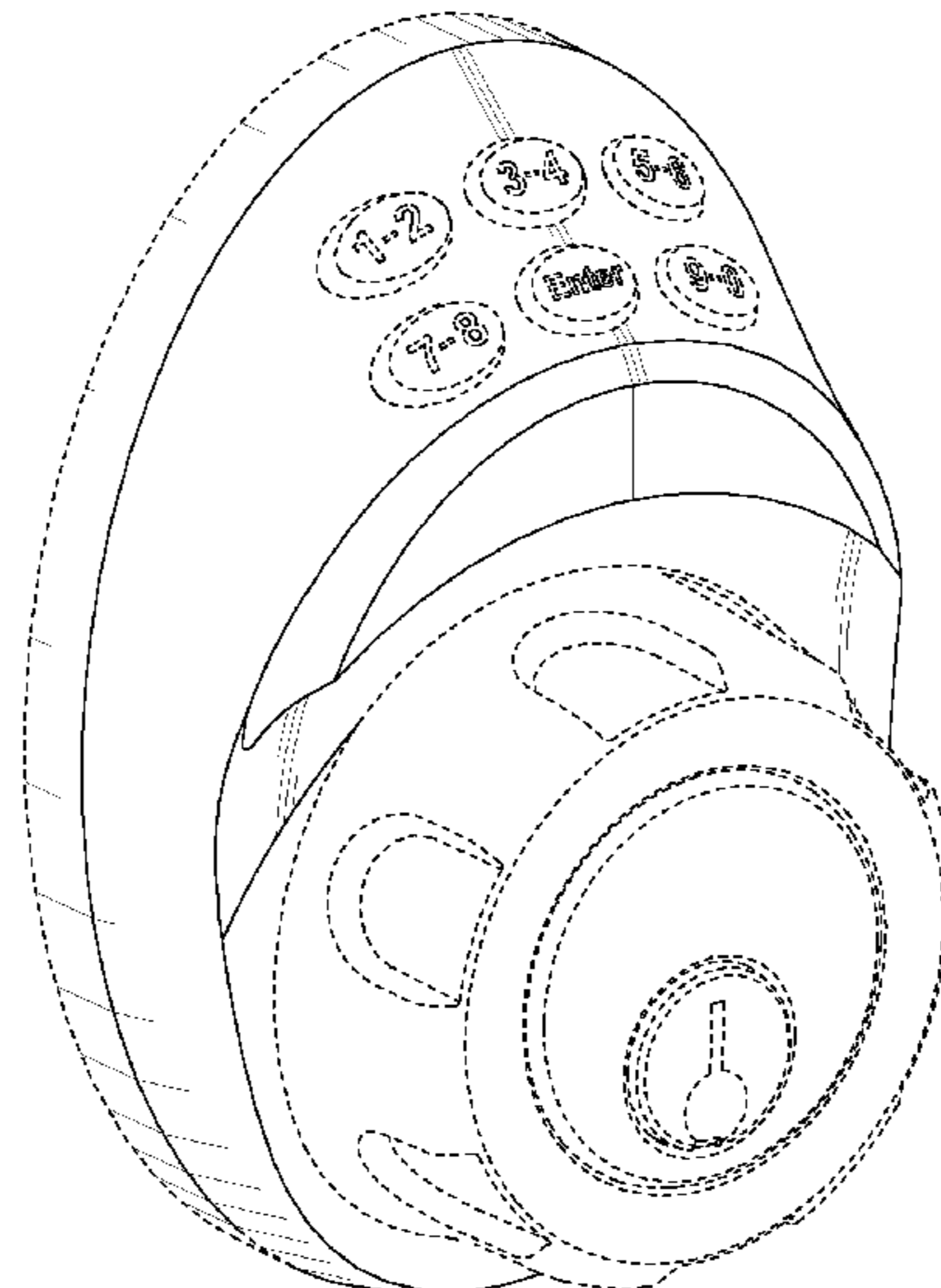
FIG. 5 is a bottom view of the lock of FIG. 1;

FIG. 6 is a left side view of the lock of FIG. 1; and,

FIG. 7 is a right side view of the lock of FIG. 1.

The broken lines, which define the bounds of the claimed
design, form no part thereof. The broken lines environment is
for illustrative purpose only and forms no part of the claimed
design.

1 Claim, 4 Drawing Sheets



US D631,323 S

Page 2

U.S. PATENT DOCUMENTS

5,881,585	A *	3/1999	Kang	70/107	D465,989	S	11/2002	Carsello et al.
D426,452	S	6/2000	McElroy et al.		D467,155	S	12/2002	Underhill et al.
D428,324	S	7/2000	McElroy et al.		D468,836	S	1/2003	McFee
D431,443	S	10/2000	Rodriguez et al.		D472,788	S	4/2003	Zoerner et al.
D433,314	S *	11/2000	Mimlitch et al.	D8/346	D472,794	S	4/2003	LaPlume et al.
D435,423	S	12/2000	Rodriguez et al.		D473,780	S	4/2003	Singtoroj et al.
D436,933	S	1/2001	Armstrong		D484,390	S	12/2003	Abernethy et al.
D437,216	S	2/2001	Saputo et al.		D487,388	S	3/2004	Gundlach et al.
D437,771	S	2/2001	Barnes et al.		6,895,791	B2	5/2005	Alexander et al.
D443,194	S	6/2001	Rodriguez		D510,516	S	10/2005	Magnusson
D443,808	S	6/2001	Adelmeyer		D514,921	S	2/2006	Kosasih
D446,122	S	8/2001	Weinstein et al.		D519,350	S	4/2006	Critelli et al.
D447,927	S	9/2001	LaPlume et al.		D520,331	S	5/2006	Samson et al.
6,298,699	B1	10/2001	Gartner et al.		D520,332	S	5/2006	Samson et al.
D450,558	S	11/2001	Ables		D524,630	S	7/2006	Veltz
D452,131	S	12/2001	Rodriguez		D525,512	S	7/2006	Veltz
D453,897	S	2/2002	LaPlume et al.		D525,516	S	7/2006	Veltz
D453,898	S	2/2002	Barnes et al.		D525,519	S *	7/2006	Van Handel et al. D8/343
D453,899	S	2/2002	LaPlume et al.		D537,702	S	3/2007	Roberts, III
D454,049	S	3/2002	LaPlume et al.		D540,140	S	4/2007	Soriano et al.
D457,048	S	5/2002	Zoerner et al.		D540,147	S	4/2007	Singtoroj
D457,049	S	5/2002	Zoerner et al.		D541,620	S	5/2007	Roberts, III
D458,829	S	6/2002	Zoerner		D541,621	S	5/2007	Schneider
D458,839	S	6/2002	Weinstein et al.		D542,115	S	5/2007	Hanna et al.
D461,700	S	8/2002	Meredith		D543,435	S	5/2007	Roberts, III
D463,968	S	10/2002	LaPlume et al.		D545,169	S	6/2007	Kosasih
D464,565	S	10/2002	Weinstein et al.		D547,830	S	7/2007	Veltz et al.
D464,877	S	10/2002	Weinstein et al.		D552,961	S	10/2007	Roberts
					D594,311	S	6/2009	Stevens

* cited by examiner

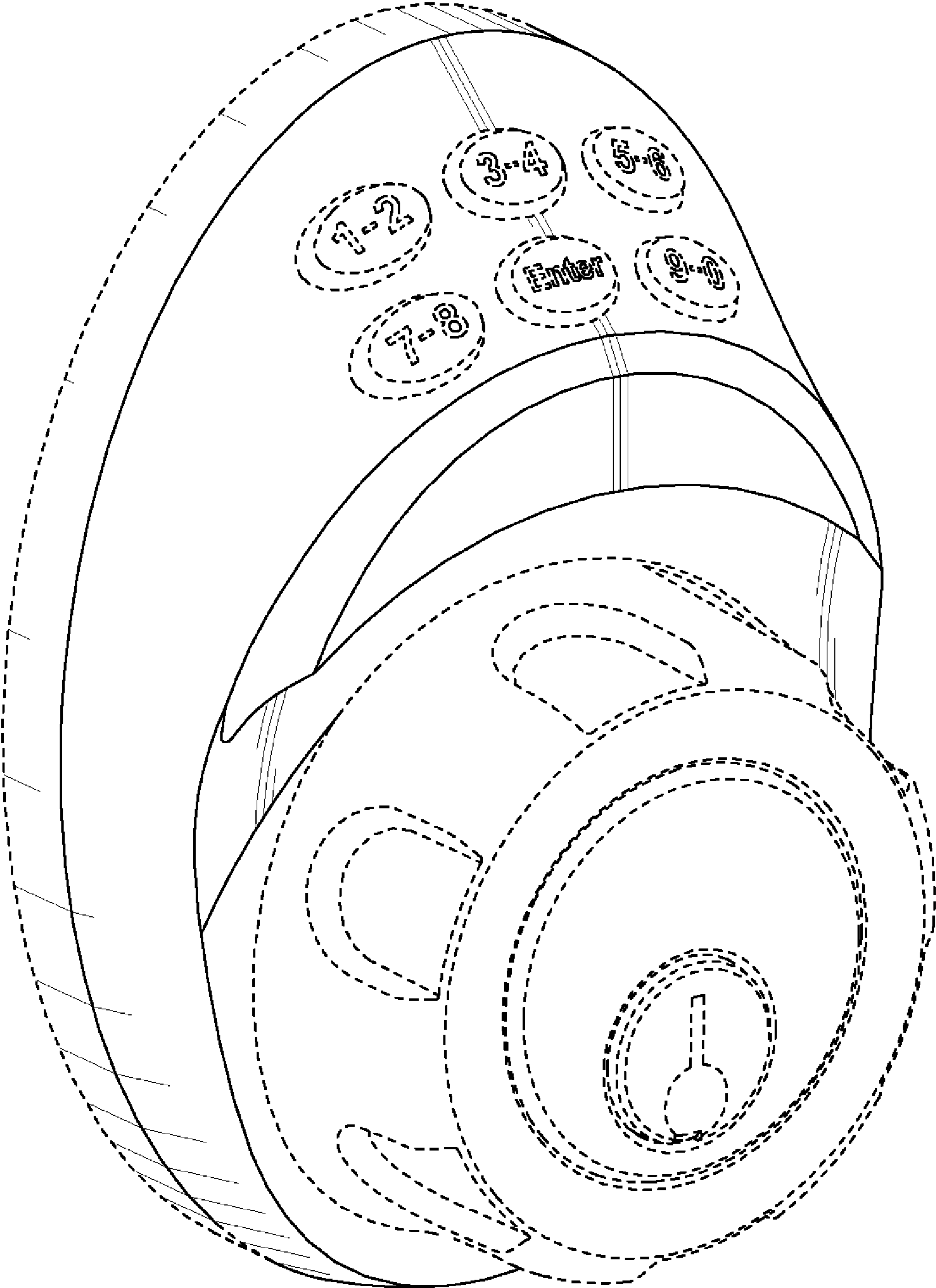


FIG. 1

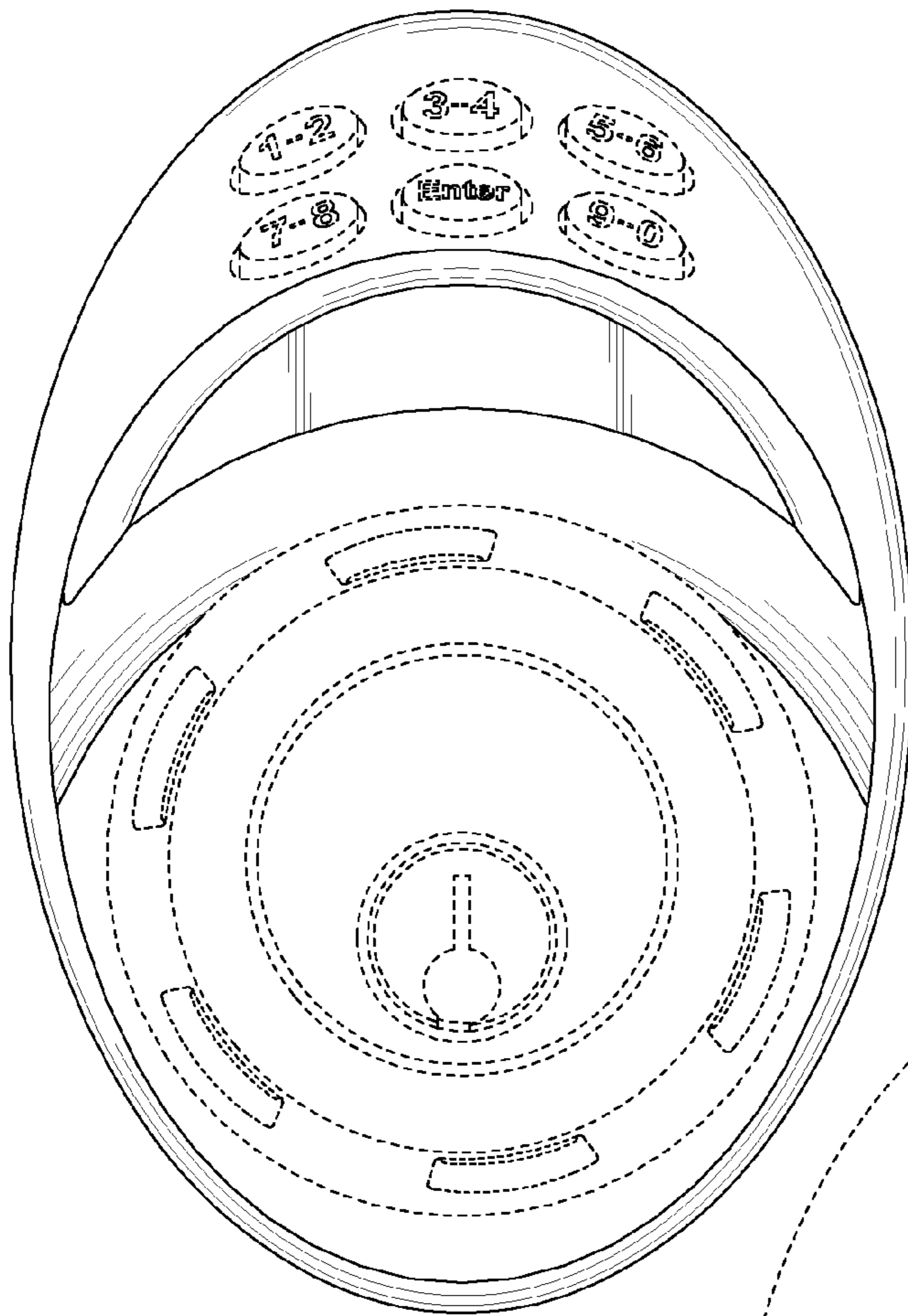


FIG. 2




FIG. 3

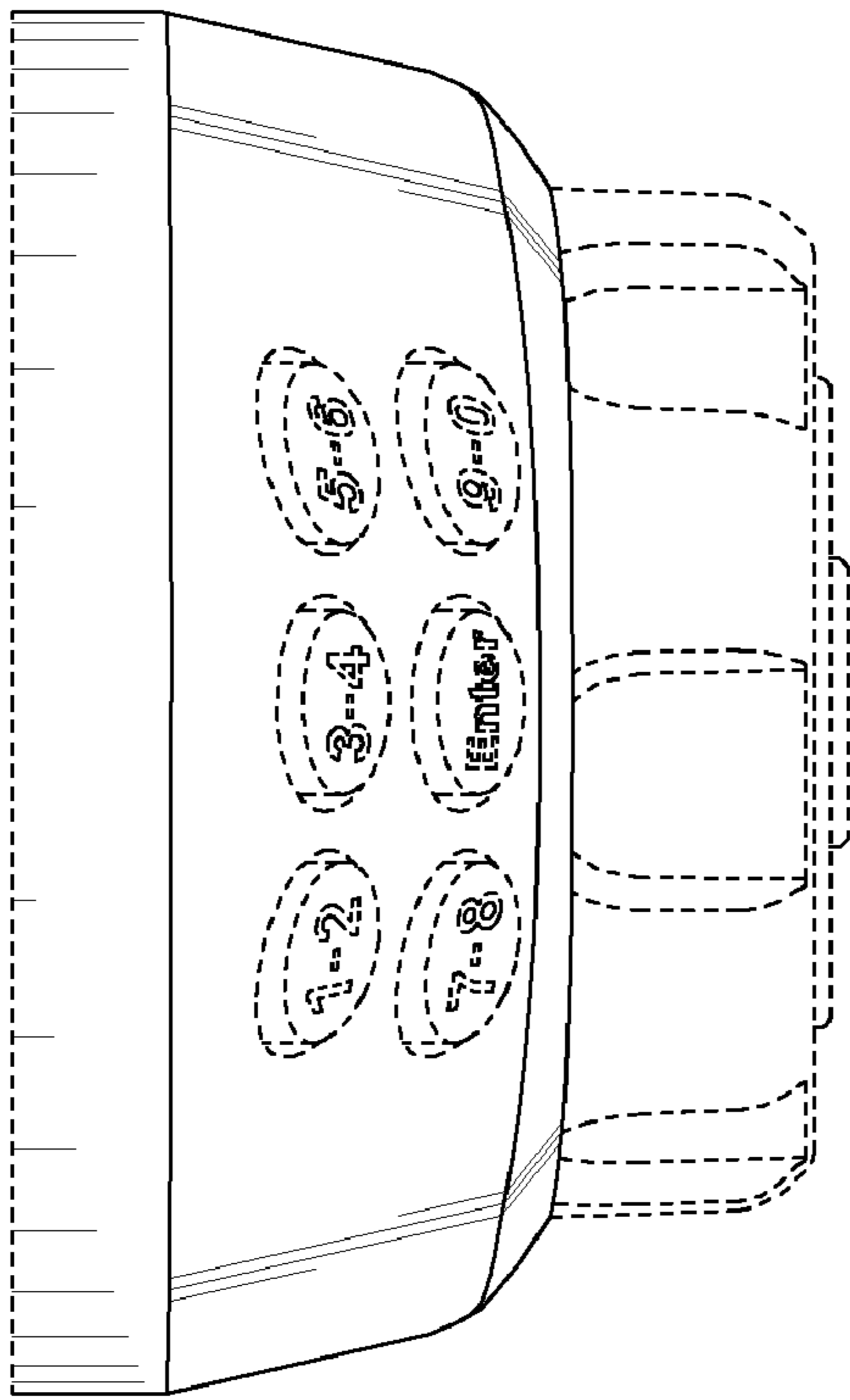


FIG. 4

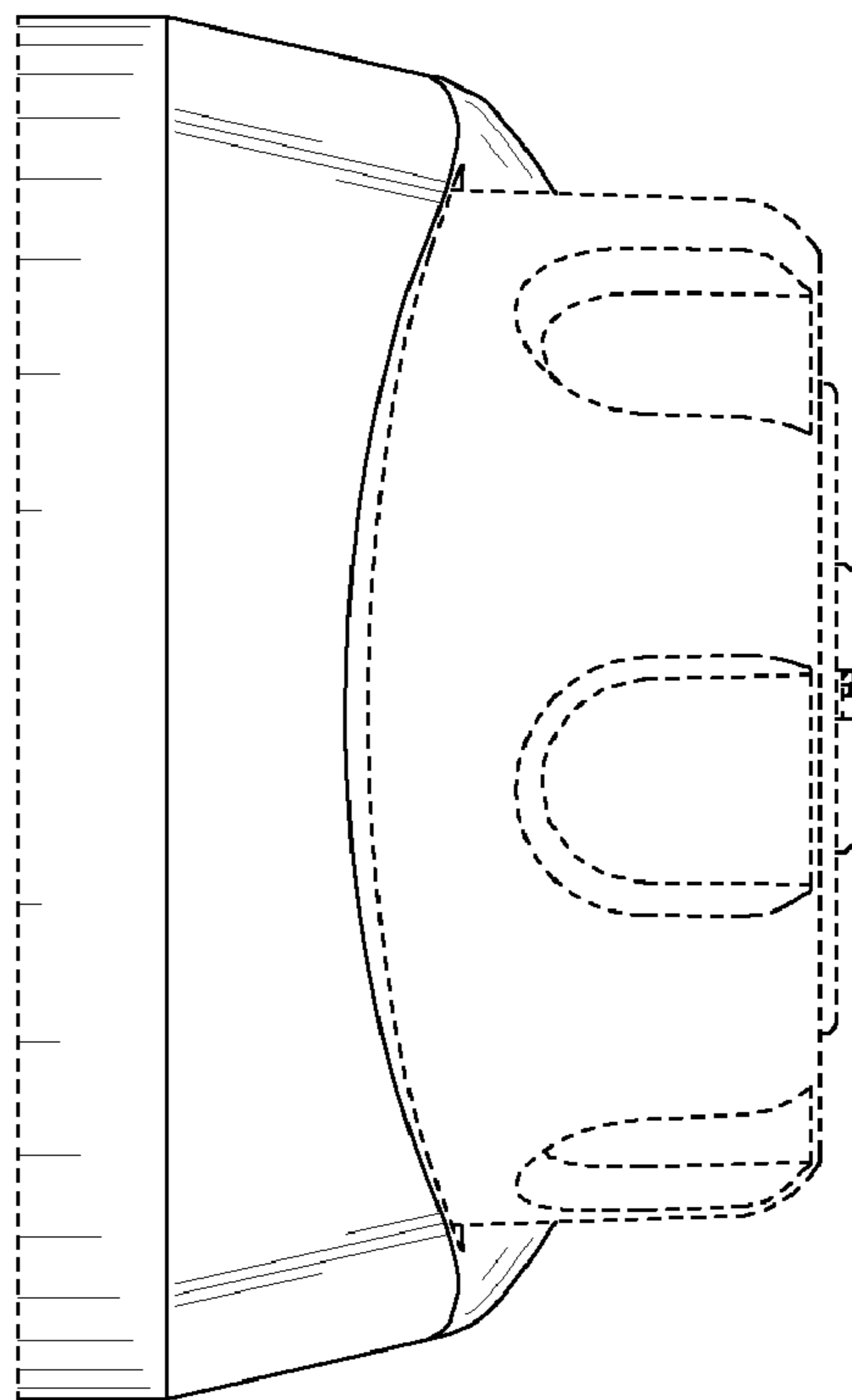


FIG. 5

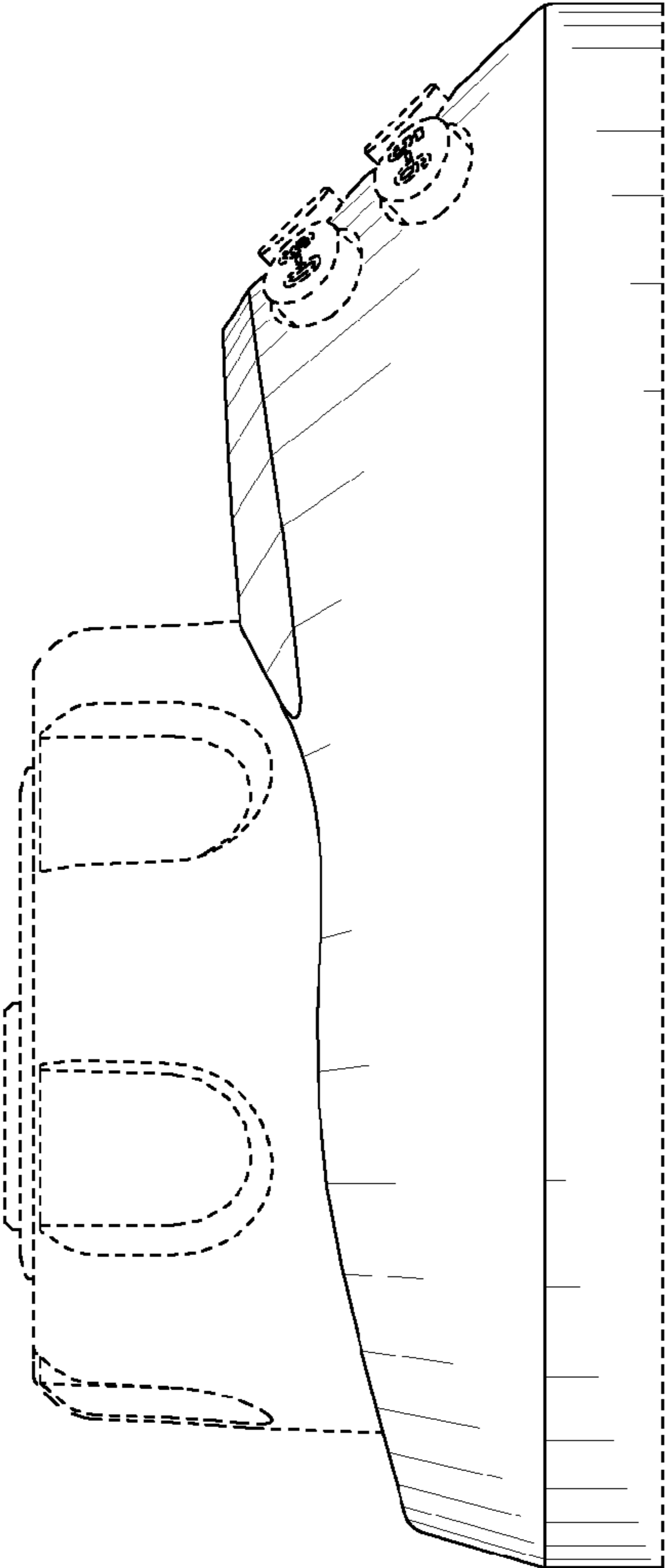


FIG. 6

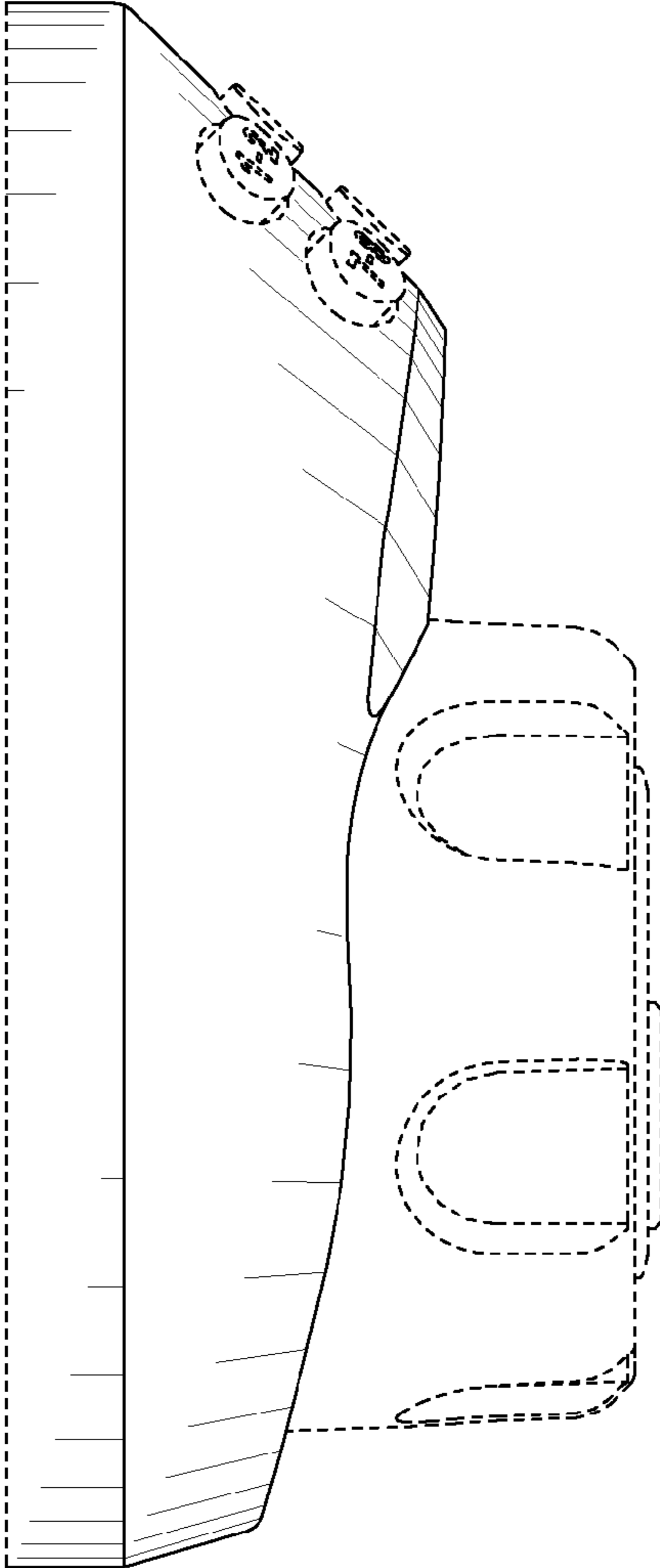


FIG. 7