



US00D631320S

(12) **United States Design Patent**  
**Crookston**

(10) **Patent No.:** **US D631,320 S**

(45) **Date of Patent:** **\*\* Jan. 25, 2011**

(54) **ROOFING TOOL**

2010/0223735 A1\* 9/2010 Crookston ..... 7/170

(75) Inventor: **Matthew J. Crookston**, Stow, OH (US)

(73) Assignee: **AJC Tools & Equipment**, Hudson, OH (US)

(\*\*) Term: **14 Years**

(21) Appl. No.: **29/336,691**

(22) Filed: **May 7, 2009**

(51) **LOC (9) Cl.** ..... **08-05**

(52) **U.S. Cl.** ..... **D8/89**

(58) **Field of Classification Search** ..... D8/14,  
D8/47, 88-89; D19/35, 41, 45; 81/45, 488;  
172/381; 7/170

See application file for complete search history.

(56) **References Cited**

**U.S. PATENT DOCUMENTS**

2,495,342	A *	1/1950	Moore	.....	401/84
2,772,662	A *	12/1956	Tamalunas	.....	401/84
3,456,737	A *	7/1969	Rhyme	.....	172/381
3,678,521	A *	7/1972	Andrews et al.	.....	7/138
D356,409	S *	3/1995	Kanaskie	.....	D32/49
5,564,175	A *	10/1996	Nejad	.....	29/235
6,003,914	A *	12/1999	Brisbin	.....	294/26
6,308,934	B1 *	10/2001	Gallo	.....	254/25
D475,258	S *	6/2003	Wilson	.....	D8/14
D552,952	S	10/2007	Horner et al.		
7,588,523	B2 *	9/2009	Horner et al.	.....	492/13

**OTHER PUBLICATIONS**

Everhard, Inspector's Seam Tester, Online Brochure, <http://www.everhardroofingtools.com/Main/Images/Insp-seam-tester.pdf>, 1 page, 2008.

Everhard, Roll-N-Chek(TM) Seam Roller, Online Brochure, <http://www.everhardroofingtools.com/Main/Images/Rollnchek.pdf>, 1 page, 2008.

\* cited by examiner

*Primary Examiner*—Adir Aronovich

*Assistant Examiner*—Roselynn Cody

(74) *Attorney, Agent, or Firm*—Hahn Loeser & Parks LLP; Jason R. Strobel

(57) **CLAIM**

The ornamental design for a roofing tool, as shown and described.

**DESCRIPTION**

FIG. 1 is a side elevation view of a roofing tool;

FIG. 2 is an elevation view of the reverse side thereof;

FIG. 3 is a front elevation view thereof;

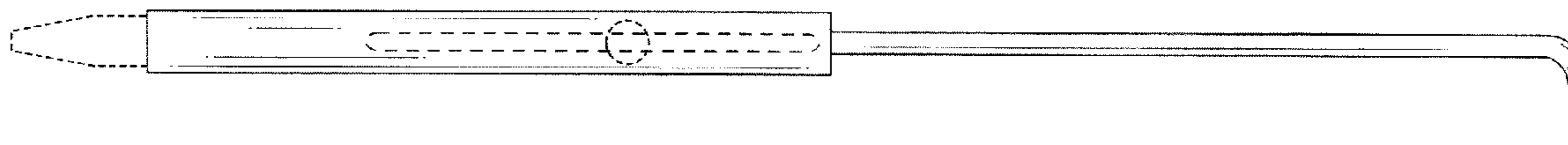
FIG. 4 is a rear elevation view thereof;

FIG. 5 is an end view thereof; and,

FIG. 6 is a fragmentary view showing the second end thereof.

The broken lines in the figures illustrate portions of the design that form no part of the claim.

**1 Claim, 3 Drawing Sheets**



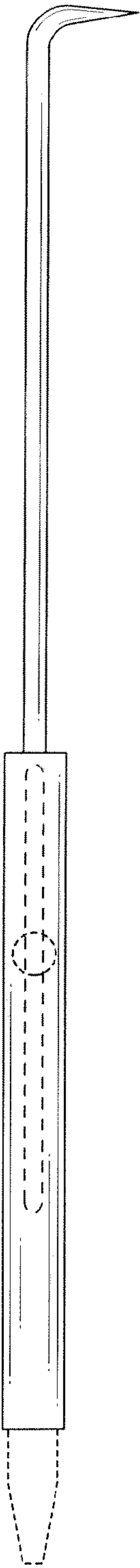


FIG. 1

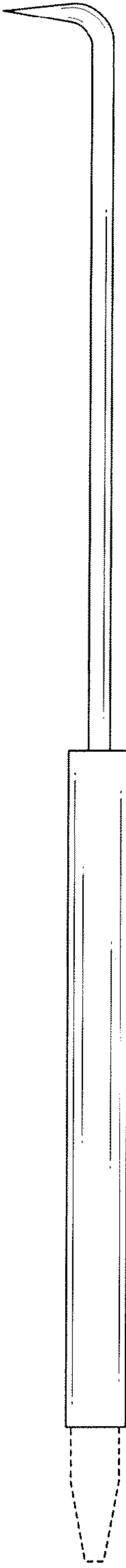


FIG. 2



FIG. 3

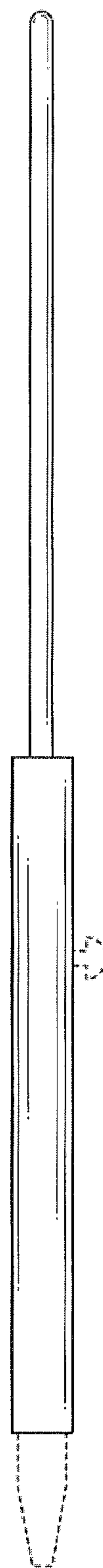


FIG. 4

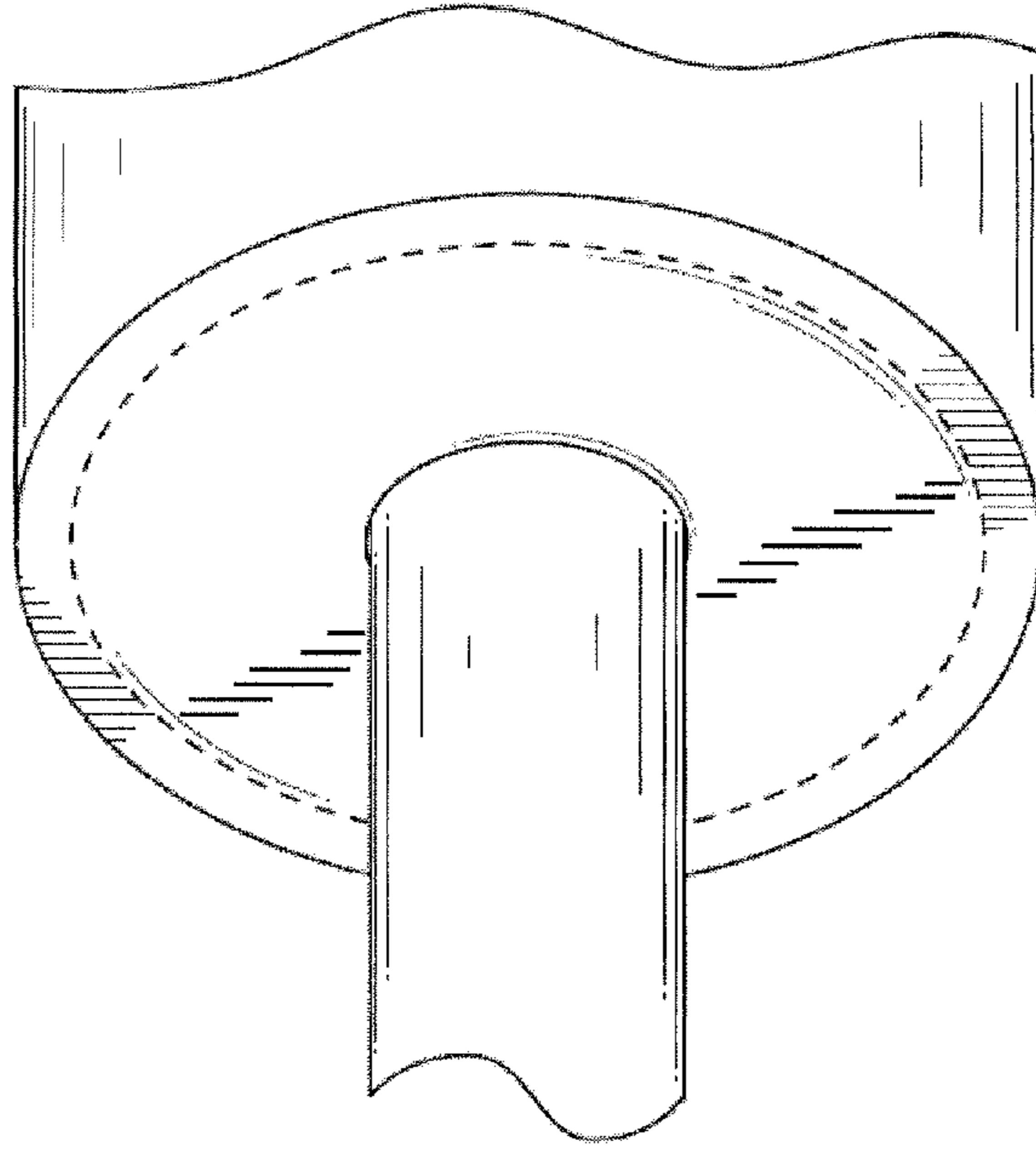


FIG. 6

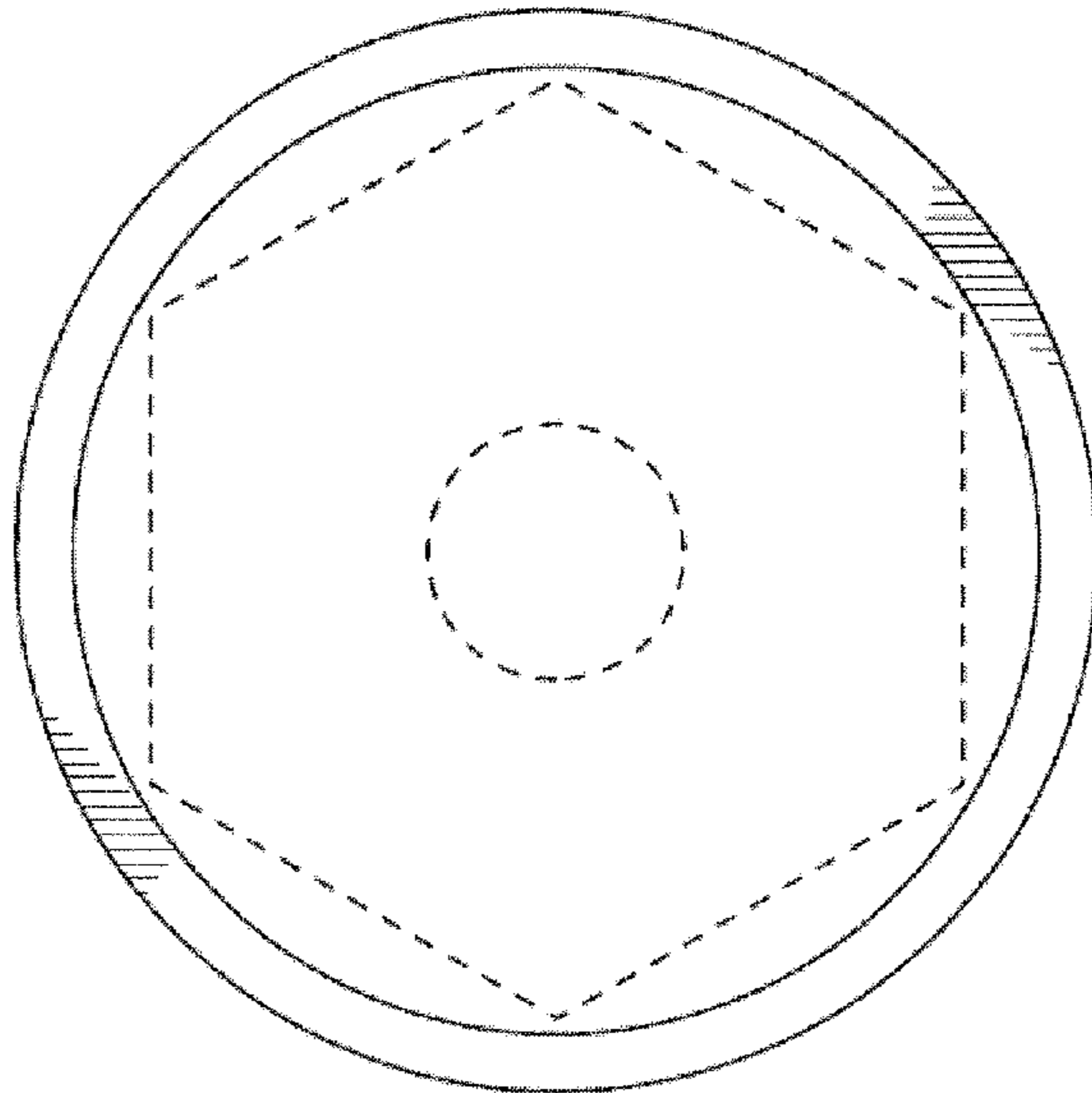


FIG. 5