



US00D631319S

(12) **United States Design Patent**
Davis

(10) **Patent No.:** **US D631,319 S**
(45) **Date of Patent:** **** Jan. 25, 2011**

(54) **STAKE PULLER**

(76) Inventor: **Wade Davis**, 300 E. Fork Rd., Williams,
OR (US) 97544

(**) Term: **14 Years**

(21) Appl. No.: **29/345,397**

(22) Filed: **Oct. 15, 2009**

(51) **LOC (9) Cl.** **08-05**

(52) **U.S. Cl.** **D8/88**

(58) **Field of Classification Search** D8/14,
D8/16, 88-89; D22/199; 81/45, 488
See application file for complete search history.

(56) **References Cited**

U.S. PATENT DOCUMENTS

1,641,252	A *	9/1927	Dickey	81/125
4,627,141	A *	12/1986	Teske	29/275
D345,681	S *	4/1994	Bruzzi	D8/14
D410,178	S *	5/1999	Clayson	D8/14
D416,178	S *	11/1999	Moore et al.	D8/16
D419,848	S *	2/2000	Kirby	D8/89
D439,490	S *	3/2001	Bagley	D8/89
6,409,152	B1 *	6/2002	Bagley	254/18
6,920,807	B2 *	7/2005	Bond	81/45
D511,287	S *	11/2005	Lake	D8/89
D513,954	S *	1/2006	Richards	D8/88

D530,576	S *	10/2006	Levan	D8/14
D532,661	S *	11/2006	Wood	D8/14
D540,631	S *	4/2007	Bryant	D8/14
D578,363	S *	10/2008	Cacciacarne	D8/27
D619,199	S *	7/2010	Purcell	D22/199

* cited by examiner

Primary Examiner—Philip S Hyder
Assistant Examiner—Roselyne Cody
(74) *Attorney, Agent, or Firm*—Jerry Haynes Law

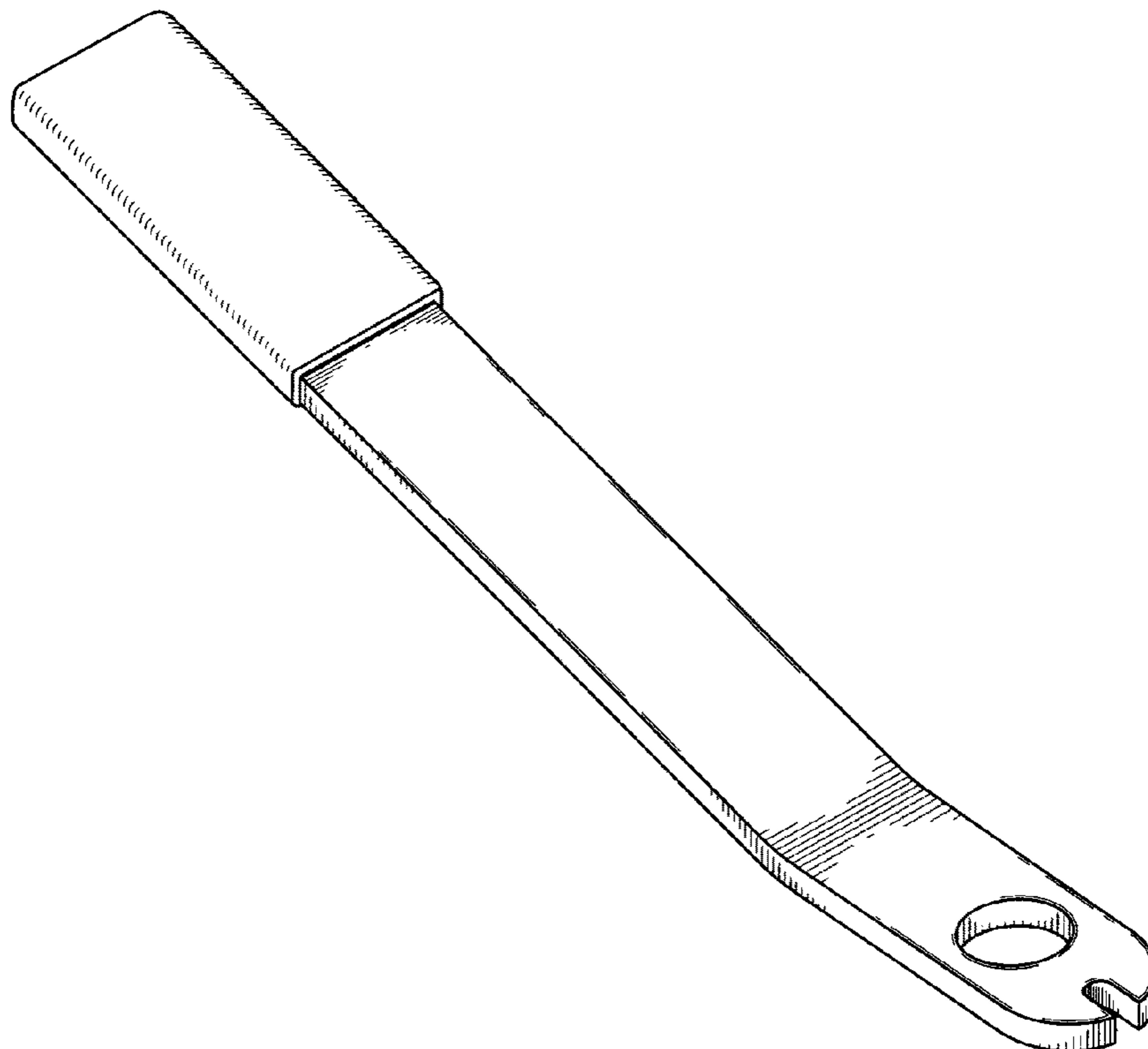
(57) **CLAIM**

The ornamental design for a stake puller, as shown and described.

DESCRIPTION

FIG. 1 is a front perspective view of a stake puller showing my new design;
FIG. 2 is a left side view thereof;
FIG. 3 is a right side view thereof;
FIG. 4 is a top view thereof;
FIG. 5 is a bottom thereof;
FIG. 6 is a front view; and,
FIG. 7 is a rear view thereof.

1 Claim, 2 Drawing Sheets



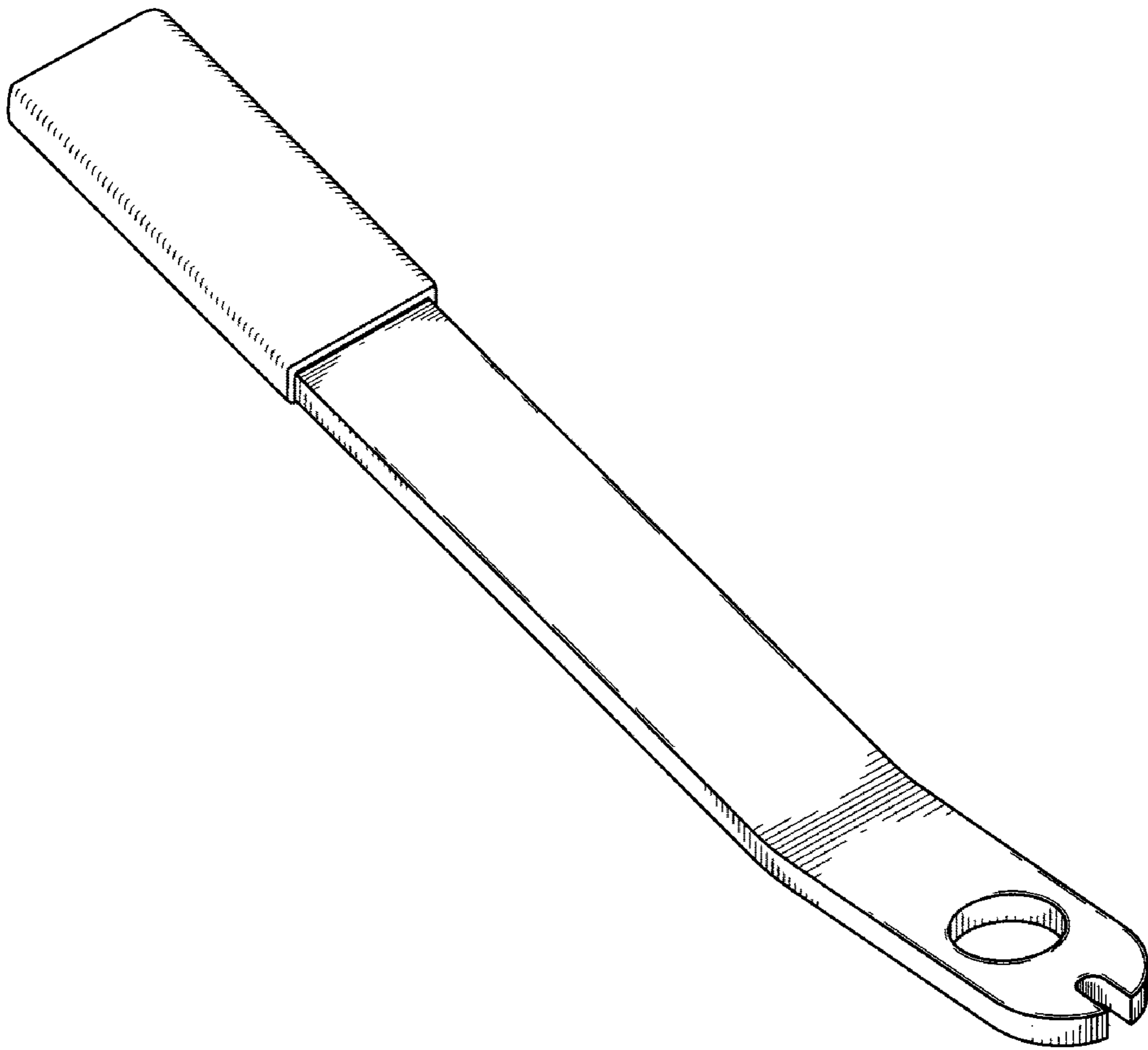


FIG. 1




FIG. 2




FIG. 3

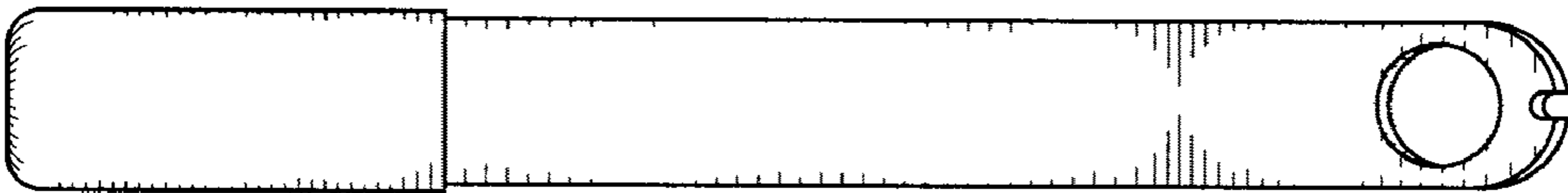


FIG. 4




FIG. 5



FIG. 6



FIG. 7