



US00D631315S

(12) **United States Design Patent**
Xue et al.

(10) **Patent No.:** **US D631,315 S**
(45) **Date of Patent:** **** Jan. 25, 2011**

(54) **PORTABLE ELECTRIC DRILL**

(75) Inventors: **Ben Xue**, Jiangsu (CN); **Xin Bing Li**,
Jiangsu (CN); **Naohiro Hayakawa**, Anjo
(JP)

(73) Assignee: **Makita Corporation**, Anjo-shi (JP)

(**) Term: **14 Years**

(21) Appl. No.: **29/358,420**

(22) Filed: **Mar. 26, 2010**

(30) **Foreign Application Priority Data**

Nov. 9, 2009 (JP) 2009-026091

(51) **LOC (9) Cl.** **08-01**

(52) **U.S. Cl.** **D8/67**

(58) **Field of Classification Search** D8/14.1,
D8/61-70; 81/429, 454-456, 469, 489; 173/104,
173/114, 168-171, 178, 201, 211, 213, 217,
173/210; 408/20, 124, 125, 234; 388/809
See application file for complete search history.

(56) **References Cited**

U.S. PATENT DOCUMENTS

D287,814 S	1/1987	Hiraishi et al.	
D310,936 S *	10/1990	Saito et al.	D8/67
D431,766 S *	10/2000	Zurwelle	D8/67
D442,452 S *	5/2001	Stirm et al.	D8/67
D447,032 S *	8/2001	Schoen et al.	D8/67
D447,677 S *	9/2001	Stirm	D8/69
D494,033 S	8/2004	Thomas et al.	
D520,833 S *	5/2006	Andriolo	D8/68
D527,601 S *	9/2006	Stirm	D8/69

D559,059 S *	1/2008	Concari	D8/68
D593,827 S *	6/2009	Miller et al.	D8/67
D594,304 S *	6/2009	Aglassinger	D8/67
D602,322 S *	10/2009	Chu	D8/67
D606,377 S *	12/2009	Ho	D8/69
D615,838 S *	5/2010	Aglassinger	D8/69
2009/0188692 A1 *	7/2009	Hahn et al.	173/210

OTHER PUBLICATIONS

Japanese Office Action issued in Design Application No. 2009-026091; Mailed on Mar. 10, 2010 (with Translation).

* cited by examiner

Primary Examiner—Austin Murphy

(74) *Attorney, Agent, or Firm*—Oliff & Berridge, PLC

(57) **CLAIM**

The ornamental design for a portable electric drill, as shown and described.

DESCRIPTION

FIG. 1 is a perspective view of a portable electric drill showing our new design;

FIG. 2 is a front elevation view thereof;

FIG. 3 is a rear elevation view thereof;

FIG. 4 is a left side elevation view thereof;

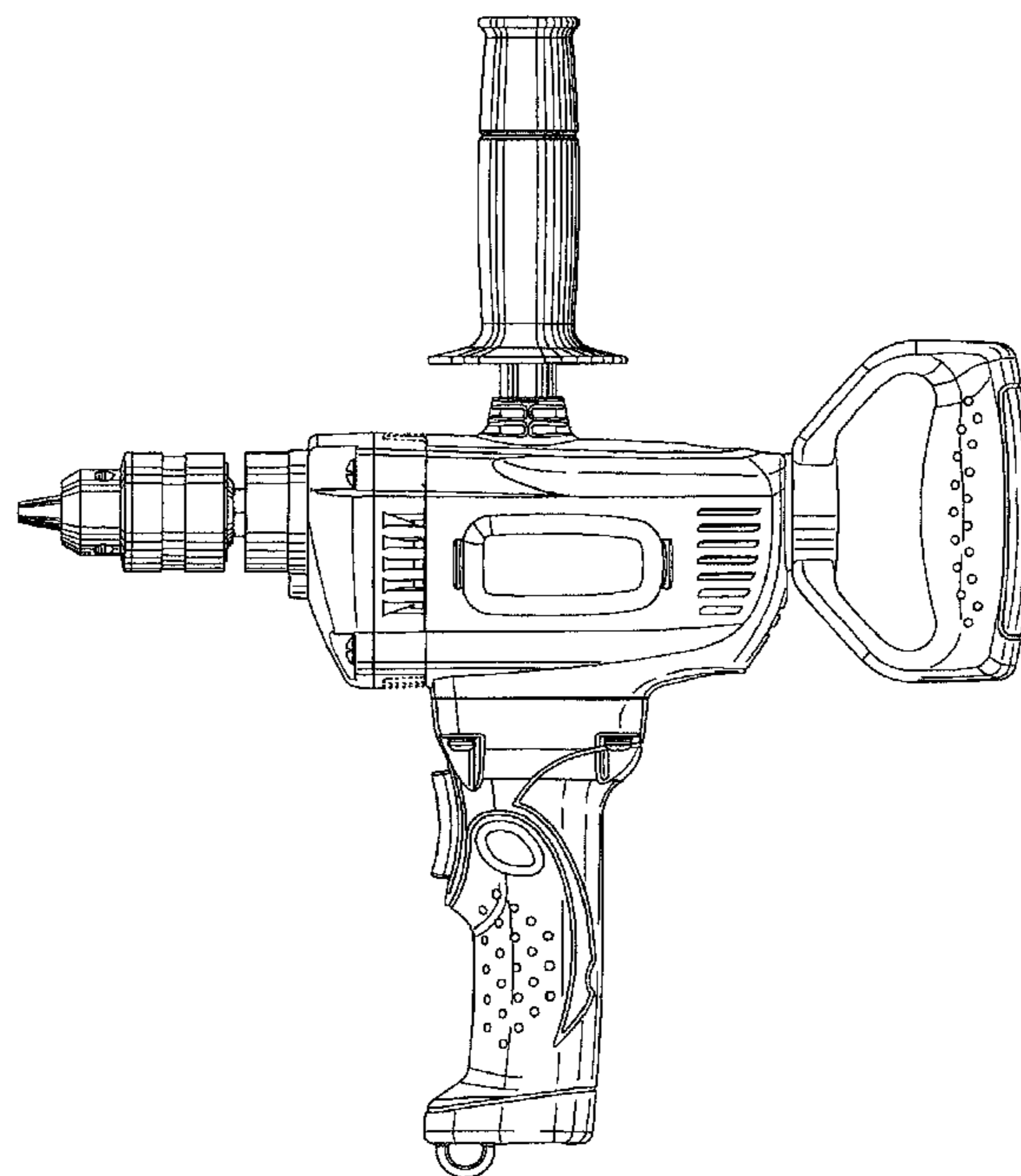
FIG. 5 is a right side elevation view thereof;

FIG. 6 is a top plan view thereof; and,

FIG. 7 is a bottom plan view thereof.

The broken lines shown in the drawings represent unclaimed portions of the portable electric drill and form no part of the claimed design.

1 Claim, 5 Drawing Sheets



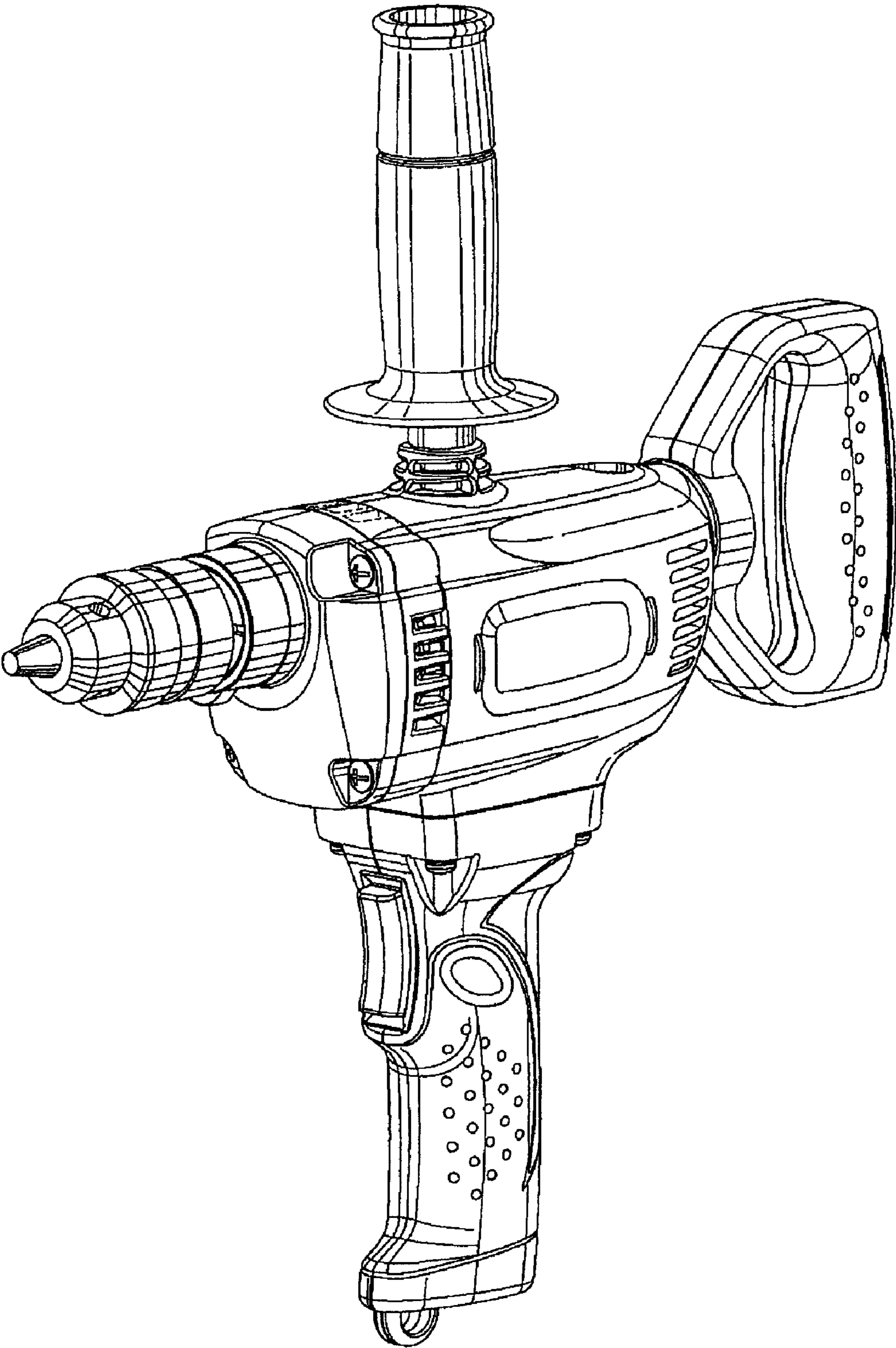


FIG. 1

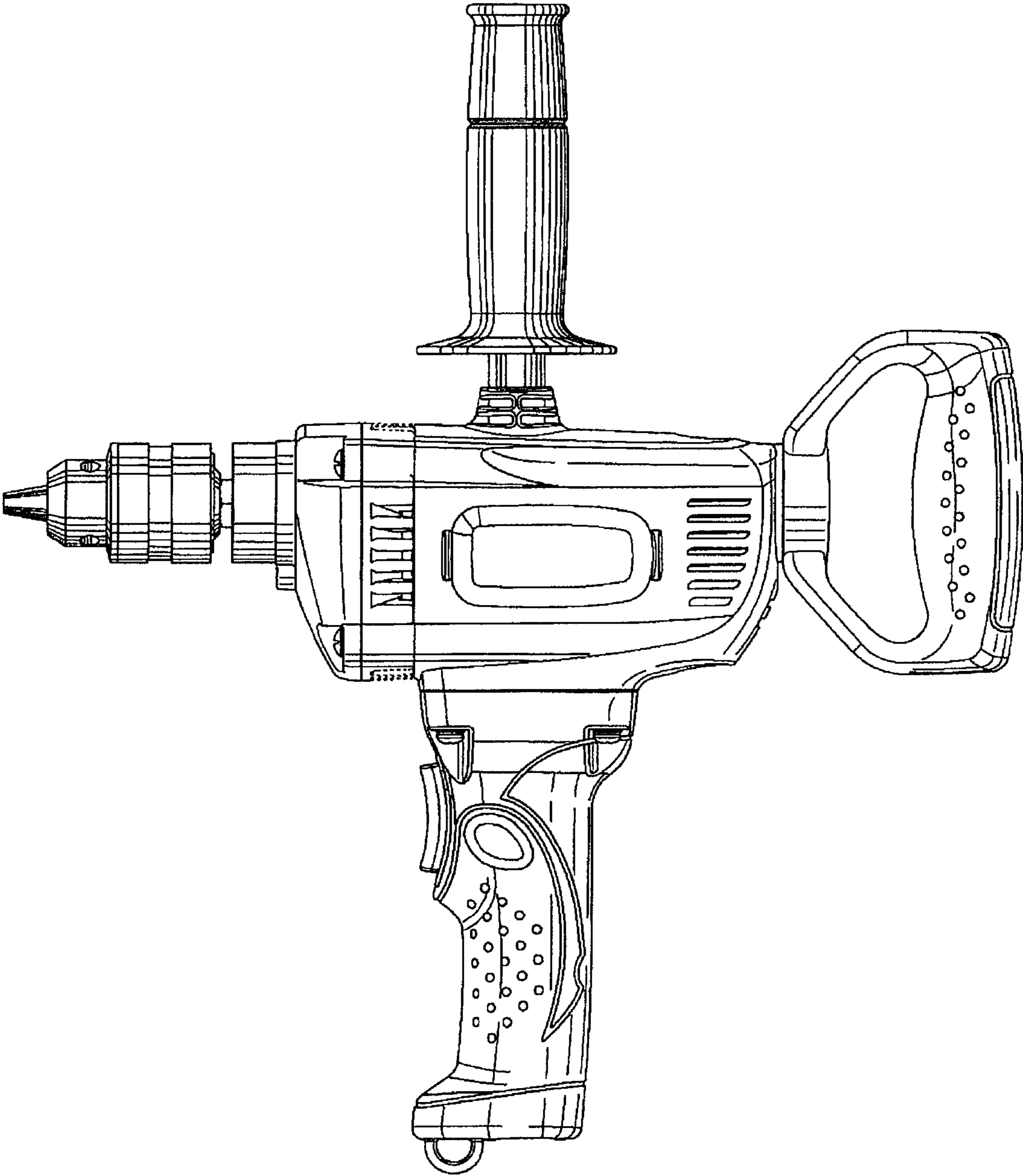


FIG. 2

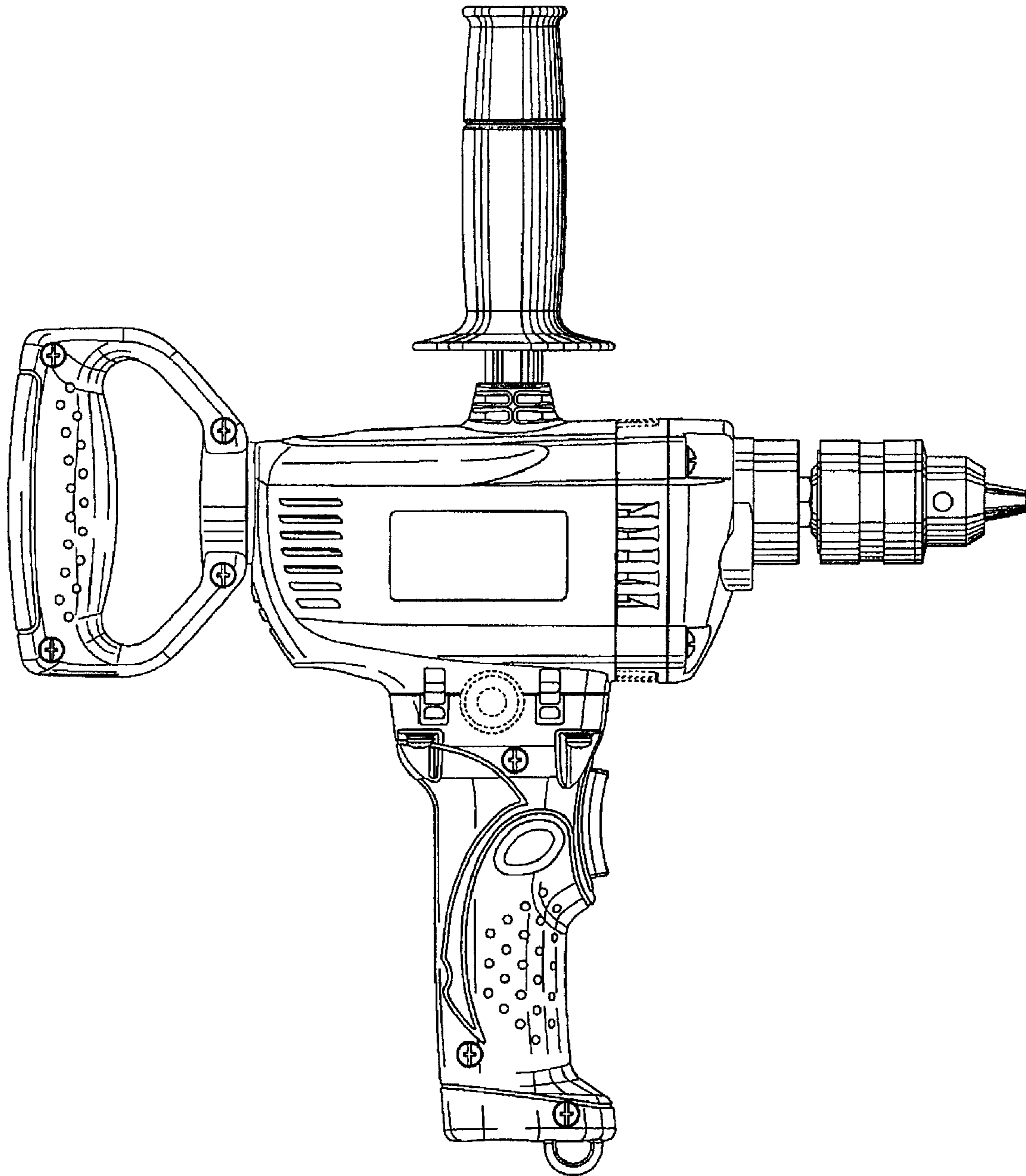


FIG. 3

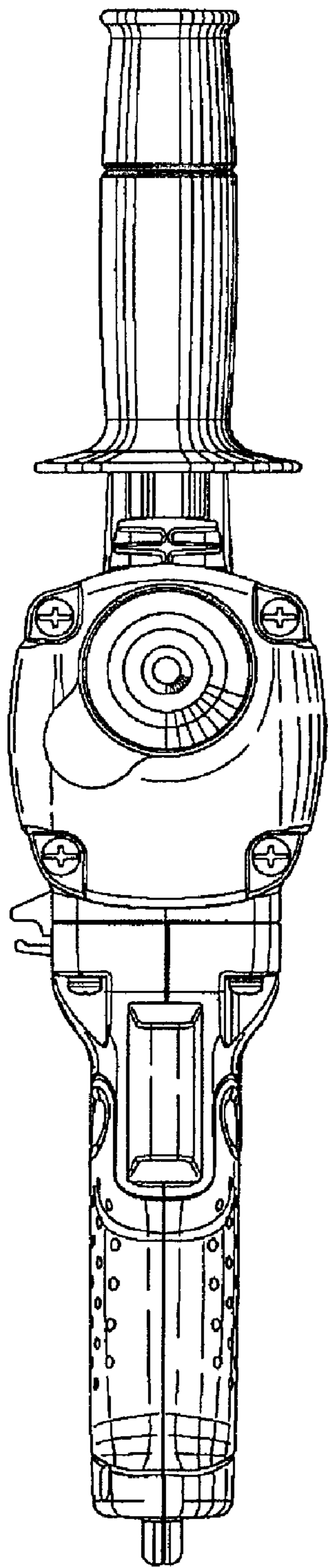


FIG. 4

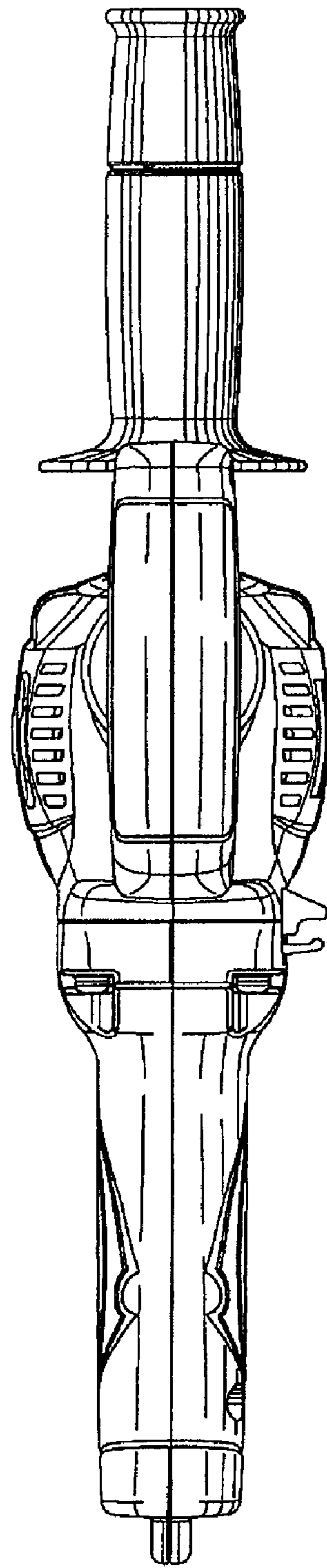


FIG. 5

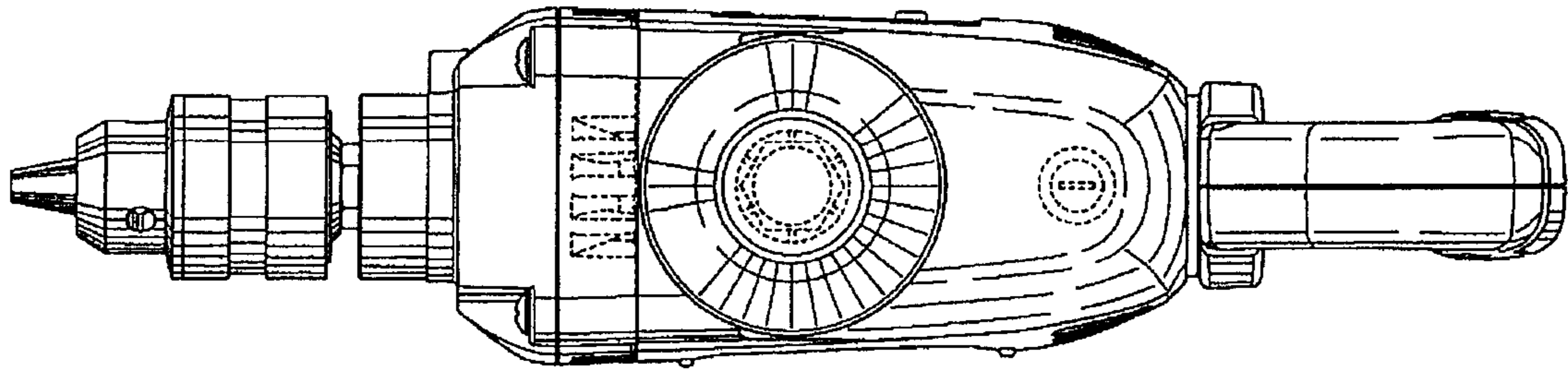


FIG. 6

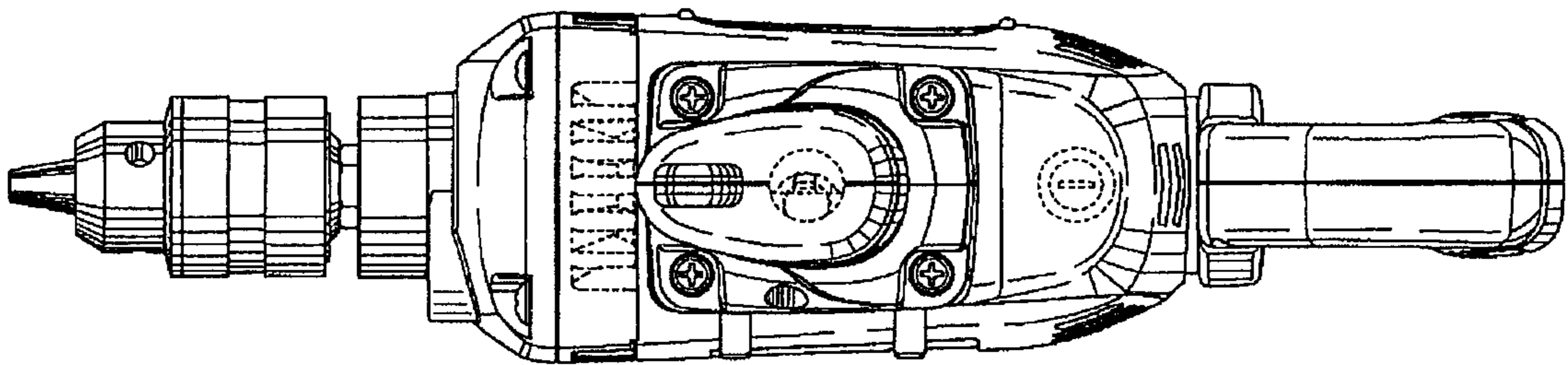


FIG. 7