

US00D631313S

(12) **United States Design Patent**  
**Peterson et al.**

(10) **Patent No.:** **US D631,313 S**  
(45) **Date of Patent:** **\*\* Jan. 25, 2011**

(54) **SCISSORS**

(75) Inventors: **Michael E. Peterson**, Fairfield, CT (US); **Stuart David Farnworth**, Westport, CT (US); **Man For Ma**, New Territories (CN)

(73) Assignee: **Acme United Corporation**, Fairfield, CT (US)

(\*\*) Term: **14 Years**

(21) Appl. No.: **29/349,780**

(22) Filed: **Apr. 30, 2010**

(51) **LOC (9) Cl.** ..... **08-03**

(52) **U.S. Cl.** ..... **D8/57**

(58) **Field of Classification Search** ..... D8/4,  
D8/5, 51-58, 105, 107; D21/532; D28/44,  
D28/57; 7/135, 136; 30/131, 195, 229, 194,  
30/230-235, 268, 350, 254-258

See application file for complete search history.

(56) **References Cited**

**U.S. PATENT DOCUMENTS**

D337,036 S *	7/1993	Williams	.....	D8/57
D392,168 S *	3/1998	Jacquet	.....	D8/57
D392,169 S *	3/1998	Jacquet	.....	D8/57
D421,375 S *	3/2000	Carlson et al.	.....	D8/57
D436,816 S *	1/2001	Lo	.....	D8/57
D443,490 S *	6/2001	Bornancini	.....	D8/57

D446,099 S *	8/2001	Pia	.....	D8/57
D450,554 S *	11/2001	Stokes	.....	D8/57
D455,942 S *	4/2002	Gstalter	.....	D8/57
6,493,947 B2 *	12/2002	Stokes	.....	30/341
D503,880 S *	4/2005	McLean	.....	D8/107
D514,908 S *	2/2006	McLean	.....	D8/57
D521,830 S *	5/2006	Brady et al.	.....	D8/57
7,096,586 B2 *	8/2006	Carpenter et al.	.....	30/146
D532,268 S *	11/2006	McLean	.....	D8/57
D543,817 S *	6/2007	McLean	.....	D8/57
2006/0123634 A1 *	6/2006	Peterson et al.	.....	30/232

\* cited by examiner

*Primary Examiner*—Cathron C Brooks  
*Assistant Examiner*—Deanna Fluegeman  
(74) *Attorney, Agent, or Firm*—Alix, Yale & Ristas, LLP

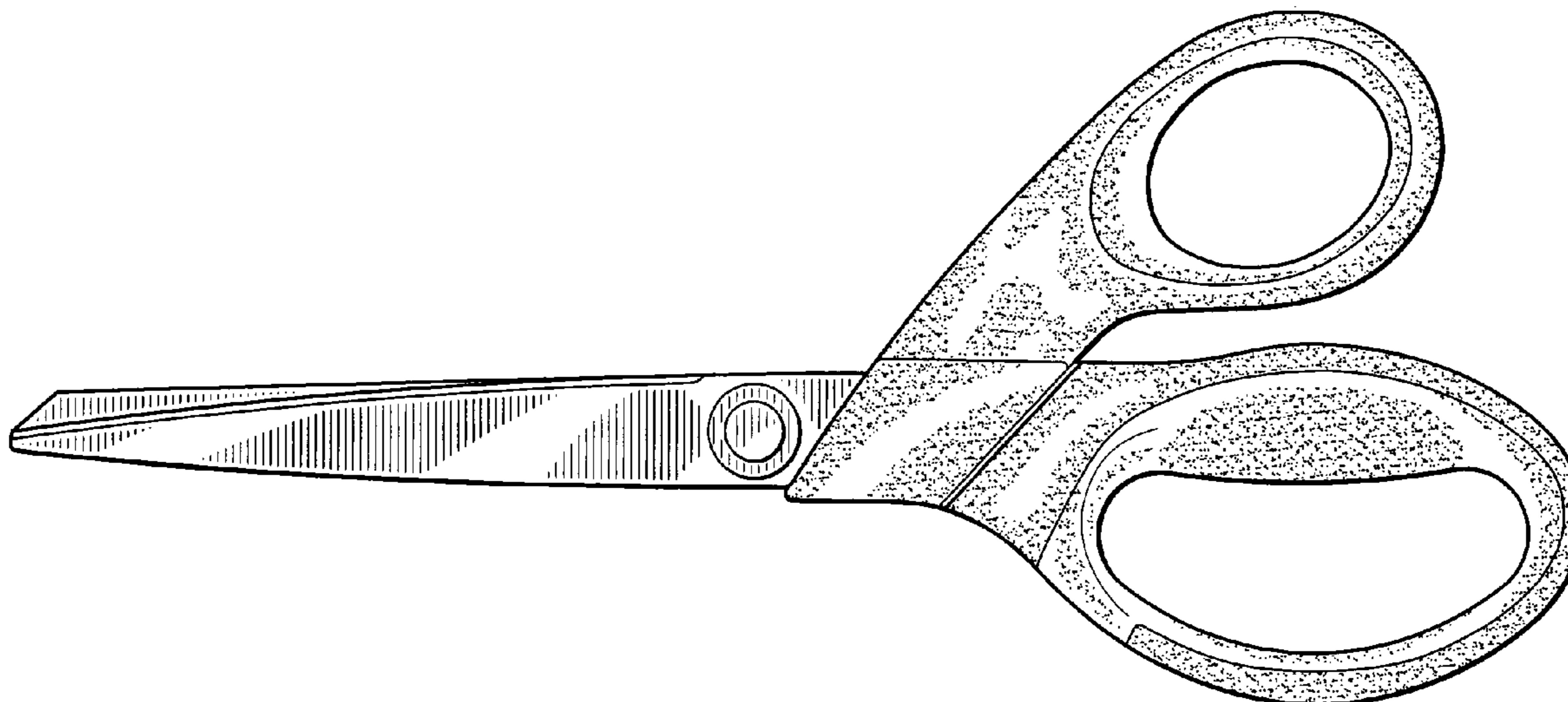
(57) **CLAIM**

The ornamental design for scissors, as shown and described.

**DESCRIPTION**

FIG. 1 is a front view of scissors showing our new design;  
FIG. 2 is a rear view thereof;  
FIG. 3 is a top plan view thereof;  
FIG. 4 is a bottom plan view thereof;  
FIG. 5 is a left end view thereof; and,  
FIG. 6 is a right end view thereof.

**1 Claim, 2 Drawing Sheets**



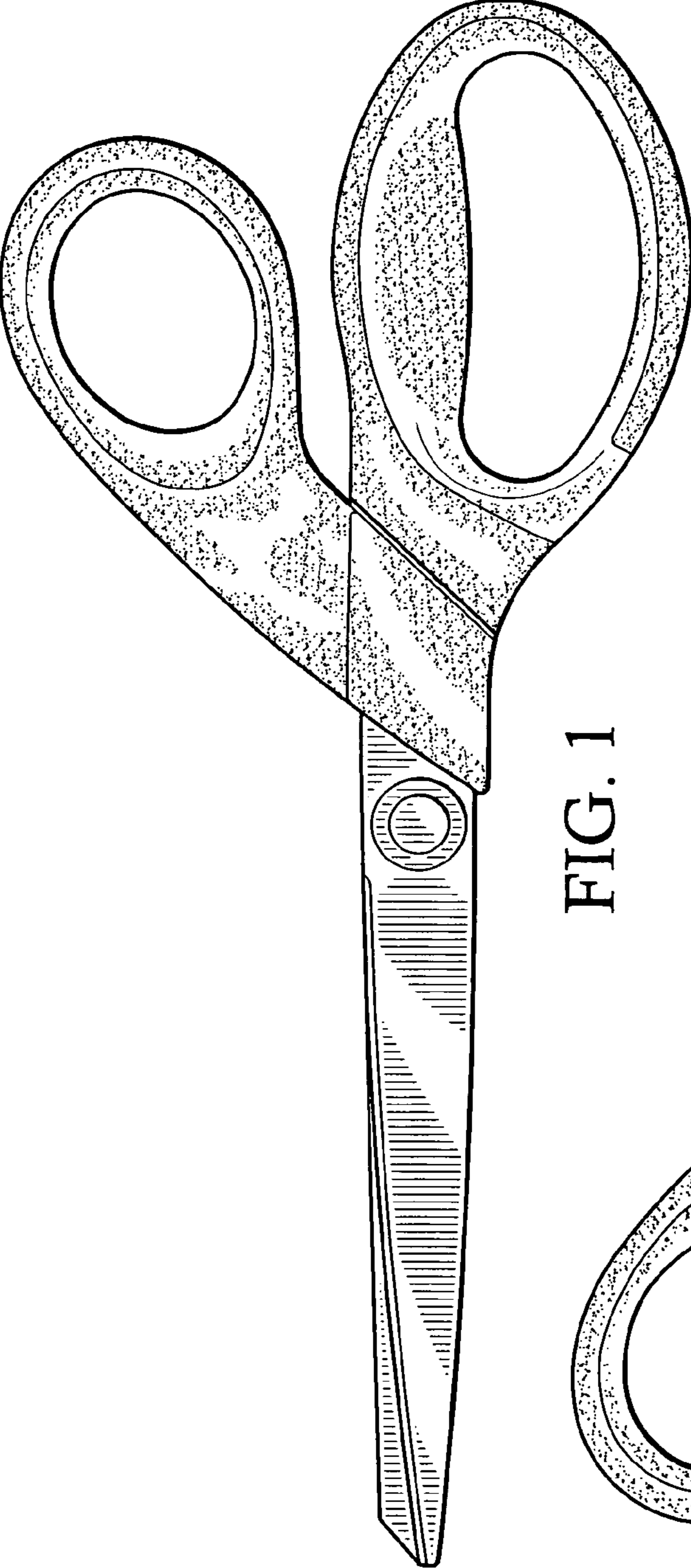


FIG. 1

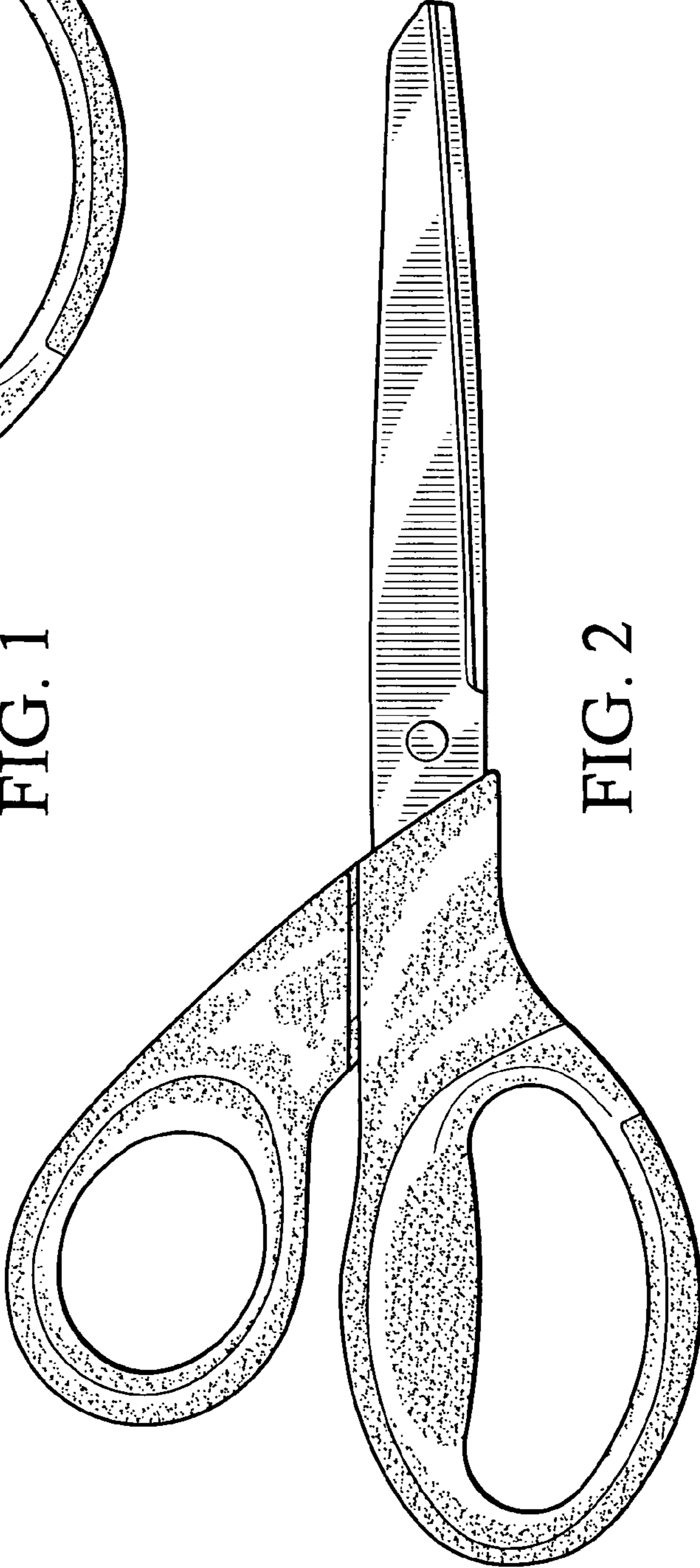


FIG. 2

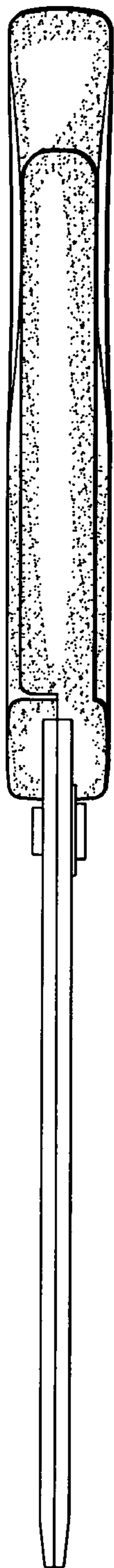


FIG. 3

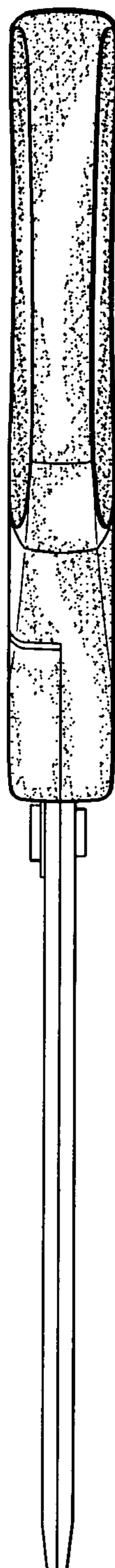


FIG. 4




FIG. 6

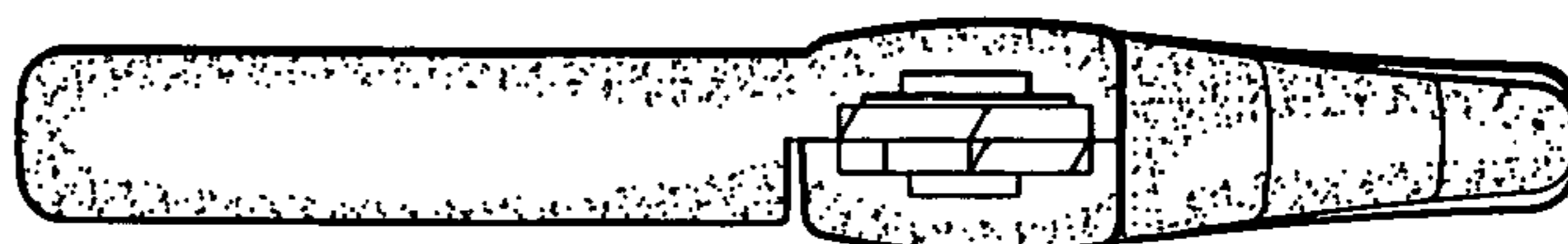


FIG. 5