



US00D631307S

(12) **United States Design Patent**
Corcoran et al.

(10) **Patent No.:** **US D631,307 S**
(45) **Date of Patent:** **** Jan. 25, 2011**

(54) **SPATULA**

(75) Inventors: **Kevin L. Corcoran**, Mission Viejo, CA
(US); **Jared B. Wilson**, Santa Ana, CA
(US)

(73) Assignee: **Ellison Educational Equipment, Inc.**,
Lake Forest, CA (US)

(**) Term: **14 Years**

(21) Appl. No.: **29/348,161**

(22) Filed: **Dec. 4, 2009**

(51) **LOC (9) Cl.** **07-06**

(52) **U.S. Cl.** **D7/688**

(58) **Field of Classification Search** D7/680-696;
D8/14, 16, 19, 47; 294/7, 8; D32/40, 46,
D32/49; 15/245, 245.1, 236.01, 236.07;
416/70, 71

See application file for complete search history.

(56) **References Cited**

U.S. PATENT DOCUMENTS

D213,486 S * 3/1969 Clarke D7/693
D214,859 S * 8/1969 Stroh D7/682
3,776,240 A * 12/1973 Woodson 606/119
D249,772 S * 10/1978 Amiot D8/14

D256,317 S * 8/1980 Marquart, Sr. D7/693
D262,934 S * 2/1982 Gross D7/696
D321,303 S * 11/1991 Augustino et al. D7/688
5,491,869 A * 2/1996 Sullivan et al. 15/245
D428,312 S * 7/2000 O'Brien et al. D7/693
D481,912 S * 11/2003 Jørgensen D7/644

* cited by examiner

Primary Examiner—Terry A Wallace

(74) *Attorney, Agent, or Firm*—Morland C. Fischer

(57) **CLAIM**

The ornamental design for a spatula, as shown and described.

DESCRIPTION

FIG. 1 is a right side elevational view of a spatula which forms our new design;

FIG. 2 is a top plan view thereof;

FIG. 3 is a left side elevational view thereof;

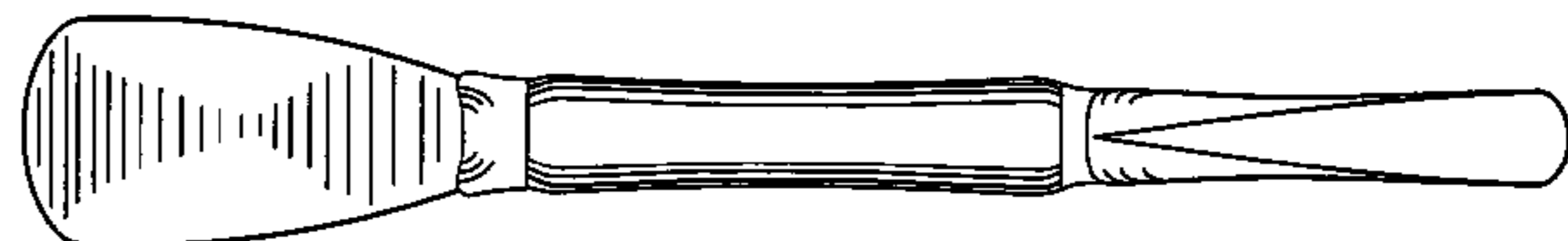

FIG. 4 is a bottom plan view thereof;

FIG. 5 is a perspective view showing the front, top and right side thereof;

FIG. 6 is a front elevational view thereof; and,

FIG. 7 is a rear elevational view thereof.

1 Claim, 3 Drawing Sheets






FIG 1

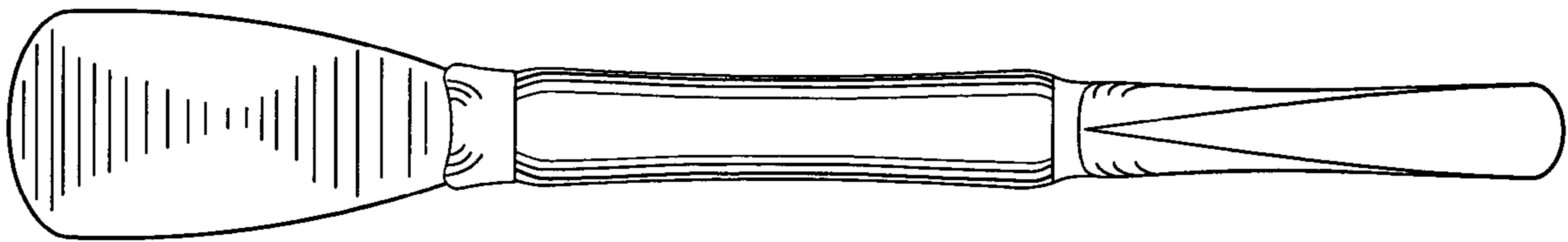


FIG 2




FIG 3

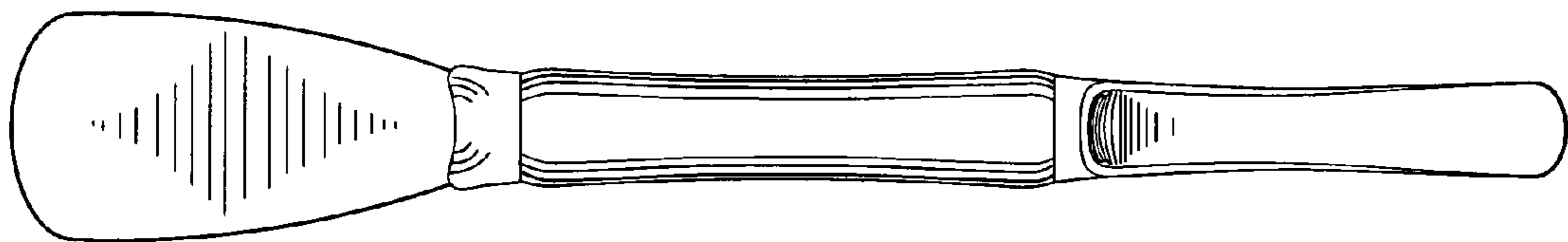


FIG 4

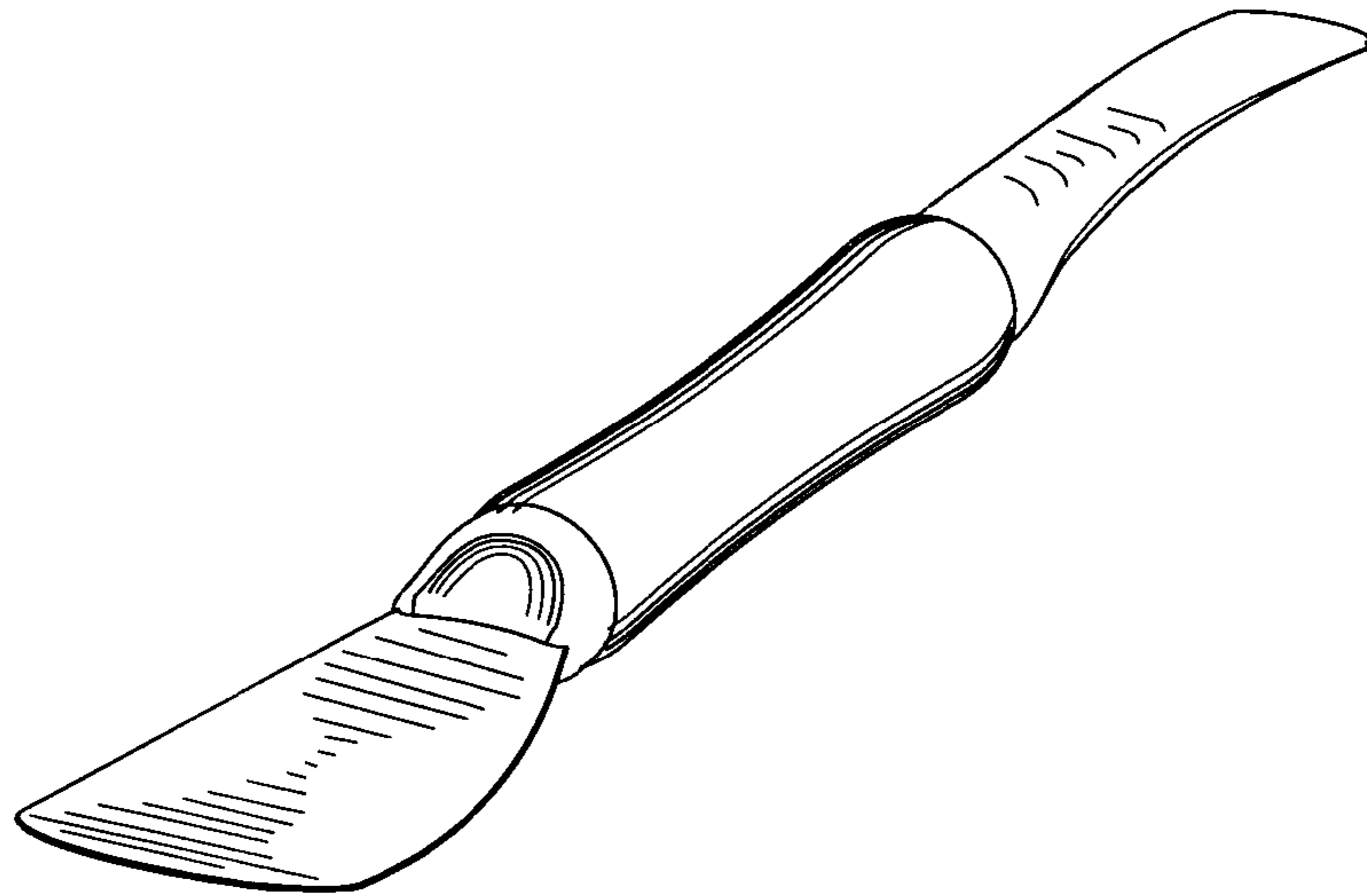


FIG 5

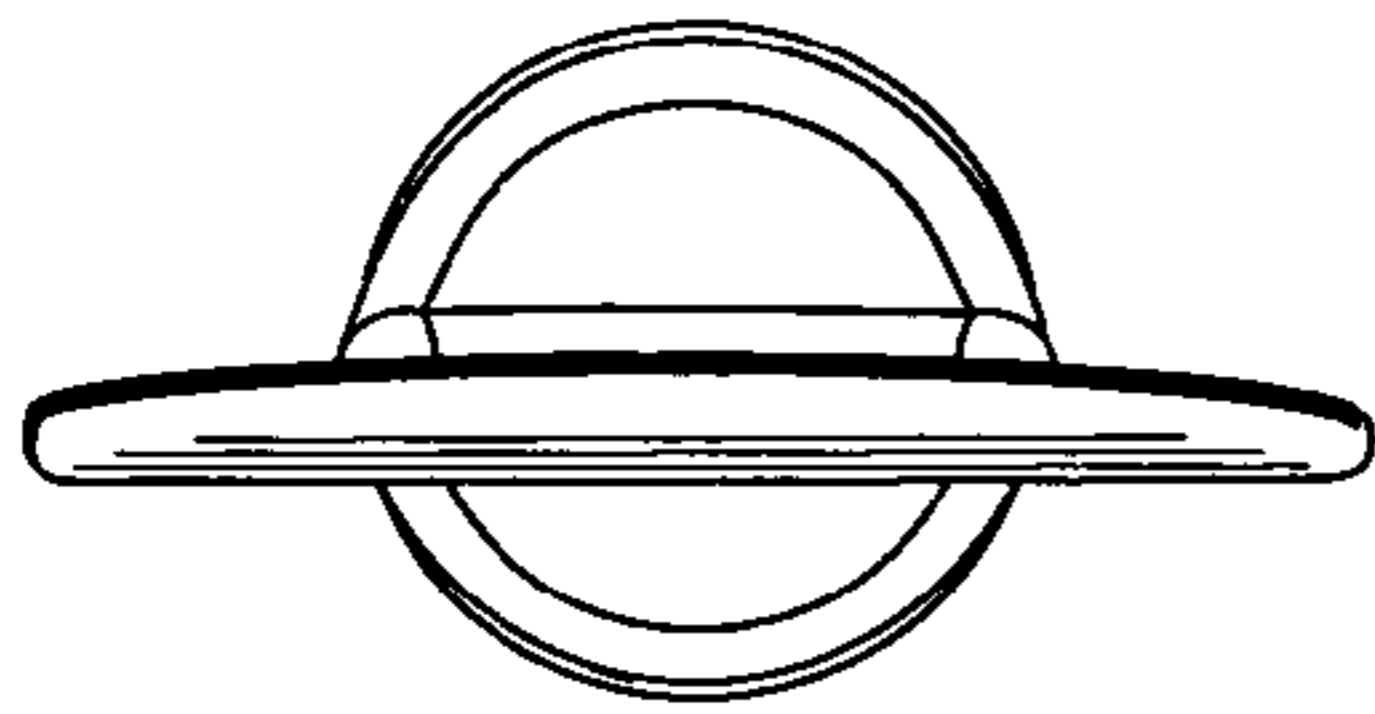


FIG 6

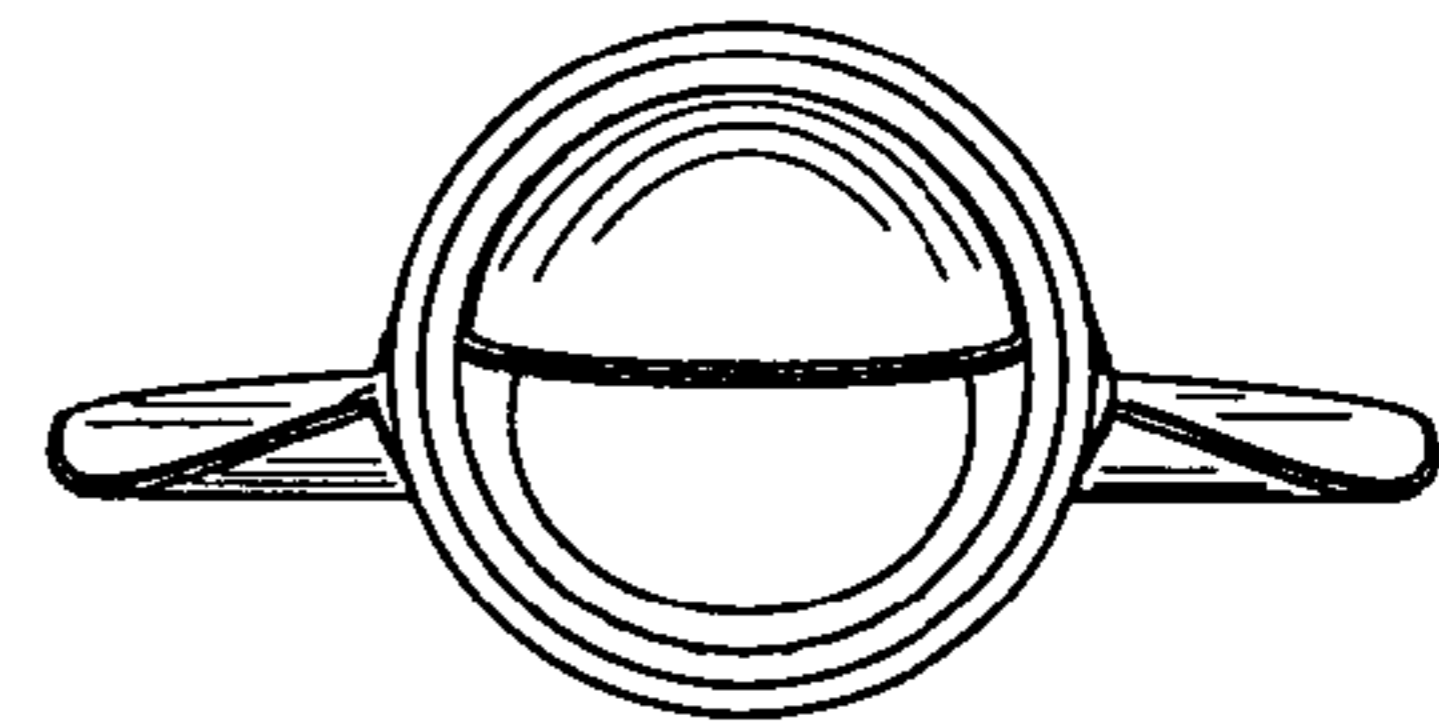


FIG 7