



US00D631295S

(12) **United States Design Patent**
Kushner

(10) **Patent No.:** **US D631,295 S**

(45) **Date of Patent:** **** Jan. 25, 2011**

(54) **TRAIN TOY DINNER SET**

(76) **Inventor:** **Robert Gerald Kushner**, Flat G, Block G, Merry Terrace, 4 Seymour Road, Mid-Levels (HK)

(**) **Term:** **14 Years**

(21) **Appl. No.:** **29/348,791**

(22) **Filed:** **Feb. 8, 2010**

(51) **LOC (9) Cl.** **07-01**

(52) **U.S. Cl.** **D7/539; D7/505; D21/541**

(58) **Field of Classification Search** D7/538, D7/505, 629, 392.1, 653, 543, 601, 602, 608, D7/539, 500; 220/735, 270, 575, 265, 556, 220/521, 574.1, 23.83; 215/228, 391, DIG. 5; 206/541, 230, 216; 426/115; D9/717; 280/828; 446/410, 467; 105/37; D21/541, 483
See application file for complete search history.

(56) **References Cited**

U.S. PATENT DOCUMENTS

216,809	A *	6/1879	Shepherd	446/467
462,556	A *	11/1891	Huber	105/37
1,985,137	A *	12/1934	Anzlovar	446/410
3,982,459	A *	9/1976	Akiyama	84/83
D257,734	S *	12/1980	Rosenberg	D21/541
D334,322	S *	3/1993	Huang	D7/536
5,265,912	A *	11/1993	Natividad	280/828
D381,708	S *	7/1997	Petersson	D21/541
D383,806	S *	9/1997	Yang	D21/483

D389,534	S *	1/1998	Schulz	D21/541
D413,944	S *	9/1999	Park	D21/541
D565,900	S *	4/2008	Franco	D7/507

* cited by examiner

Primary Examiner—Cynthia Underwood

(74) *Attorney, Agent, or Firm*—Stuart Whittington

(57) **CLAIM**

The ornamental design for a train toy dinner set, as shown and described.

DESCRIPTION

FIG. 1 is a right side view of a train toy dinner set showing my new design;

FIG. 2 is a left side view of FIG. 1;

FIG. 3 is a front view of FIG. 1;

FIG. 4 is a back view of FIG. 1;

FIG. 5 is a top view of FIG. 1;

FIG. 6 is a bottom view of FIG. 1;



FIG. 7 is an exploded side and top perspective view of the train toy dinner set shown in use as a dinner set;

FIG. 8 is a side and top perspective view of FIG. 1; and,

FIG. 9 is an exploded side and top perspective view of the train toy dinner set shown in use as a dinner set.

The broken lines represent a portion of the structure that forms no part of the claim.

1 Claim, 5 Drawing Sheets






Fig. 1




Fig. 2




Fig. 3




Fig. 4




Fig. 5

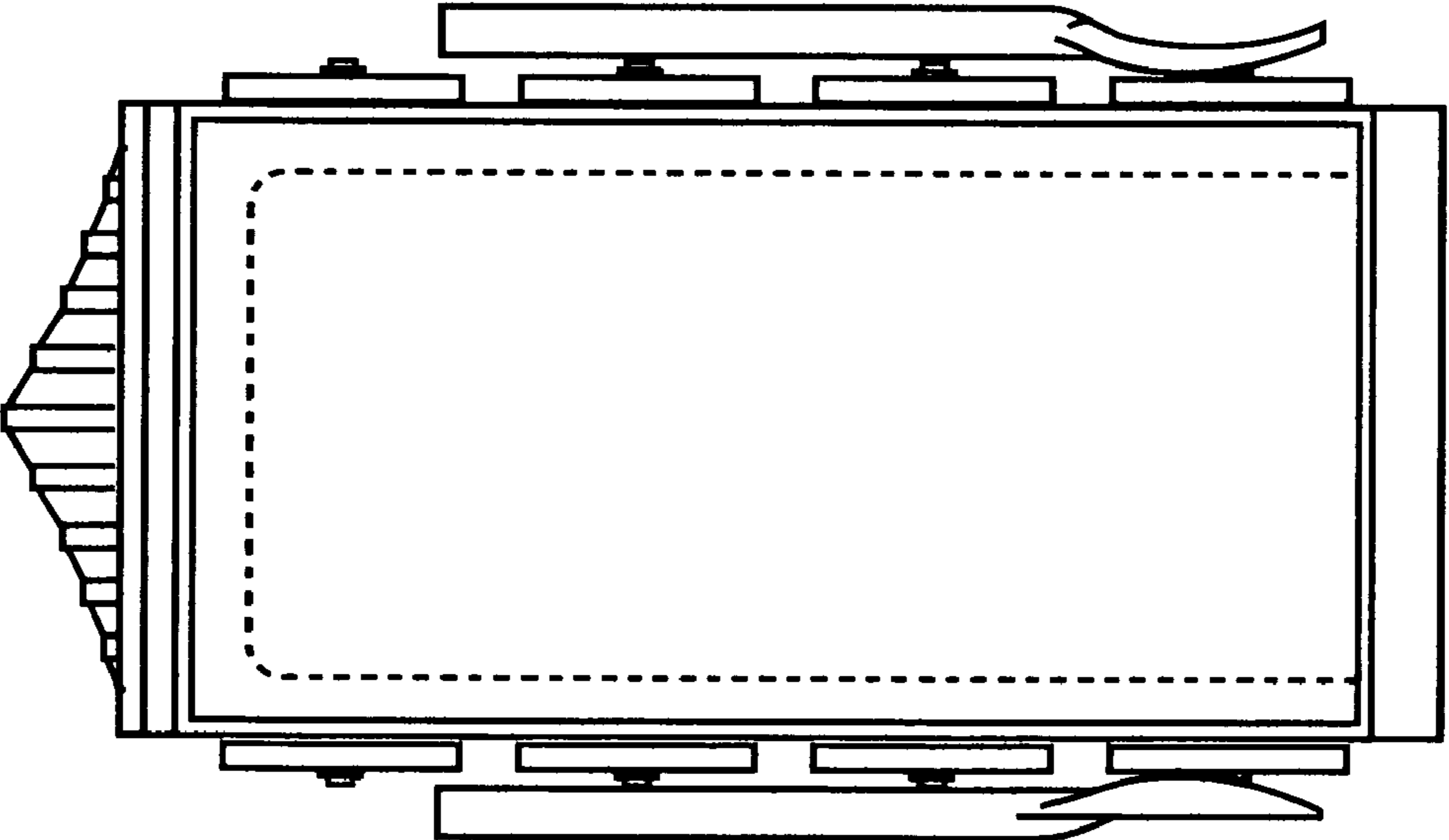


Fig. 6




Fig. 7




Fig. 8




Fig. 9