



US00D631294S

(12) **United States Design Patent**
Ross

(10) **Patent No.:** **US D631,294 S**
(45) **Date of Patent:** **** *Jan. 25, 2011**

- (54) **DOUBLE WALLED GLASS WITH SPHERICAL BASE**
- (76) Inventor: **Gary Ross**, 121 Santa Paula Ave., Oxnard, CA (US) 93036
- (*) Notice: This patent is subject to a terminal disclaimer.
- (**) Term: **14 Years**
- (21) Appl. No.: **29/314,236**
- (22) Filed: **Mar. 16, 2009**
- (51) **LOC (9) Cl.** **07-01**
- (52) **U.S. Cl.** **D7/523; D7/507**
- (58) **Field of Classification Search** D7/500, D7/509, 523, 524, 510, 511, 533-532; D9/428, D9/500, 502, 520, 538, 539; D26/9, 11, D26/23, 10; 206/519; 215/387, DIG. 7, 215/382, 380; 220/703, 592.16, 592.17, 220/606, 710.5

See application file for complete search history.

(56) **References Cited**

U.S. PATENT DOCUMENTS

1,997,055	A *	4/1935	Graefe	215/12.1
D124,555	S *	1/1941	Platt	D7/524
2,918,188	A *	12/1959	Todd	215/377
3,394,562	A *	7/1968	Coleman	62/457.3
D222,375	S *	10/1971	Bencik	D7/523
4,937,701	A *	6/1990	Schroder	362/161
5,090,213	A *	2/1992	Glassman	62/457.3
D438,430	S *	3/2001	Gabrhel	D7/523
D481,473	S *	10/2003	Walsh	D26/9
6,640,558	B1 *	11/2003	Zenisek	62/66

D519,785	S *	5/2006	Bodum	D7/523
D526,848	S *	8/2006	Bodum	D7/523
7,124,603	B2 *	10/2006	Bianco	62/457.3
D550,033	S *	9/2007	Bodum	D7/509
D550,034	S *	9/2007	Bodum	D7/509
D551,502	S *	9/2007	Bodum	D7/509
D553,437	S *	10/2007	Bodum	D7/523
D553,440	S *	10/2007	Bodum	D7/523
D553,442	S *	10/2007	Bodum	D7/536
D553,909	S *	10/2007	Bodum	D7/523
D560,098	S *	1/2008	Barducci	D7/523
D563,172	S *	3/2008	Bodum	D7/523
D565,354	S *	4/2008	Bodum	D7/523
D577,260	S *	9/2008	Bodum	D7/523
D582,580	S *	12/2008	Spangler et al.	D26/9
2005/0184074	A1 *	8/2005	Simmons et al.	220/592.17

* cited by examiner

Primary Examiner—Robert M Spear
Assistant Examiner—Cynthia Underwood
(74) *Attorney, Agent, or Firm*—Thomas I. Rozsa

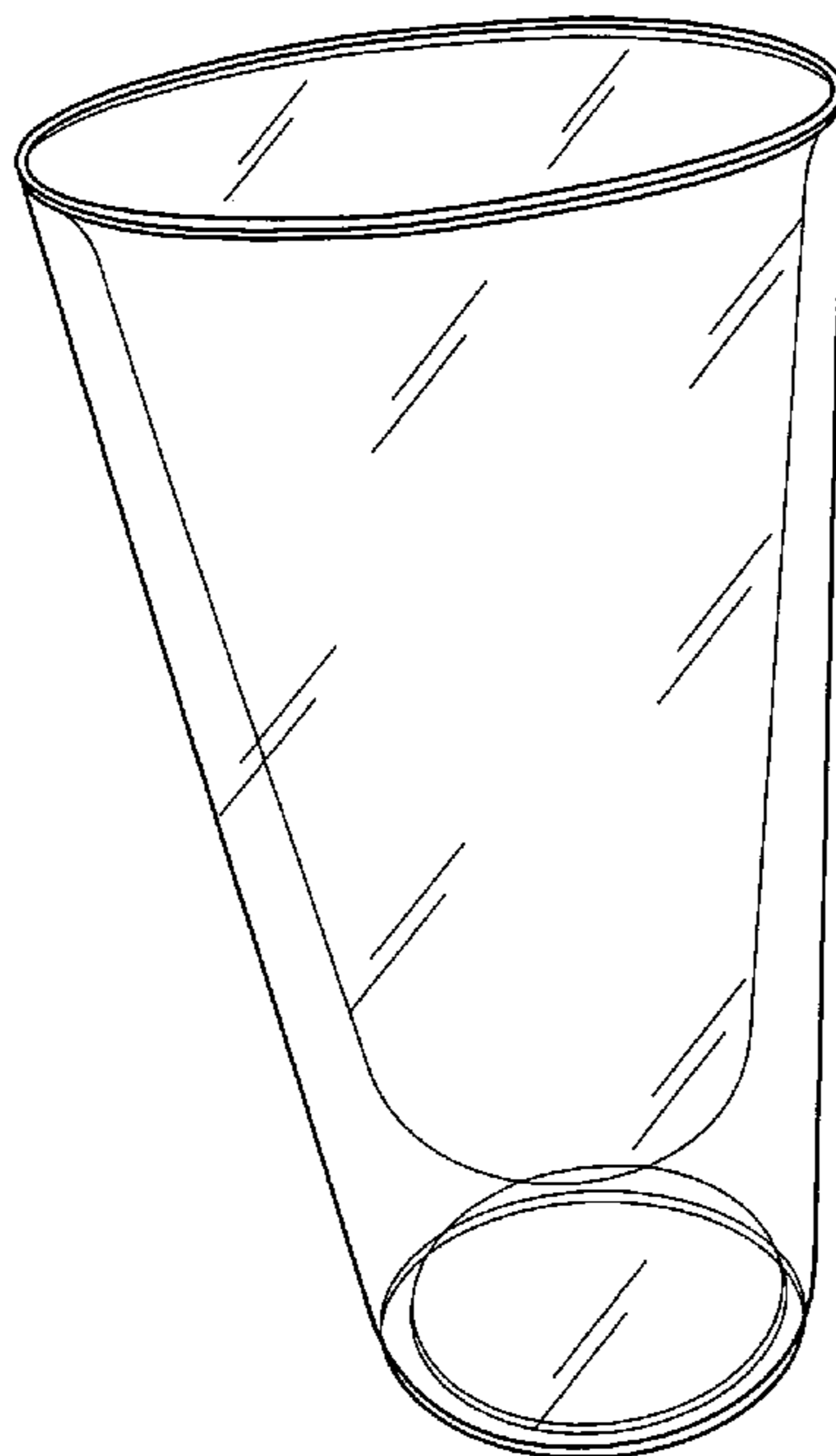
(57) **CLAIM**

The ornamental design for a double walled glass with spherical base, as shown and described.

DESCRIPTION

FIG. 1 is a side perspective view of a preferred embodiment of the double walled glass with spherical base, showing my design;
FIG. 2 is a front view thereof, the rear and two sides being mirror images;
FIG. 3 is a top view thereof; and,
FIG. 4 is a top bottom view thereof.

1 Claim, 4 Drawing Sheets



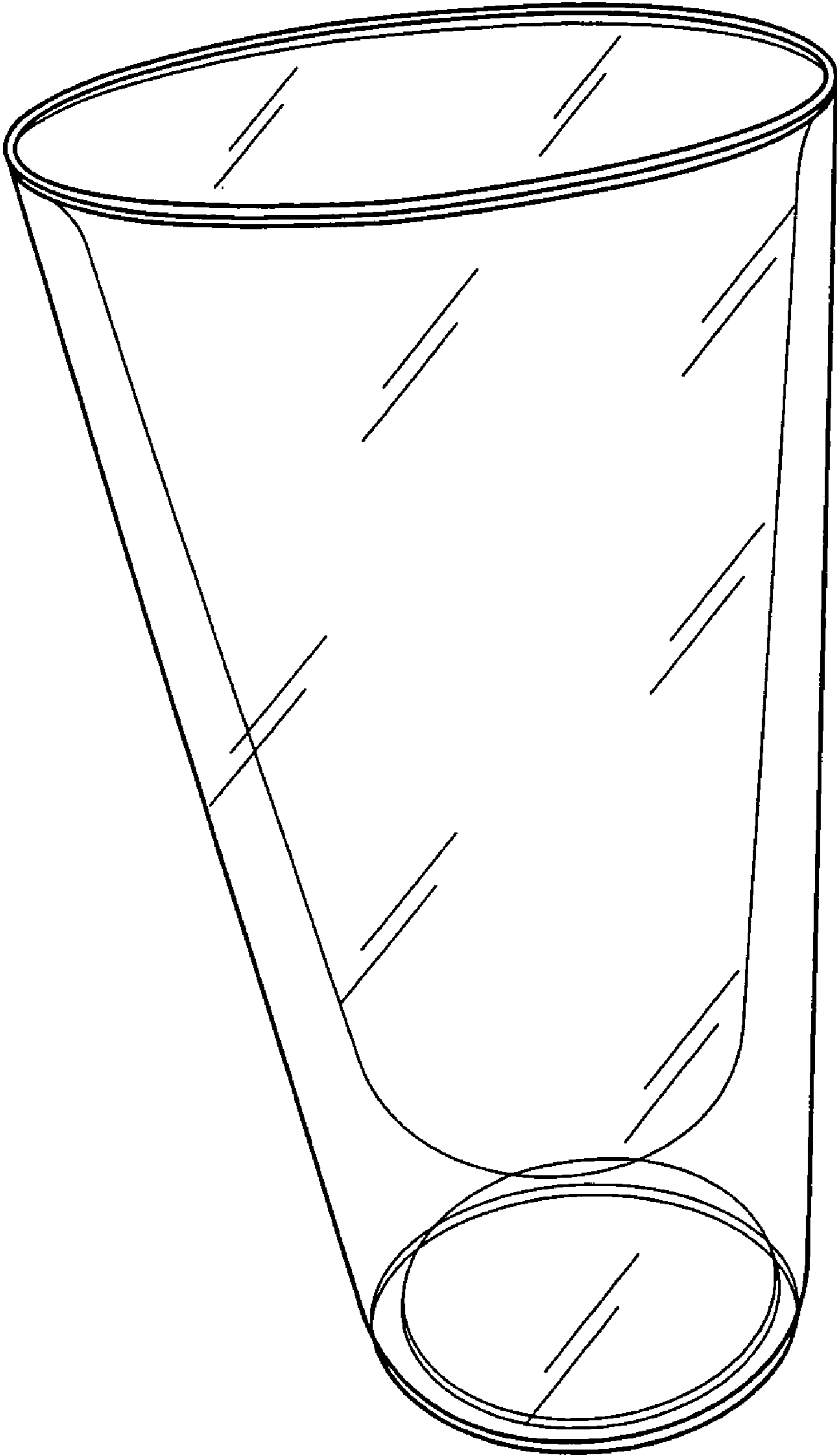


FIG. 1

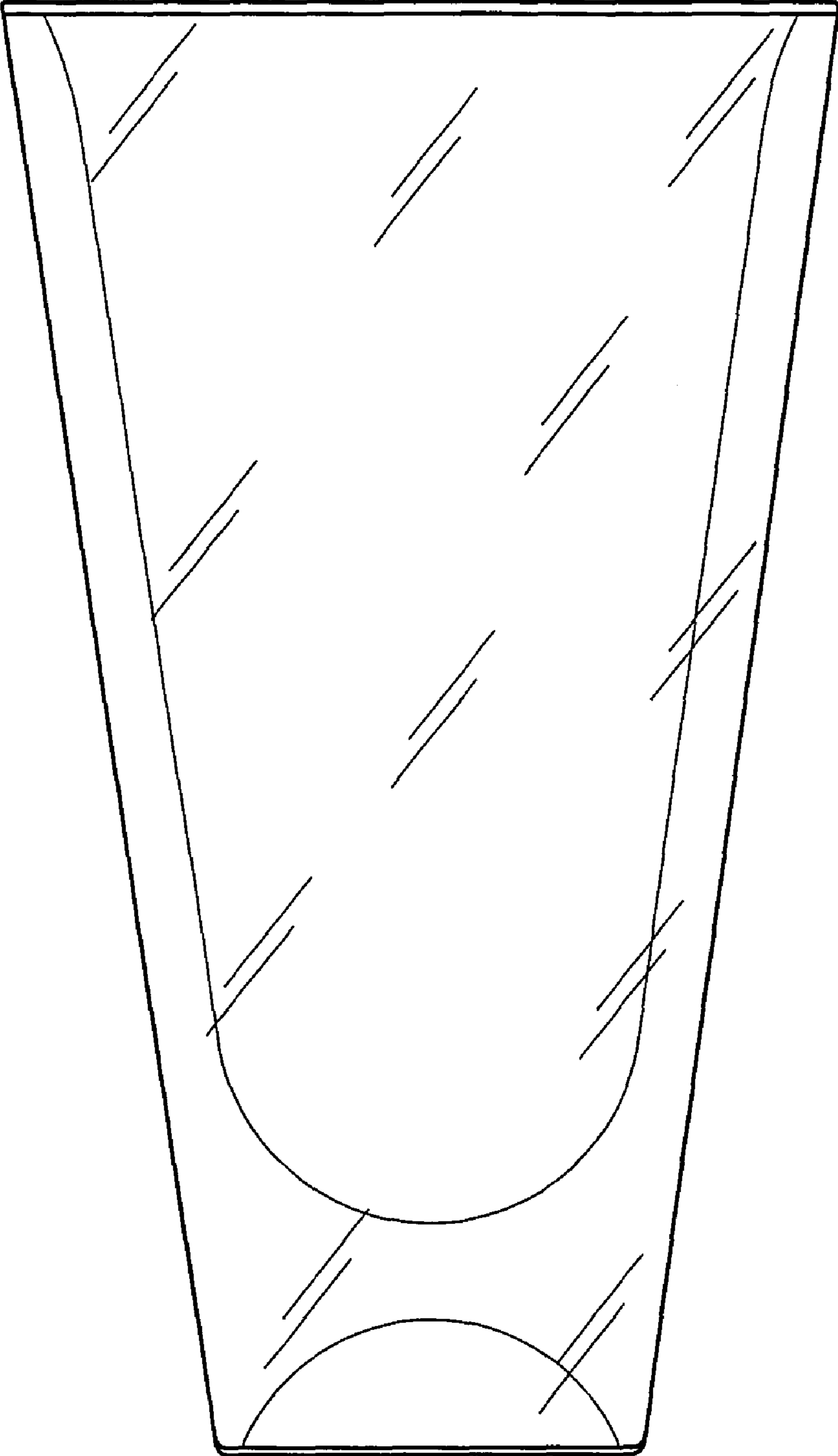


FIG. 2

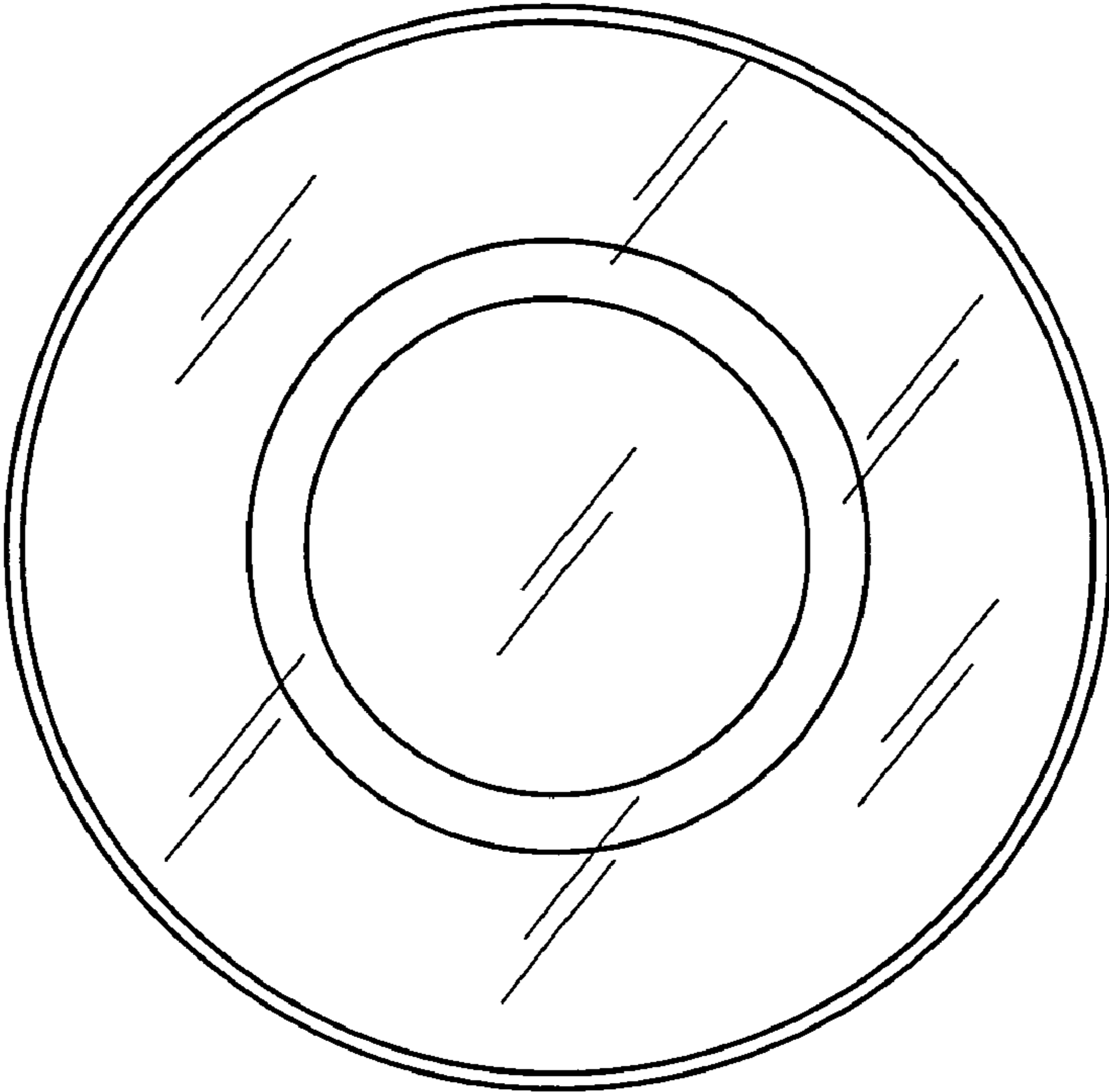


FIG. 3

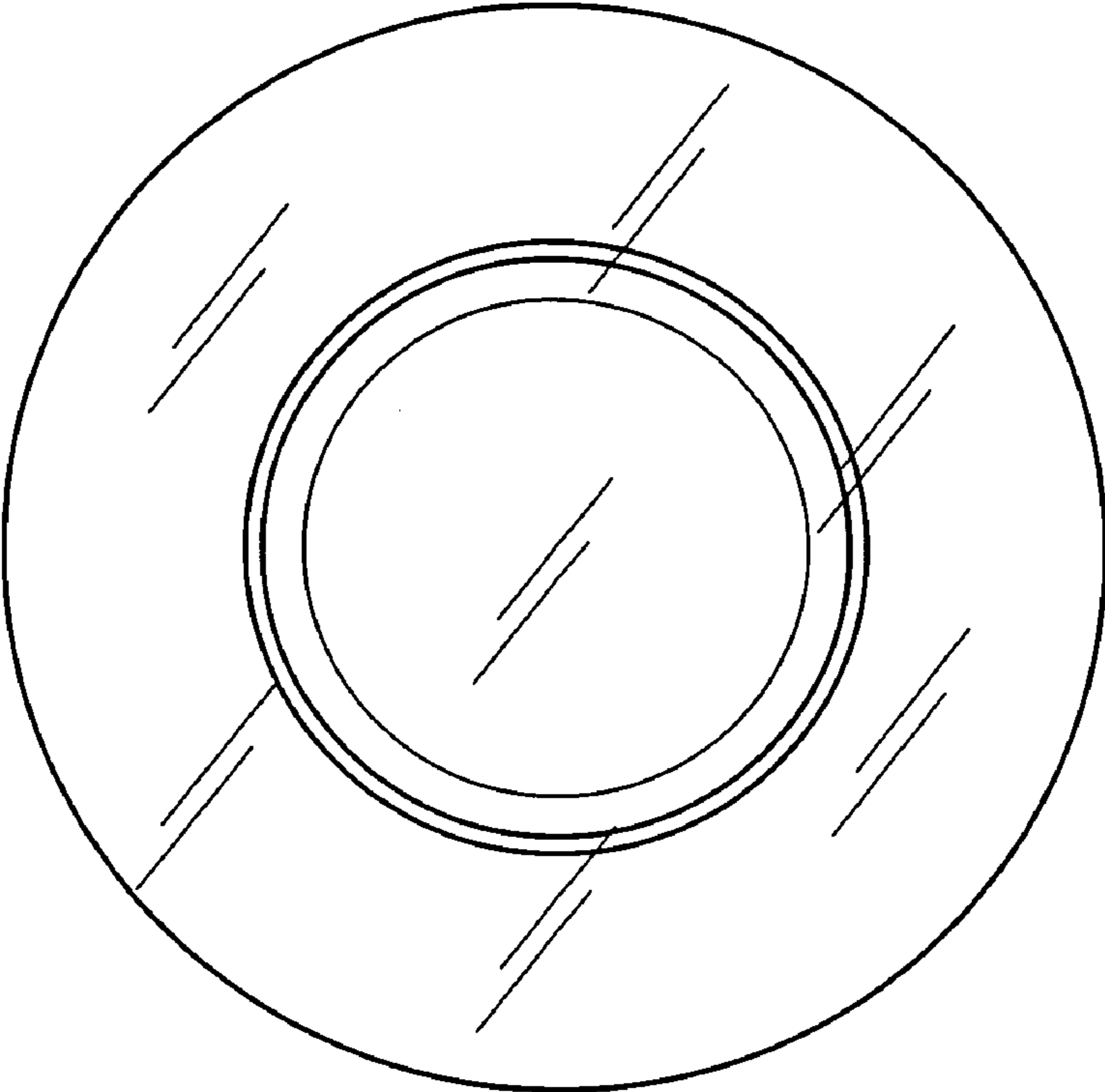


FIG. 4