



US00D631290S

(12) **United States Design Patent**
Thonis

(10) **Patent No.:** **US D631,290 S**
(45) **Date of Patent:** **** Jan. 25, 2011**

(54) **DISHWARE RIM**
(75) Inventor: **Paul Thonis**, New Hope, PA (US)
(73) Assignee: **Lenox Corporation**, Bristol, PA (US)
(**) Term: **14 Years**
(21) Appl. No.: **29/360,685**
(22) Filed: **Apr. 29, 2010**
(51) **LOC (9) Cl.** **07-01**
(52) **U.S. Cl.** **D7/396.1; D7/586**
(58) **Field of Classification Search** D7/396.1,
D7/542, 587, 586, 387, 566, 554.4, 545, 543,
D7/546, 549, 550.1, 553.6, 554.1, 584, 629,
D7/354, 602, 360; D32/35, 53; D9/501,
D9/500; 206/507, 557, 561-565; 220/574,
220/659, 23.83, 671, 573.1, 669, 23.87; 294/172
See application file for complete search history.

D384,552 S 10/1997 Baumgarten
D417,361 S * 12/1999 Mittmann et al. D7/396.1
6,014,986 A 1/2000 Baumgarten
D484,747 S * 1/2004 McMahon, III D7/566
D486,994 S * 2/2004 Smith et al. D7/396.1
D487,669 S * 3/2004 Smith et al. D7/396.1
D515,873 S * 2/2006 Vendl et al. D7/545
D528,361 S * 9/2006 Wolhendler D7/396.1
D528,858 S * 9/2006 Swope D7/396.1
D582,201 S * 12/2008 Kellermann et al. D7/360
D606,176 S * 12/2009 Urquiola D23/293.1
D609,530 S * 2/2010 Hart et al. D7/545
D609,531 S * 2/2010 Koennecke D7/584
D609,976 S * 2/2010 Koennecke D7/586
D610,410 S * 2/2010 Haas D7/587
D613,557 S * 4/2010 Haas D7/586

* cited by examiner

Primary Examiner—Cynthia Underwood
(74) *Attorney, Agent, or Firm*—Duane Morris LLP

(56) **References Cited**
U.S. PATENT DOCUMENTS

D149,721 S * 5/1948 Zeisel D7/586
D176,823 S * 1/1956 Sacia et al. D7/586
3,775,779 A * 12/1973 Kohler 4/628
4,019,221 A 4/1977 Baumgarten
4,557,396 A 12/1985 Baumgarten
D295,137 S 4/1988 Baumgarten
4,965,907 A 10/1990 Baumgarten
5,113,897 A 5/1992 Kummerfeld et al.
5,175,907 A 1/1993 Baumgarten
5,203,465 A 4/1993 Baumgarten
5,555,604 A 9/1996 Baumgarten
5,575,516 A 11/1996 Baumgarten
D376,727 S 12/1996 Baumgarten

(57) **CLAIM**

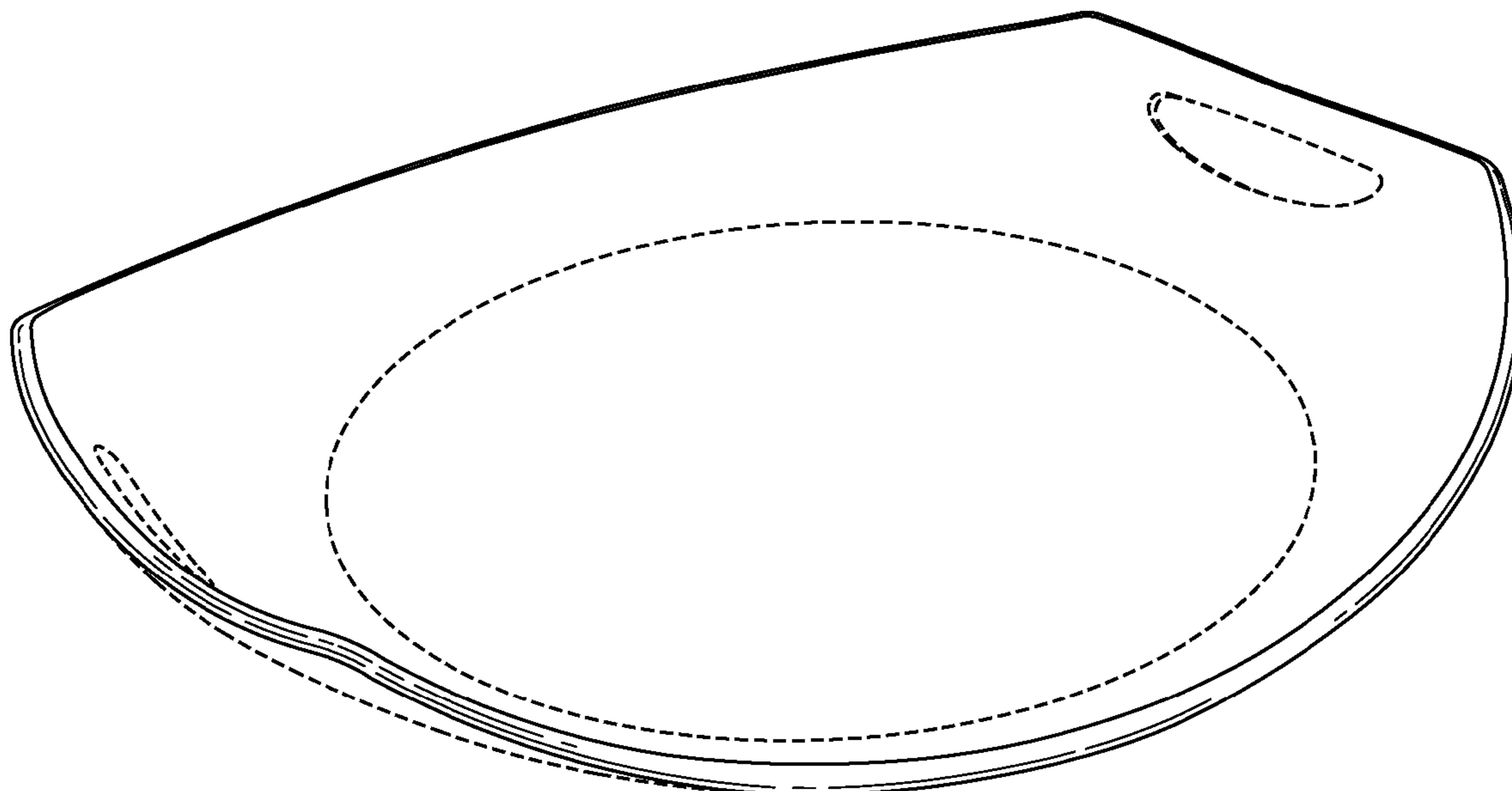
The ornamental design for a dishware rim, as shown and described.

DESCRIPTION

FIG. 1 is a perspective view of the dishware rim;
FIG. 2 is a side view of the bottom of the dishware rim;
FIG. 3 is an end view of the dishware rim;
FIG. 4 is a top view of the dishware rim; and,
FIG. 5 is a bottom view of the dishware rim.

The broken line showing of structure is for illustrative purposes only, and forms no part of the claimed design.

1 Claim, 4 Drawing Sheets



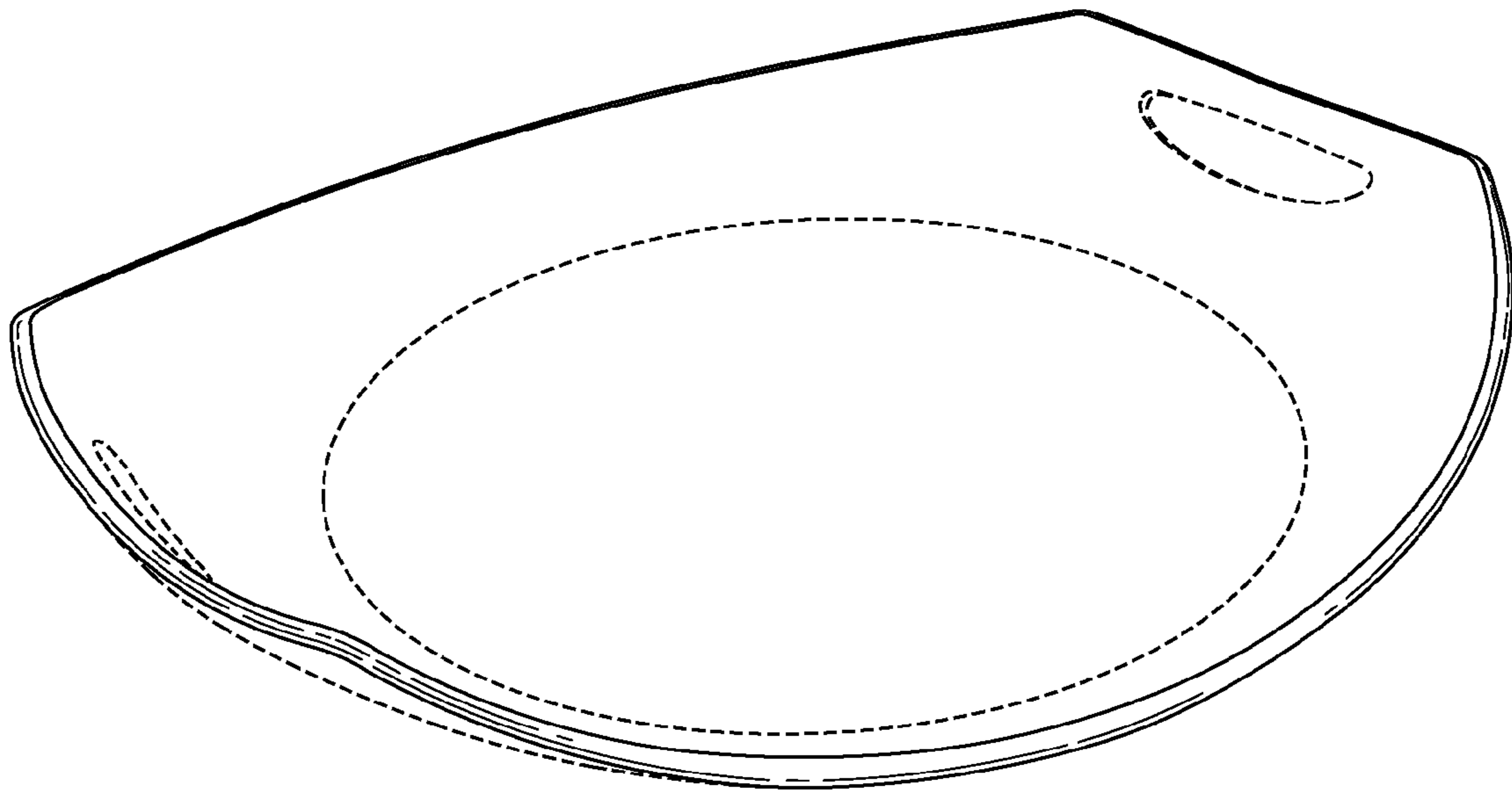


FIG. 1

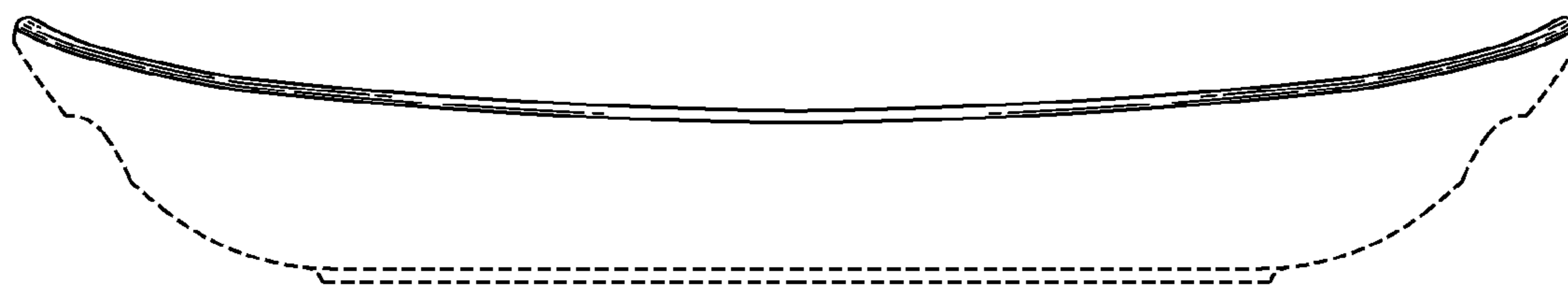


FIG. 2

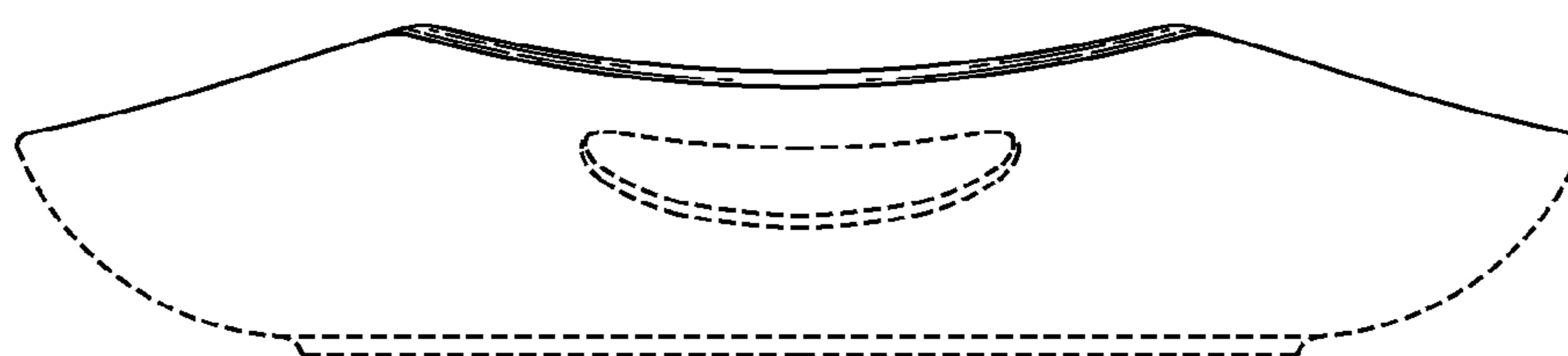


FIG. 3

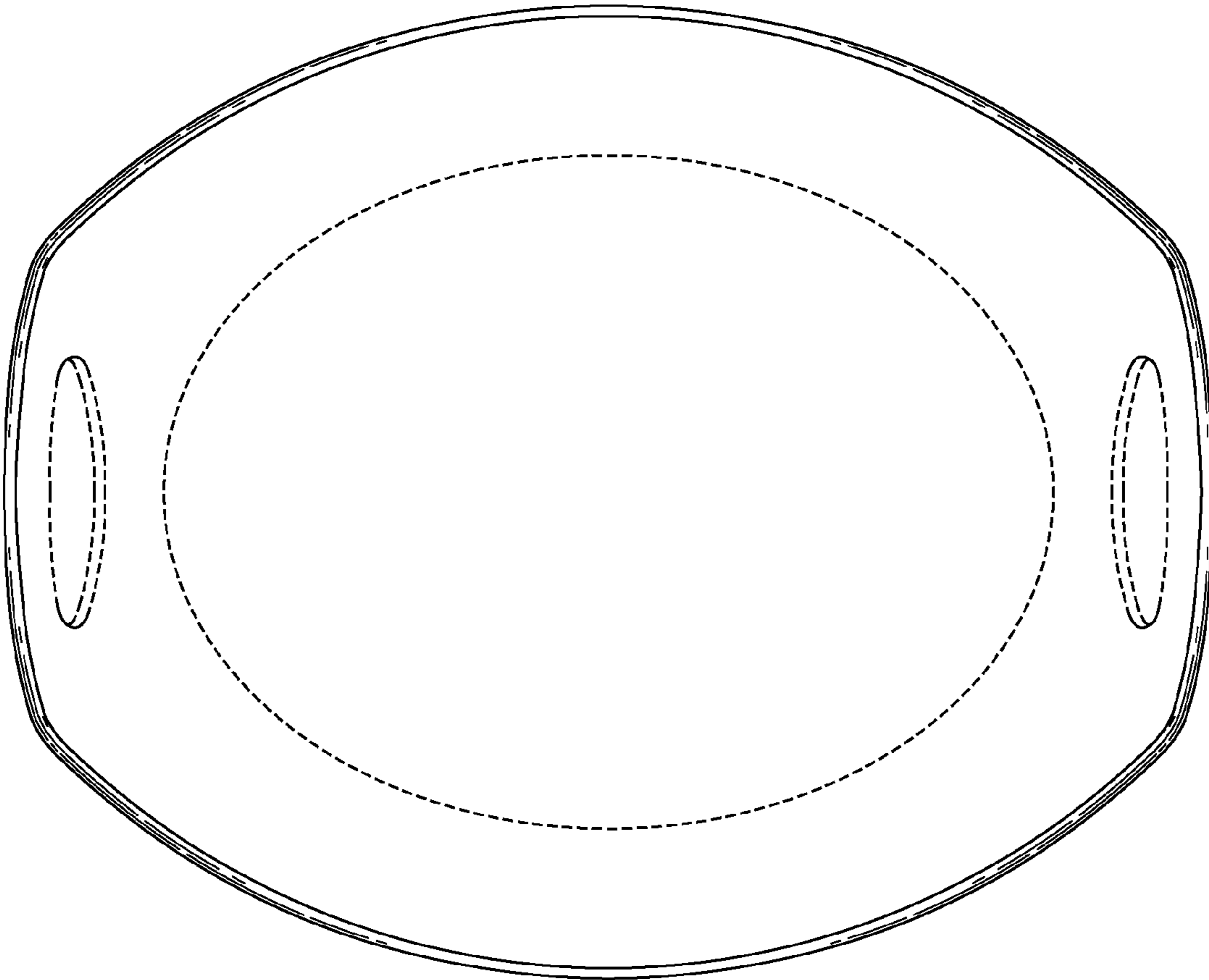


FIG. 4

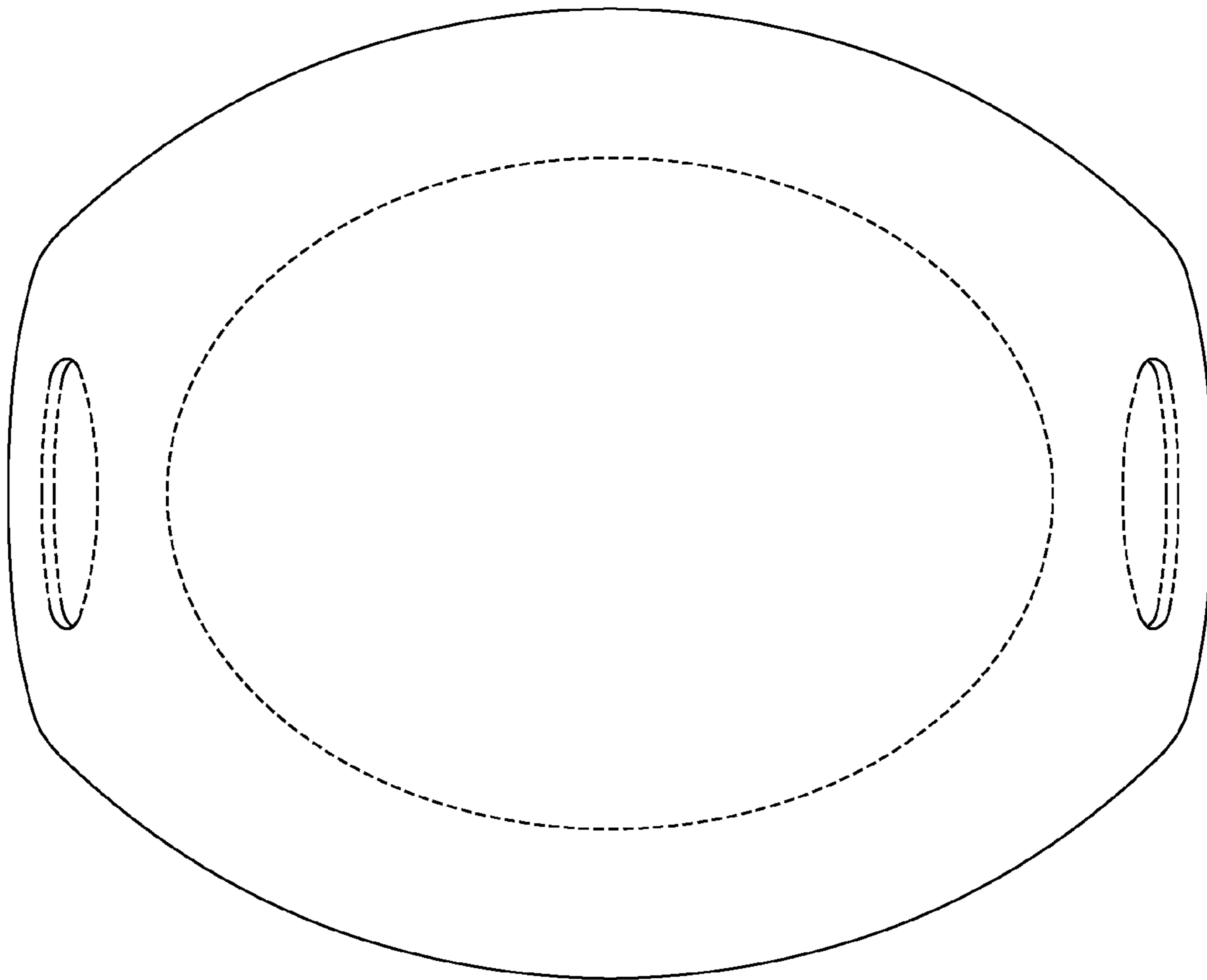


FIG. 5