



US00D631283S

(12) **United States Design Patent**  
**Guindi**

(10) **Patent No.:** **US D631,283 S**

(45) **Date of Patent:** **\*\* Jan. 25, 2011**

(54) **TRIVET**

(75) Inventor: **Henry V. Guindi**, Brooklyn, NY (US)

(73) Assignee: **HDS Trading Corp.**, North Brunswick, NJ (US)

(\*\*) Term: **14 Years**

(21) Appl. No.: **29/359,590**

(22) Filed: **Apr. 13, 2010**

(51) **LOC (9) Cl.** ..... **07-99**

(52) **U.S. Cl.** ..... **D7/389; D7/388**

(58) **Field of Classification Search** ..... D7/387,  
D7/388, 408, 213, 409, 704, 551.2, 551.1,  
D7/564, 582; D6/403; 248/346.01  
See application file for complete search history.

(56) **References Cited**

**U.S. PATENT DOCUMENTS**

D210,477 S \* 3/1968 Beyer ..... D7/389  
D216,270 S \* 12/1969 Beckman ..... D7/388  
D404,964 S \* 2/1999 Goodman et al. .... D7/388

D434,598 S \* 12/2000 Goodman et al. .... D7/388  
D479,783 S \* 9/2003 Ancona ..... D7/388  
D551,018 S \* 9/2007 Goodman et al. .... D7/388  
D564,251 S \* 3/2008 Doyle et al. .... D6/403  
D584,565 S \* 1/2009 Goodman et al. .... D7/388  
D615,828 S \* 5/2010 Shamoan ..... D7/699

\* cited by examiner

*Primary Examiner*—Marianne Pandozzi

(74) *Attorney, Agent, or Firm*—Rankin, Hill & Clark LLP

(57) **CLAIM**

The ornamental design for a trivet, as shown and described.

**DESCRIPTION**

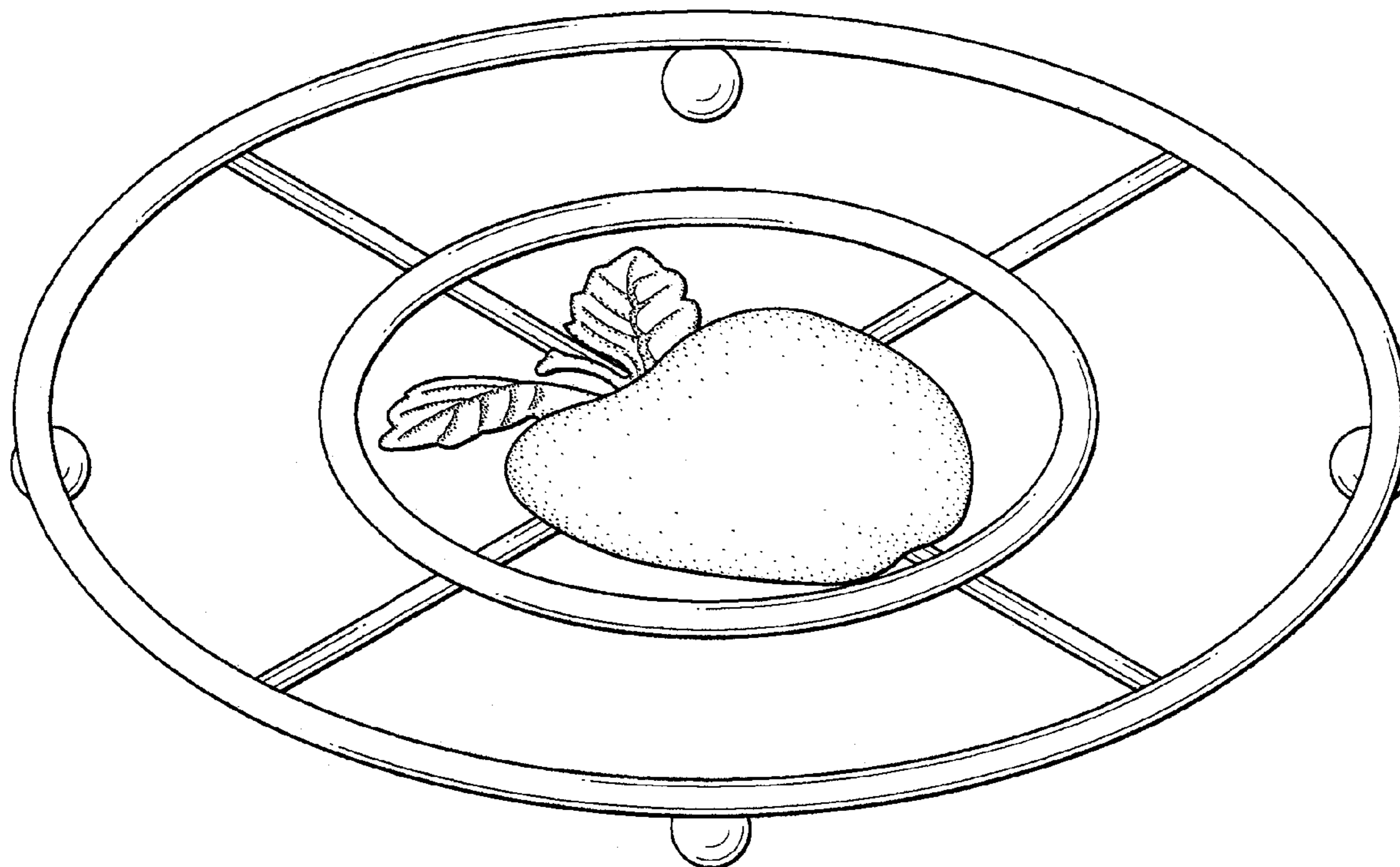
FIG. 1 is a front left perspective view of a trivet showing my new design;

FIG. 2 is a top plan view of the trivet of FIG. 1.

FIG. 3 is a bottom plan view of the trivet of FIG. 1; and,

FIG. 4 is a front elevational view, left side view, right side view, and rear elevational view of the trivet of FIG. 1.

**1 Claim, 4 Drawing Sheets**



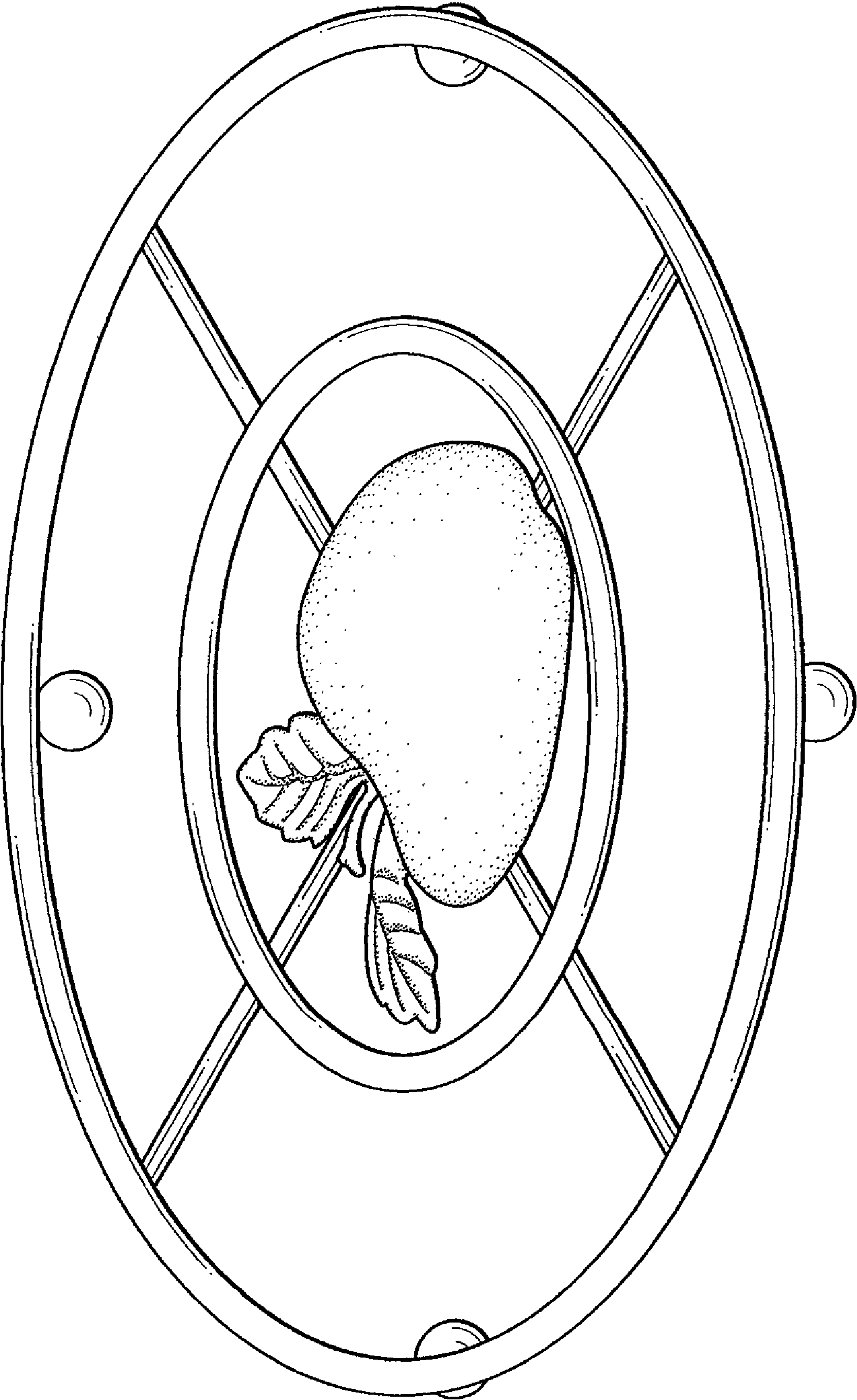


FIG. 1




FIG. 2

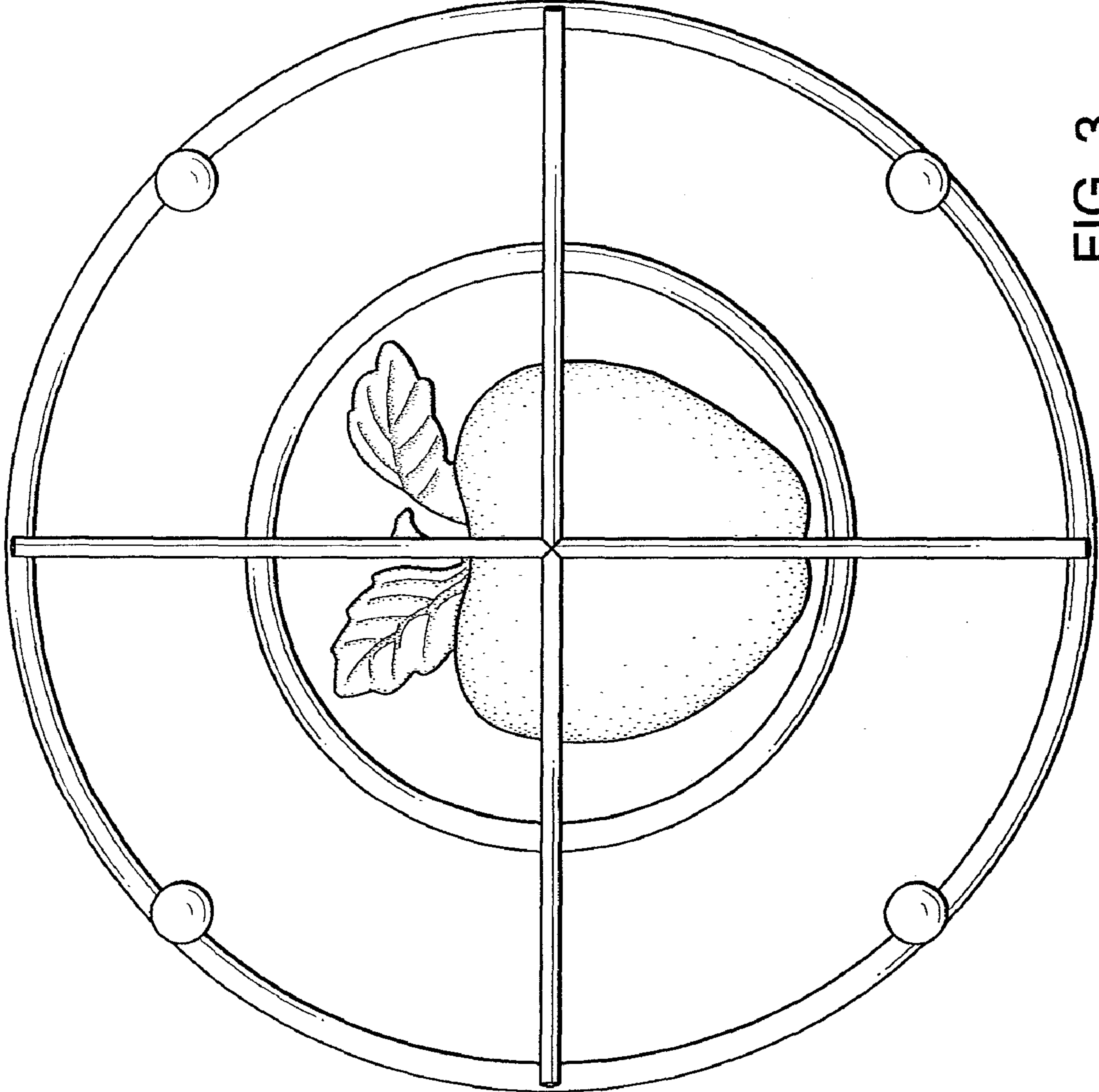


FIG. 3

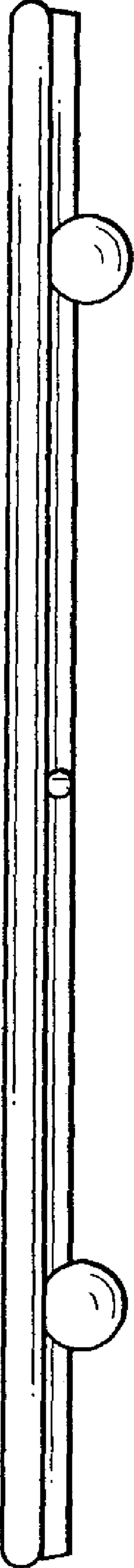


FIG. 4