



US00D631280S

(12) **United States Design Patent**
Shin

(10) **Patent No.:** **US D631,280 S**

(45) **Date of Patent:** **** Jan. 25, 2011**

(54) **OVEN**

(75) Inventor: **Ji Young Shin**, Seoul (KR)

(73) Assignee: **Samsung Electronics Co., Ltd.**, Suwon (KR)

(**) Term: **14 Years**

(21) Appl. No.: **29/357,127**

(22) Filed: **Mar. 8, 2010**

(51) **LOC (9) Cl.** **07-02**

(52) **U.S. Cl.** **D7/350.1**

(58) **Field of Classification Search** D7/350.1,
D7/350.3, 350.4, 351, 405; 219/756, 757,
219/758, 391; 126/19 M, 21 A, 275 E, 275 R;
99/352

See application file for complete search history.

(56) **References Cited**

U.S. PATENT DOCUMENTS

- D239,250 S * 3/1976 Kawata D7/351
- D280,968 S * 10/1985 Song D7/351
- D290,082 S * 6/1987 Song D7/351
- D293,410 S * 12/1987 Moritani D7/351
- D294,107 S * 2/1988 Katagami et al. D7/350.4

- D304,281 S * 10/1989 Naito et al. D7/351
- D305,856 S * 2/1990 Iwahashi D7/351
- D305,970 S * 2/1990 Nishibori D7/351
- D313,919 S * 1/1991 Naito et al. D7/351
- D465,963 S * 11/2002 Taira D7/351
- D603,210 S * 11/2009 Davis D7/350.1
- D622,100 S * 8/2010 Carlini D7/405

* cited by examiner

Primary Examiner—Ruth McInroy

(74) *Attorney, Agent, or Firm*—Ladas & Parry LLP

(57) **CLAIM**

I claim the ornamental design for an oven, as shown.

DESCRIPTION

FIG. 1 is a top, front and right side perspective view of an oven showing my new design;

FIG. 2 is a front elevational view thereof;

FIG. 3 is a rear elevational view thereof;

FIG. 4 is a left side elevational view thereof;

FIG. 5 is a right side elevational view thereof;

FIG. 6 is a top plan view thereof; and,

FIG. 7 is a bottom plan view thereof.

1 Claim, 7 Drawing Sheets

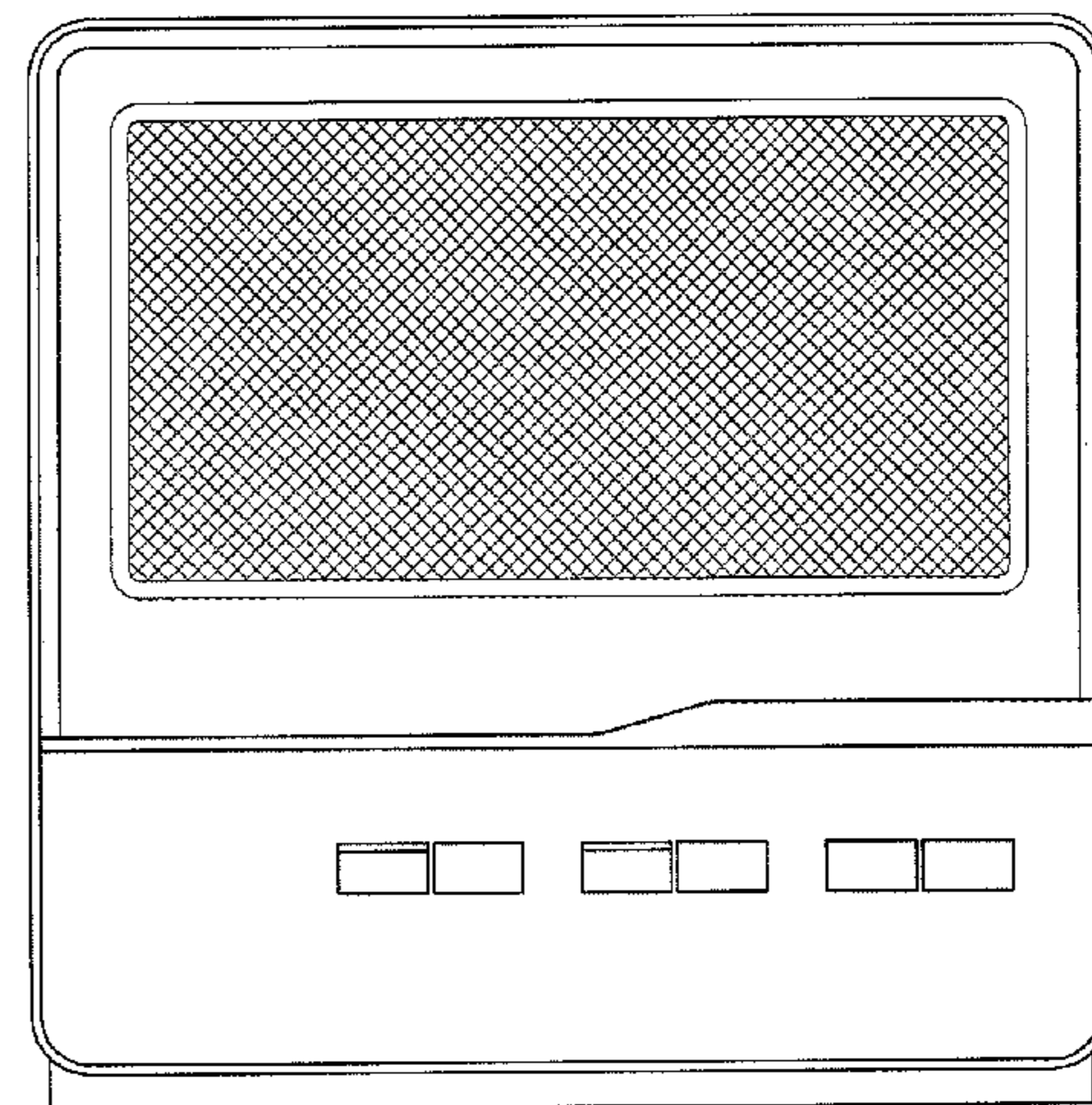
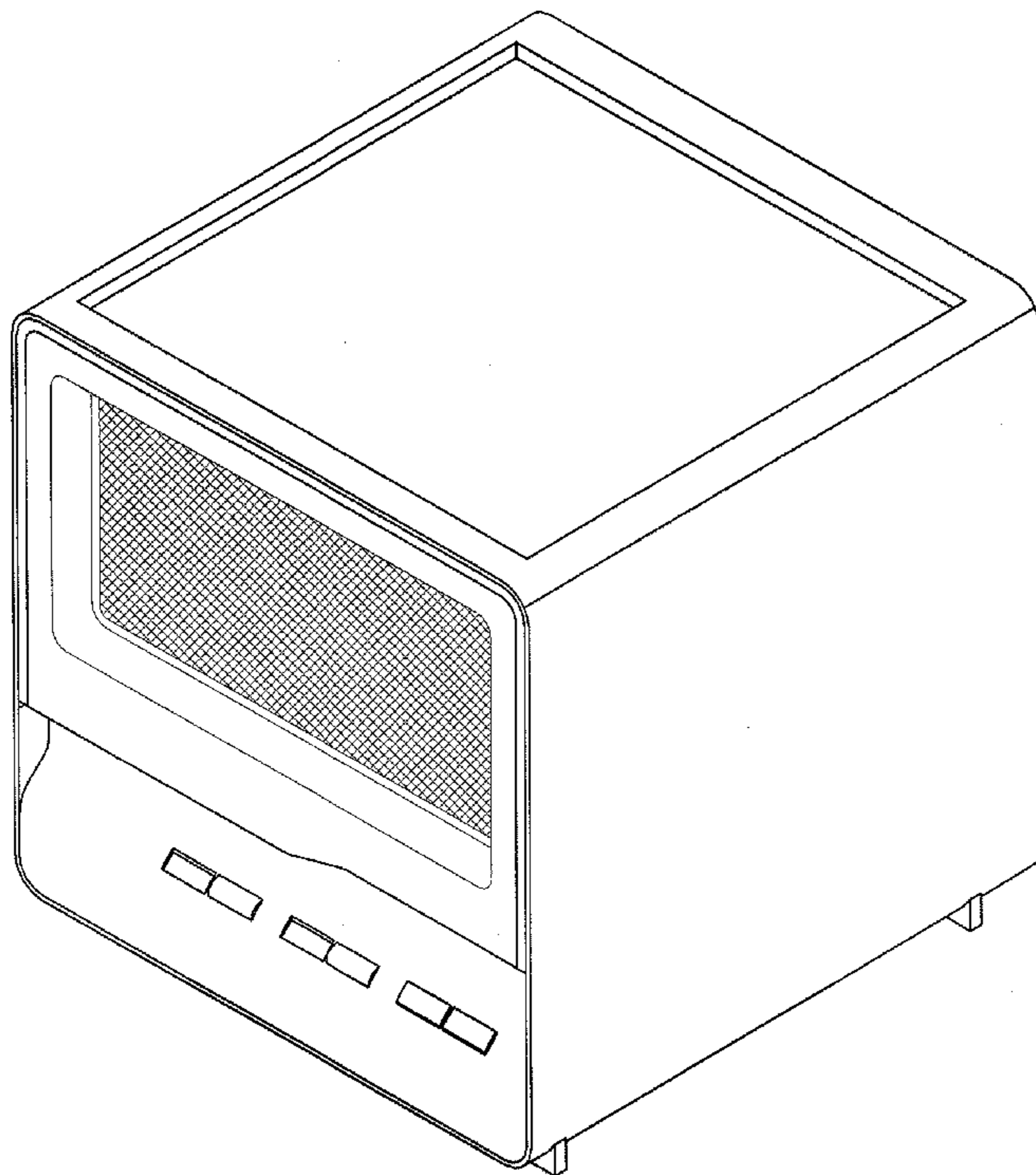


FIG. 1

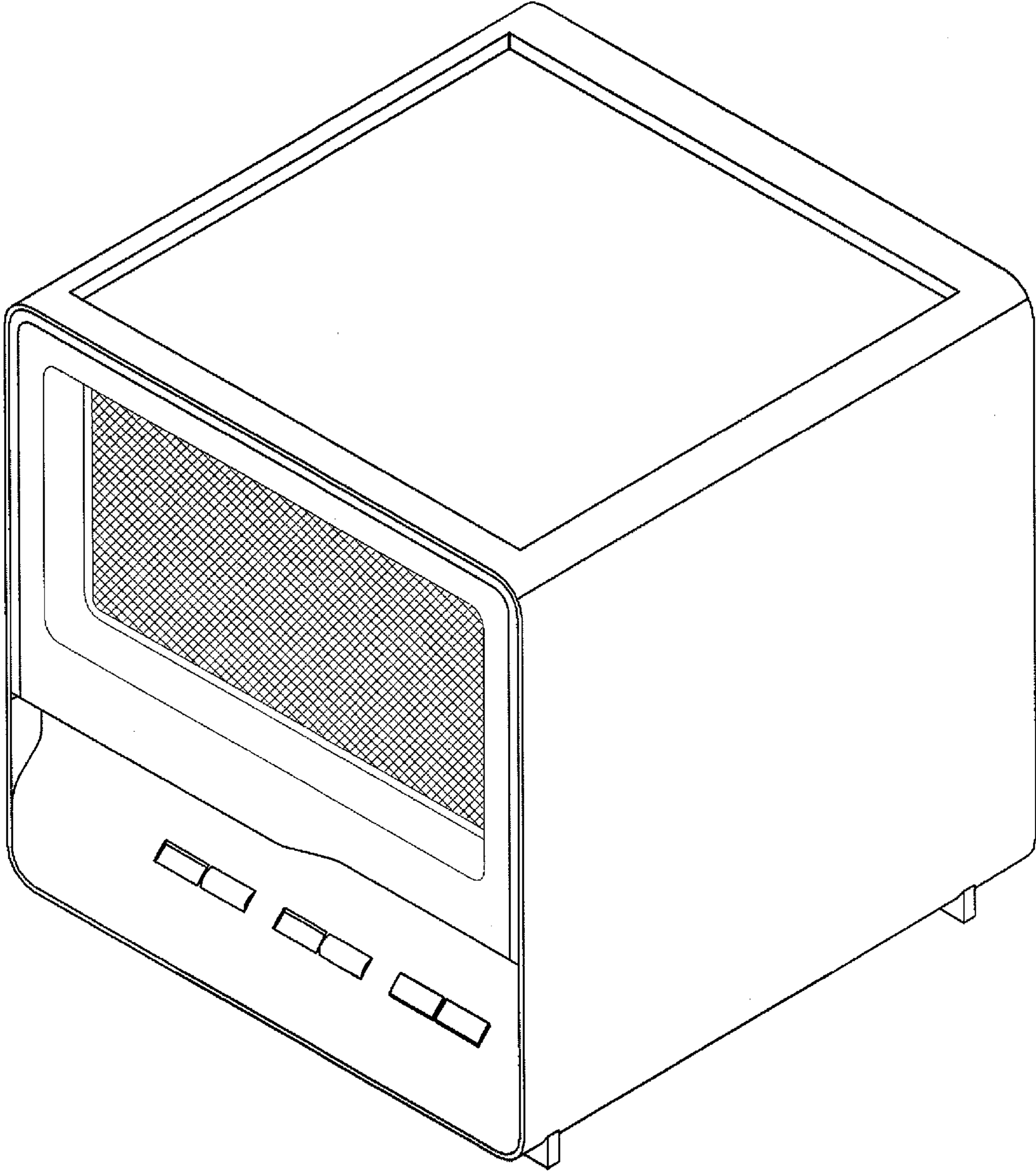


FIG. 2




FIG. 3

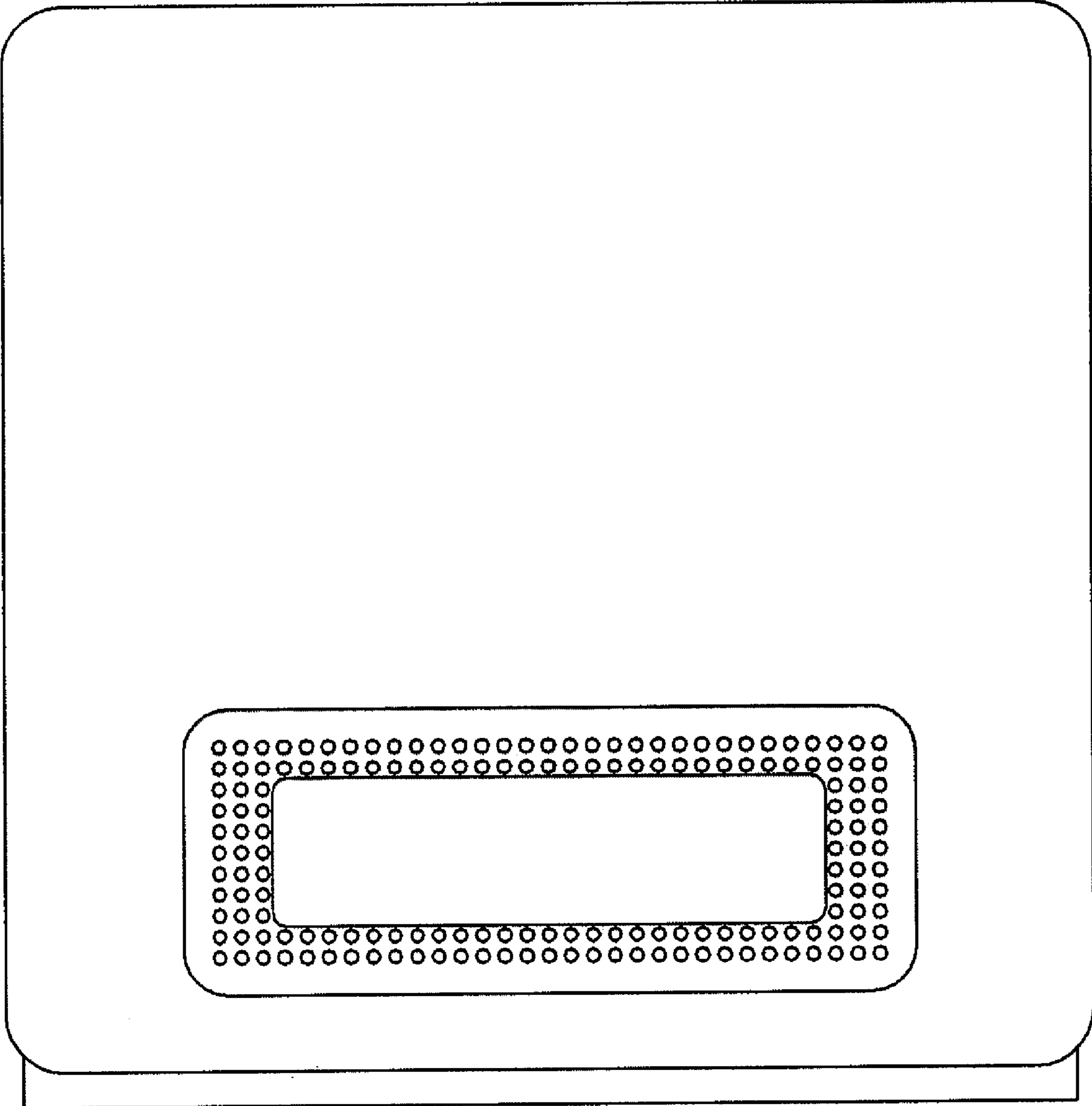


FIG. 4




FIG. 5




FIG. 6




FIG. 7

