



US00D631269S

(12) **United States Design Patent**  
**Davenport**

(10) **Patent No.:** **US D631,269 S**  
(45) **Date of Patent:** **\*\* Jan. 25, 2011**

(54) **COMBINATION FOLDED PAPER TOWEL  
AND DISPENSER THEREFOR**

(76) Inventor: **Edwin L. Davenport**, P.O. Box 526,  
4343 Indian Creek Rd., Happy Camp,  
CA (US) 96039

(\*\*) Term: **14 Years**

(21) Appl. No.: **29/354,106**

(22) Filed: **Jan. 19, 2010**

(51) **LOC (9) Cl.** ..... **20-02**

(52) **U.S. Cl.** ..... **D6/518**

(58) **Field of Classification Search** ..... D6/515-523;  
312/34.1, 34.4; 206/804, 812, 494; 211/13.1,  
211/48, 49; 222/22, 33, 45, 286  
See application file for complete search history.

(56) **References Cited**

**U.S. PATENT DOCUMENTS**

4,181,225	A *	1/1980	Spiegelberg	.....	206/494
D474,056	S *	5/2003	Mandell	.....	D6/518
D508,955	S *	8/2005	Jour	.....	D19/86
D611,744	S *	3/2010	Mayer	.....	D6/518
D617,127	S *	6/2010	Wang	.....	D6/518

\* cited by examiner

*Primary Examiner*—Brian N Vinson

(74) *Attorney, Agent, or Firm*—QuickPatents, Inc.; Kevin Prince

(57) **CLAIM**

The ornamental design for a combination folder paper towel and dispenser therefor.

**DESCRIPTION**

FIG. 1 is an exploded perspective view of a combination folded paper towel and dispenser therefor showing my new design with the paper towel shown withdrawn from the dispenser;

FIG. 2 is an alternate perspective view thereof, showing the paper towel within the dispenser;

FIG. 3 is a front elevational view thereof, the rear elevational view being a mirror image thereof;

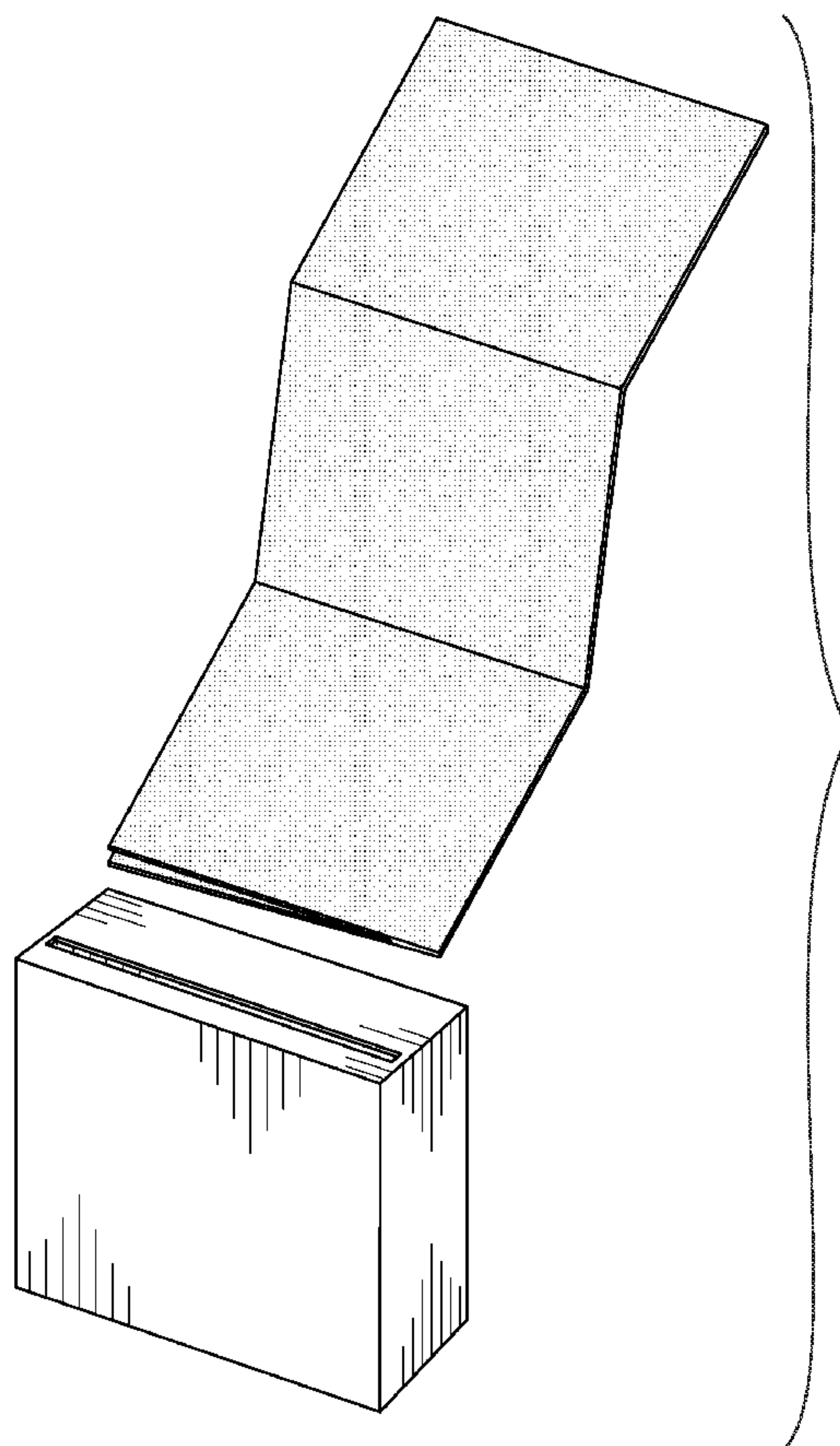
FIG. 4 is a left-side elevational view thereof;

FIG. 5 is a right-side elevational view thereof;

FIG. 6 is a top plan view thereof; and,

FIG. 7 is a bottom plan view thereof.

**1 Claim, 3 Drawing Sheets**



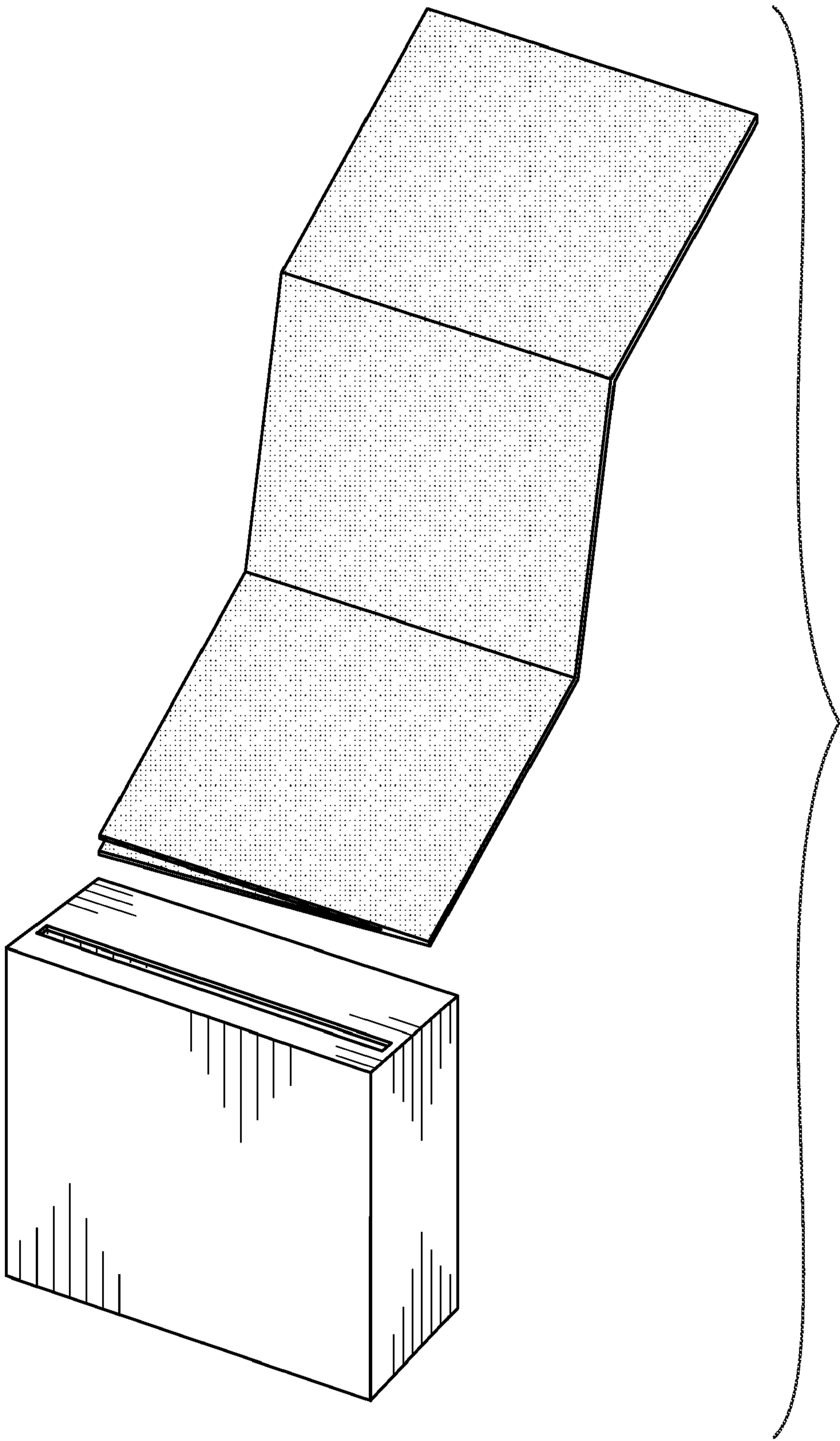


FIG. 1

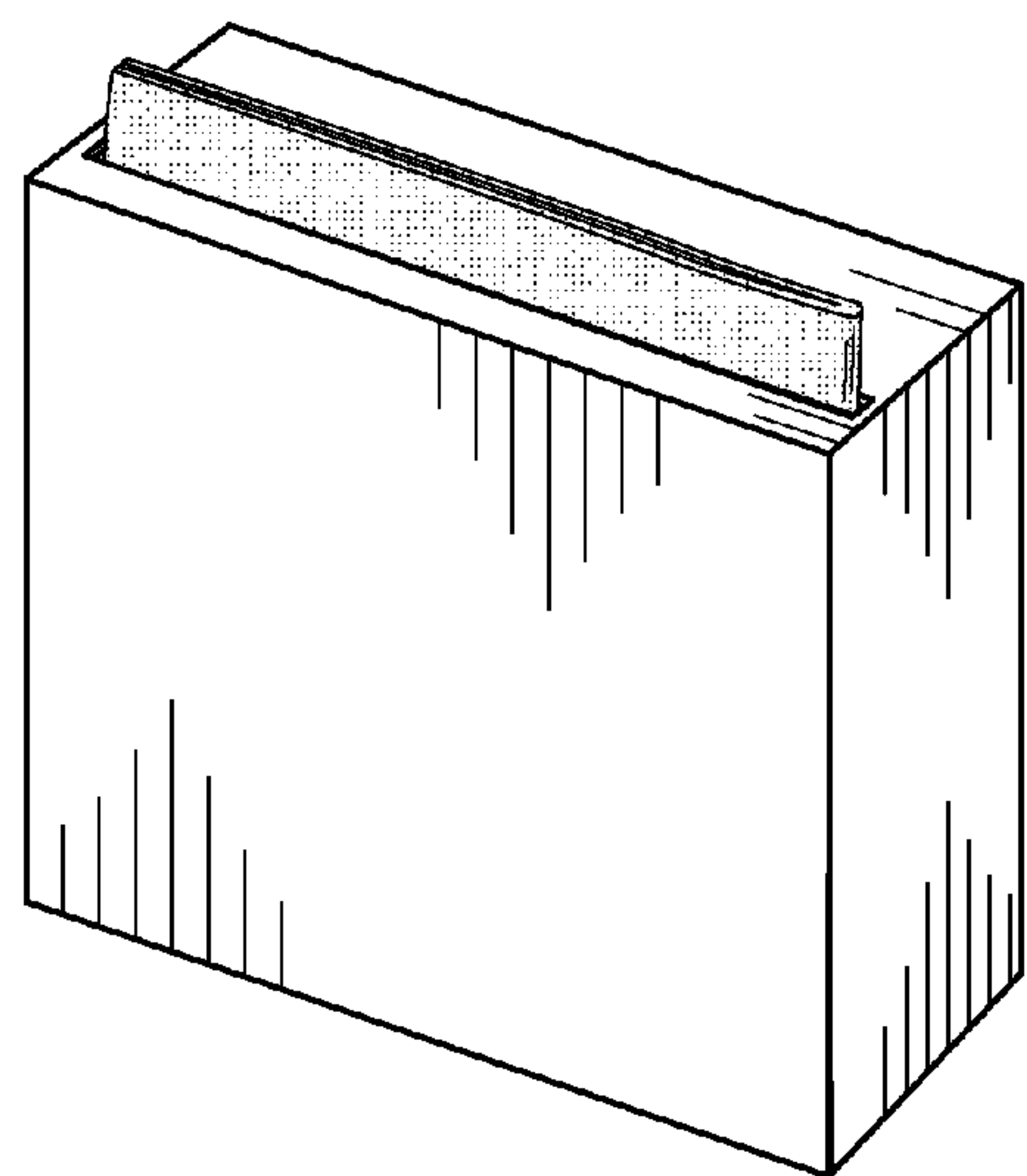


FIG. 2

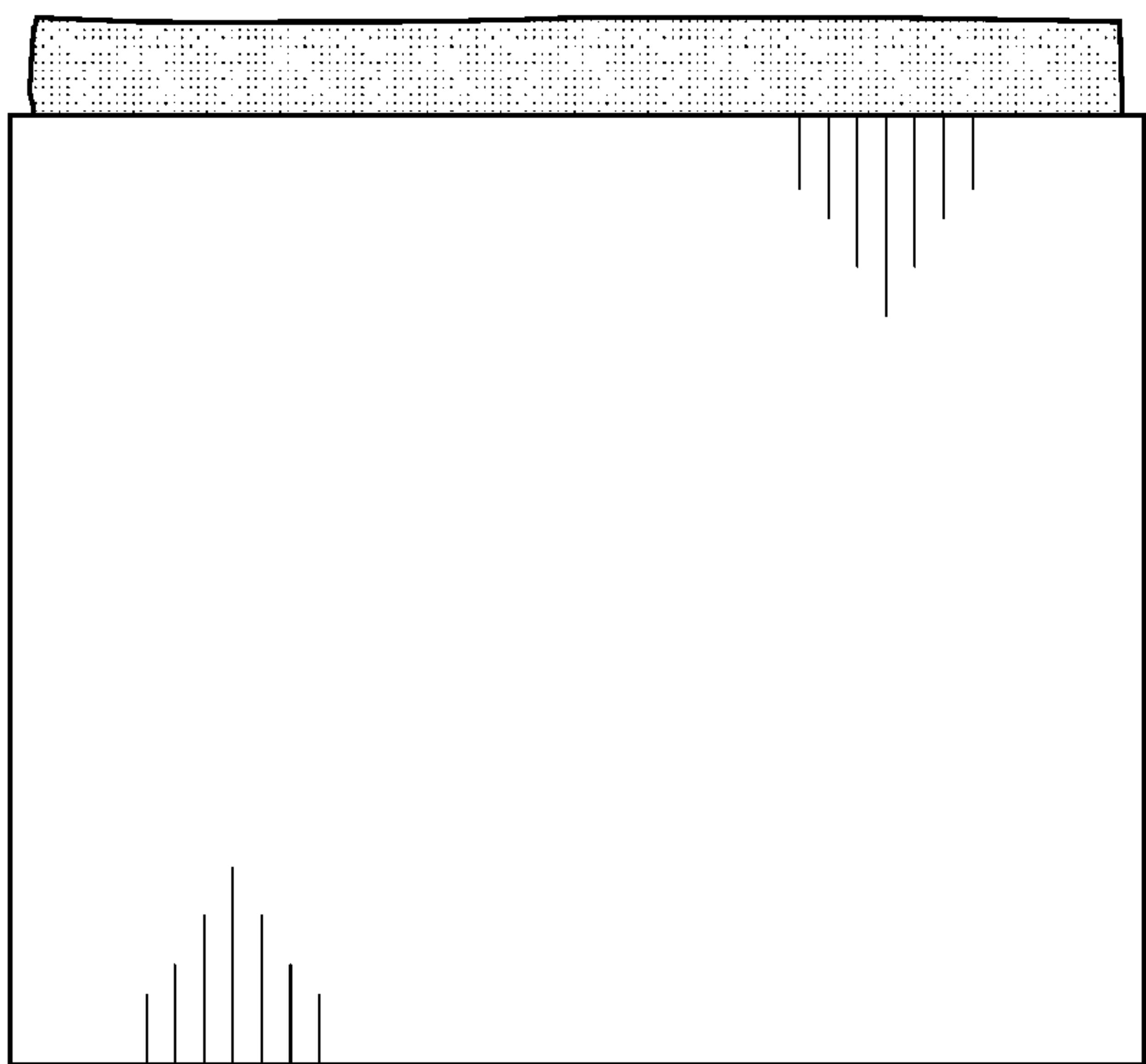


FIG. 3




FIG. 4




FIG. 5

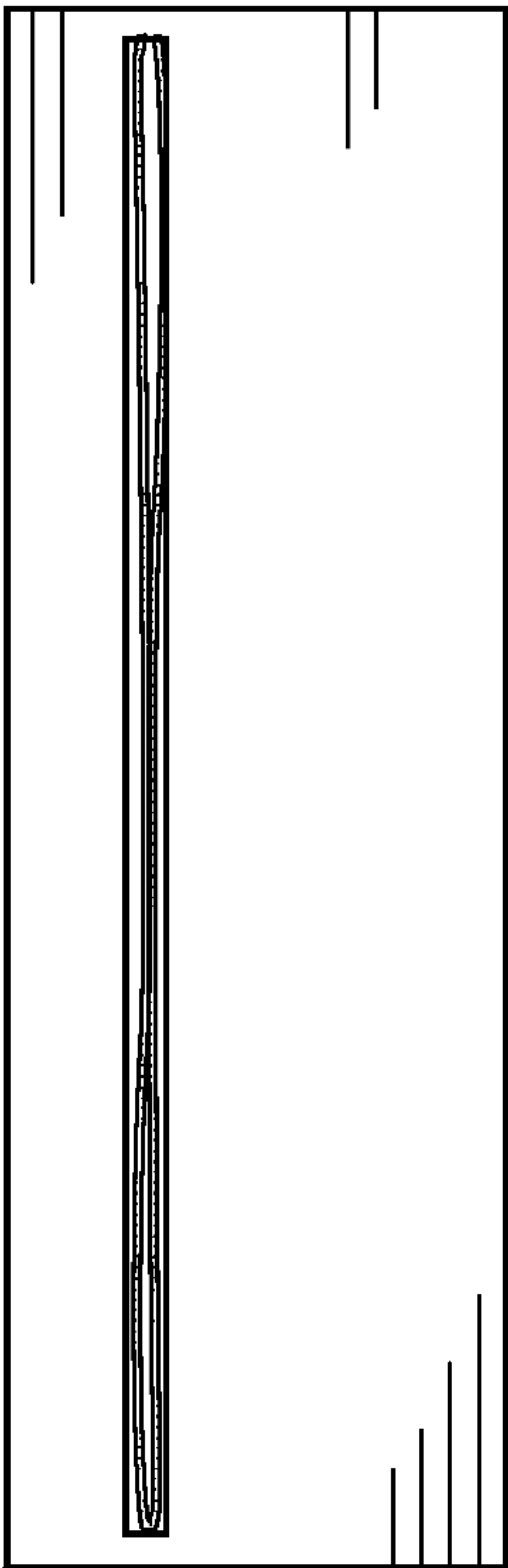


FIG. 6




FIG. 7