

US00D631263S

(12) **United States Design Patent**
Tang et al.

(10) **Patent No.:** **US D631,263 S**

(45) **Date of Patent:** **** *Jan. 25, 2011**

(54) **DIGITAL PHOTO FRAME**

(75) Inventors: **Chiang-Kuo Tang**, Taipei Hsien (TW);
Kuan-Hong Hsieh, Taipei Hsien (TW);
Te-Yuan Kung, Taipei Hsien (TW);
Xiao-Guang Li, Shenzhen (CN)

(73) Assignee: **Hon Hai Precision Industry Co., Ltd.**,
Tu-Cheng, Taipei Hsien (TW)

(*) Notice: This patent is subject to a terminal disclaimer.

(**) Term: **14 Years**

(21) Appl. No.: **29/336,402**

(22) Filed: **May 3, 2009**

(30) **Foreign Application Priority Data**

Dec. 18, 2008 (CN) 2008 3 0303281

(51) **LOC (9) Cl.** **06-07**

(52) **U.S. Cl.** **D6/308; D14/371; D6/300**

(58) **Field of Classification Search** D6/300-314;
40/700, 768, 717, 714, 721, 735, 773; D14/371,
D14/372, 448, 449, 450, 374, 381, 382, 336,
D14/337, 250, 146, 341, 496, 331, 126, 130;
D20/10; D10/24, 75, 2; 428/138; 206/454
See application file for complete search history.

(56) **References Cited**

U.S. PATENT DOCUMENTS

4,777,746 A * 10/1988 Brooks 40/773
5,279,880 A * 1/1994 Cohart 428/138
6,792,710 B2 * 9/2004 Whitlow et al. 40/768

6,997,318 B2 * 2/2006 Park 206/454
D560,917 S * 2/2008 Fields D6/300
D587,463 S * 3/2009 Franco et al. D6/300
D589,478 S * 3/2009 Wang D14/126
2003/0084600 A1 * 5/2003 Peterson 40/768
2006/0207145 A1 * 9/2006 Kim et al. 40/700
2008/0244949 A1 * 10/2008 Forbes et al. 40/700

OTHER PUBLICATIONS

Digital Home, Apr. 2008, p. 65, Taipei, Taiwan.

* cited by examiner

Primary Examiner—Philip S Hyder

Assistant Examiner—Sydney R Buffalow

(74) *Attorney, Agent, or Firm*—Zhigang Ma

(57) **CLAIM**

The ornamental design for a digital photo frame, as shown and described.

DESCRIPTION

FIG. 1 is a perspective view of the design for a digital photo frame;

FIG. 2 is a front elevational view thereof;

FIG. 3 is a sectional view taken along lines 3—3 of FIG. 2;


FIG. 4 is a sectional view taken along lines 4—4 of FIG. 2;

FIG. 5 is a partially enlarged view taken in the area V of FIG. 3; and,

FIG. 6 is a partially enlarged view taken in the area VI of FIG. 4.

The top, bottom, left, right, and rear sides are flat and unornamented.

1 Claim, 6 Drawing Sheets






FIG. 1

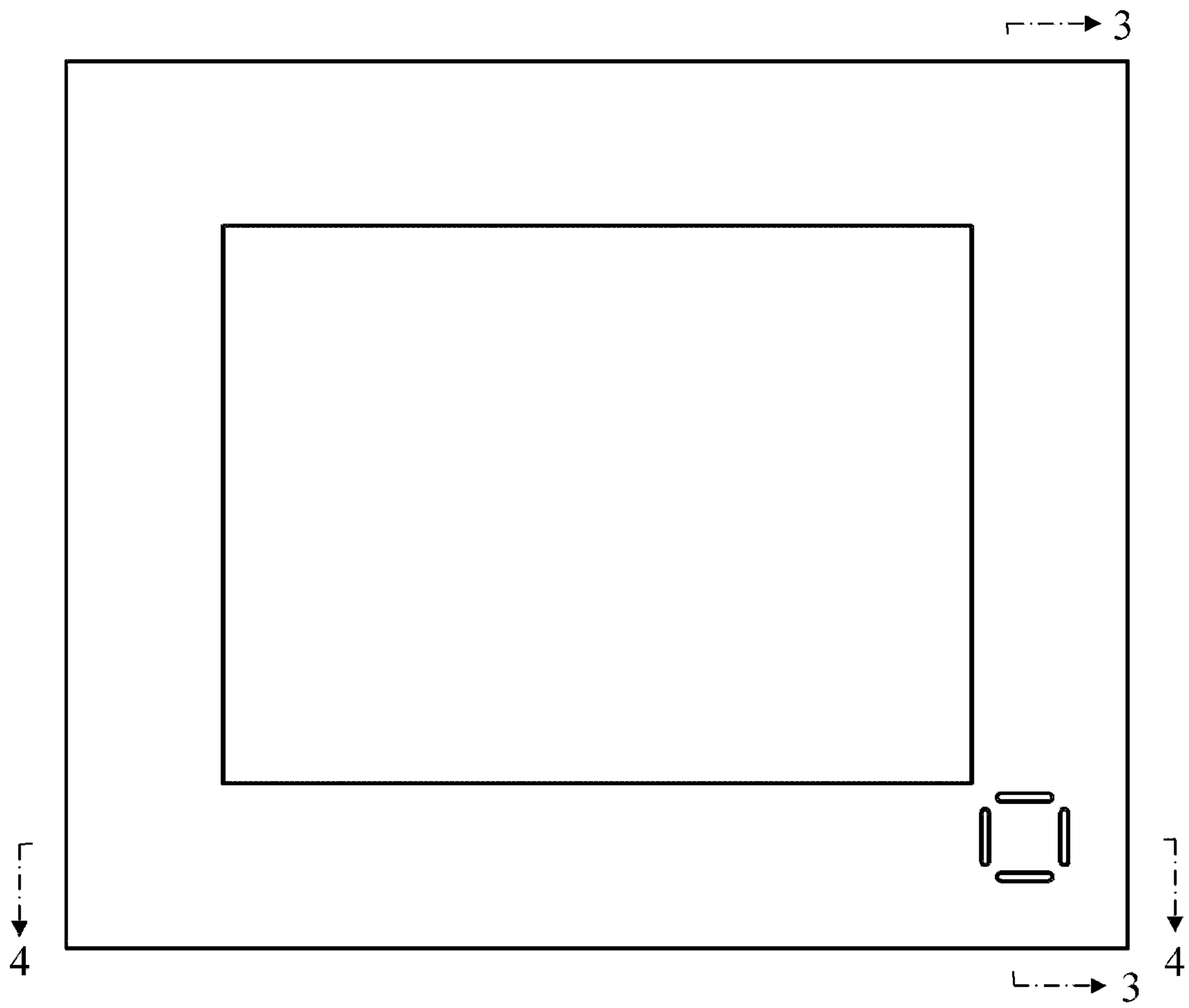


FIG. 2

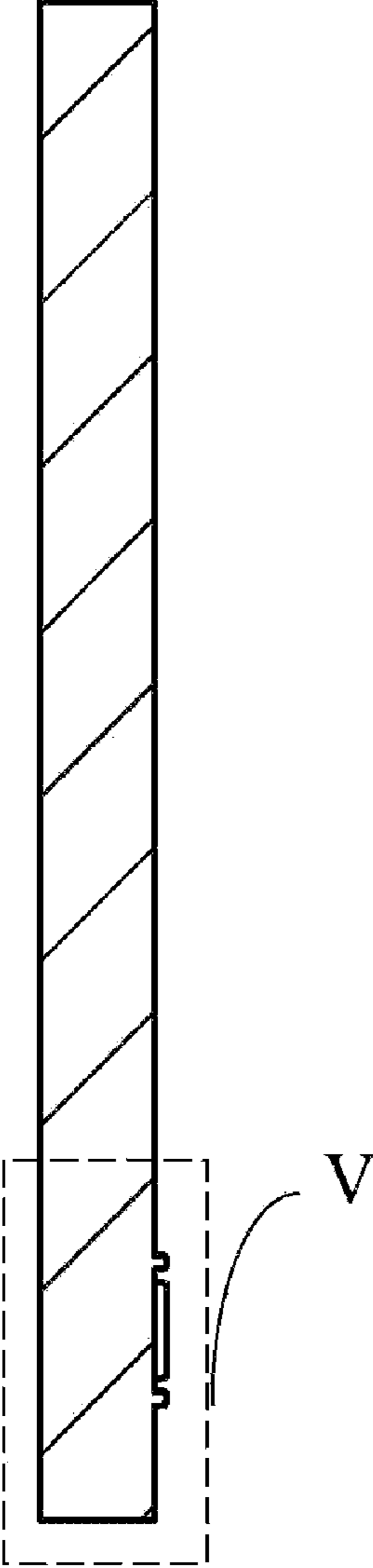


FIG. 3

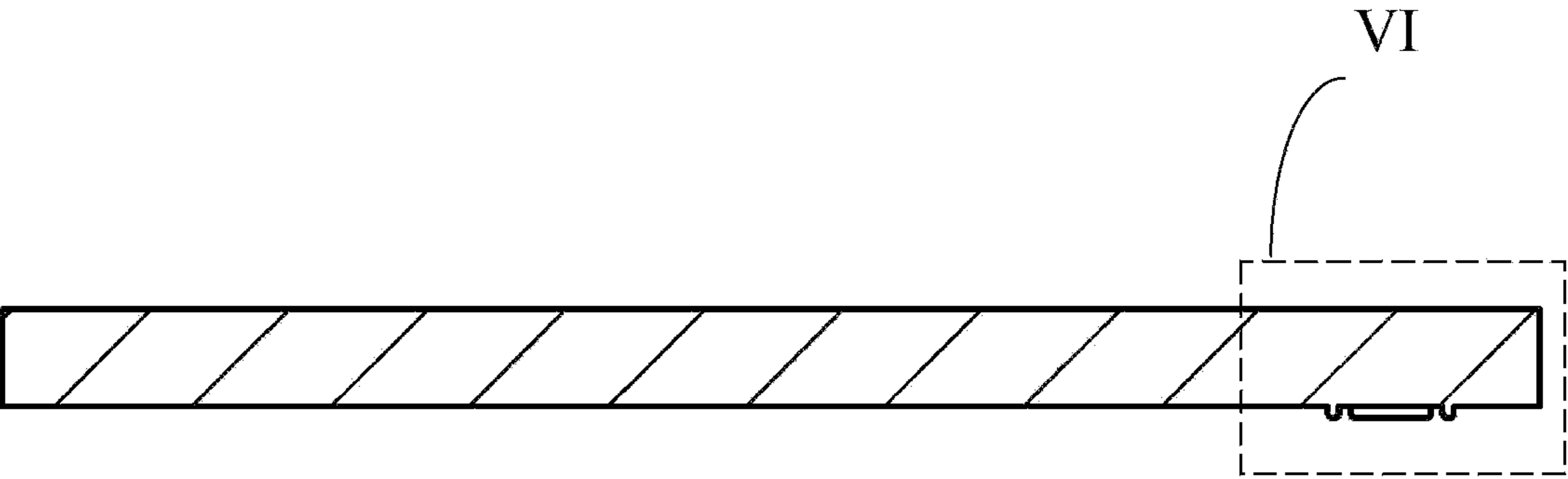


FIG. 4

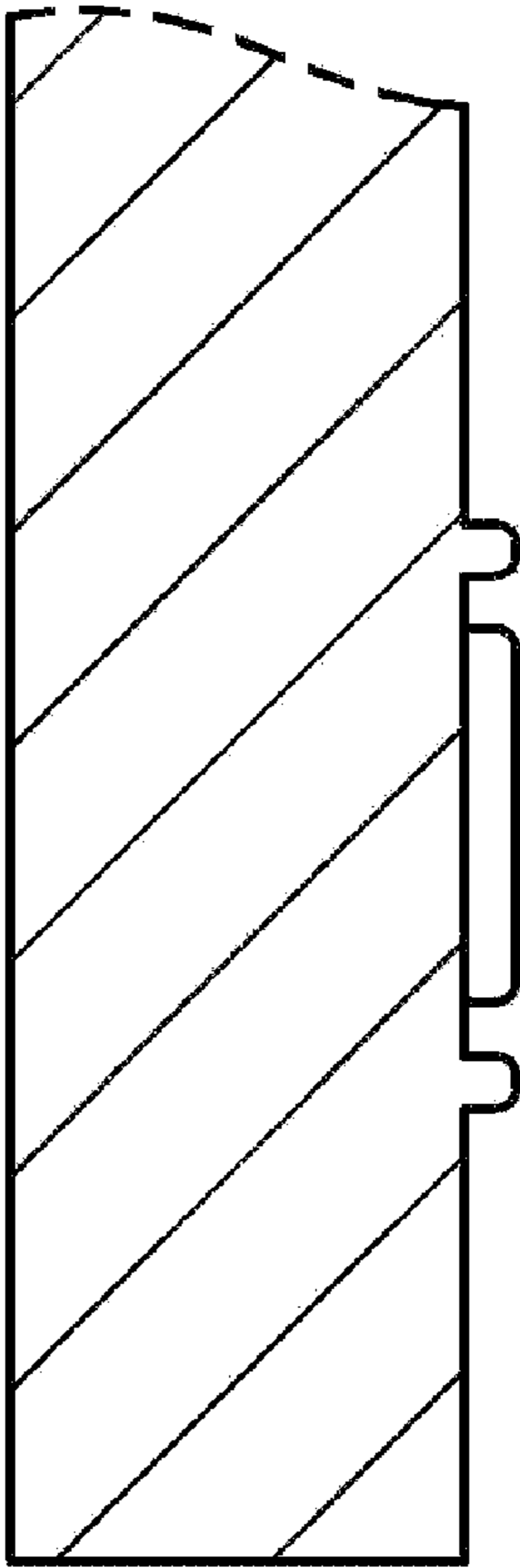


FIG. 5

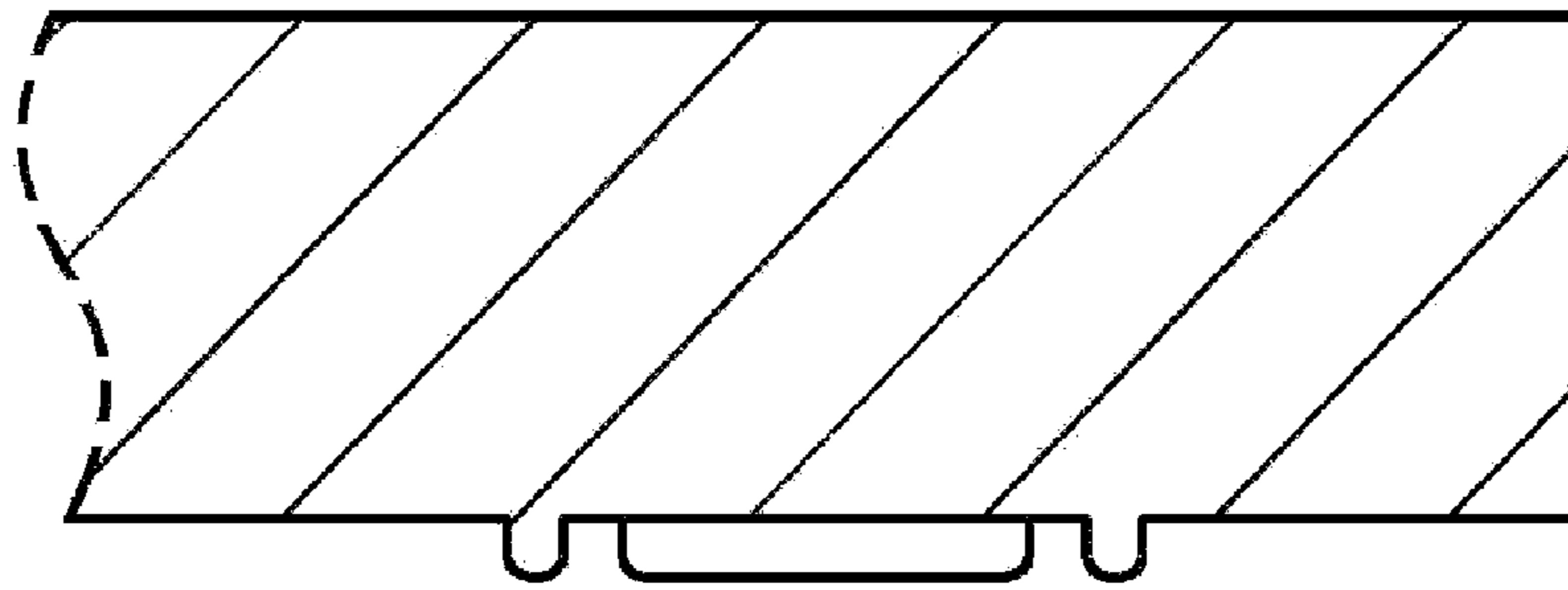


FIG. 6