



US00D631239S

(12) **United States Design Patent**
Loverin et al.

(10) **Patent No.:** **US D631,239 S**
(45) **Date of Patent:** **** Jan. 25, 2011**

(54) **PAIR OF INFANT SHOE SOLES**
(75) Inventors: **Marc R. Loverin**, Scituate, MA (US);
James Cheney, Northboro, MA (US);
Matthew R. Clerc, Acushnet, MA (US);
Rose Anderson, Arlington, MA (US);
David Thorpe, Acton, MA (US)
(73) Assignee: **SRL, LLC**, Lexington, MA (US)

2,553,616 A 5/1951 Walls
3,568,340 A 3/1971 Gardner
3,988,840 A 11/1976 Minihane
4,067,123 A 1/1978 Minihane
D248,192 S * 6/1978 Stevenson D2/908
4,274,211 A 6/1981 Funck
D275,144 S 8/1984 Radford
D319,338 S * 8/1991 Nakano D2/954
5,625,964 A * 5/1997 Lyden et al. 36/29

(Continued)

(**) Term: **14 Years**

Primary Examiner—T. Chase Nelson
(74) *Attorney, Agent, or Firm*—Fish & Richardson P.C.

(21) Appl. No.: **29/352,269**

(22) Filed: **Dec. 18, 2009**

(57) **CLAIM**

The ornamental design for a pair of infant shoe soles, as shown and described.

Related U.S. Application Data

(63) Continuation of application No. 29/336,599, filed on May 6, 2009, now Pat. No. Des. 608,998.

DESCRIPTION

(51) **LOC (9) Cl.** **02-04**

FIG. 1 is a rear perspective view showing a left component of a pair of infant shoes, showing our design;
FIG. 2 is a front perspective view of the infant shoe of FIG. 1;
FIG. 3 is a bottom view of the infant shoe of FIG. 1;
FIG. 4 is a top view of the infant shoe of FIG. 1;
FIG. 5 is a left side view of the infant shoe of FIG. 1;
FIG. 6 is a right side view of the infant shoe of FIG. 1;
FIG. 7 is a front view of the infant shoe of FIG. 1; and,
FIG. 8 is a rear view of the infant shoe of FIG. 1.

(52) **U.S. Cl.** **D2/956; D2/951; D2/953; D2/954; D2/955**

(58) **Field of Classification Search** D2/902, D2/908, 916, 918, 925, 946, 947, 951–954, D2/956–962, 977; 36/3 B, 22 R, 24.5, 25 R, 36/28, 32 R, 34 R, 59 C, 103
See application file for complete search history.

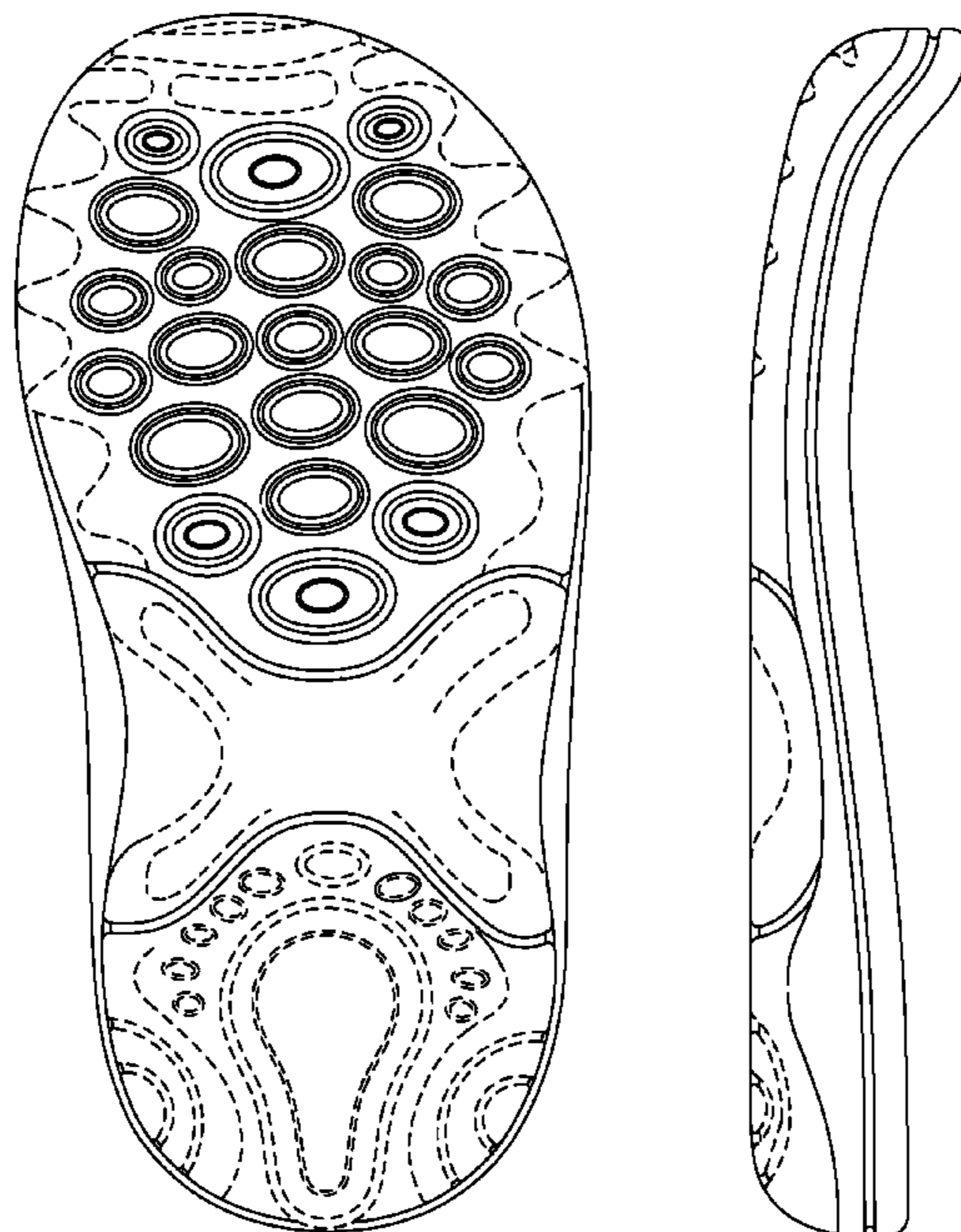
(56) **References Cited**

U.S. PATENT DOCUMENTS

1,049,087 A 12/1912 Hill
D60,524 S 3/1922 Gaken
1,653,059 A 12/1927 Nelson
2,090,881 A * 8/1937 Wilson 36/29
2,114,421 A * 4/1938 Giuffre 36/11.5

The drawings show the design of an infant shoe sole suitable for being worn on the left foot. The ornamental design also includes the mirror images of drawings, i.e., the design of an infant shoe sole suitable for being worn on the right foot.

1 Claim, 7 Drawing Sheets



US D631,239 S

Page 2

U.S. PATENT DOCUMENTS

6,055,746	A *	5/2000	Lyden et al.	36/29	D560,334	S *	1/2008	Della Valle	D2/956
D445,561	S	7/2001	Bramani		D561,436	S	2/2008	St. Louis	
6,385,866	B1 *	5/2002	Sotter	36/67 R	D561,437	S	2/2008	Evans et al.	
D461,947	S	8/2002	Merceron		D561,982	S	2/2008	Hoyt	
D466,682	S *	12/2002	Ortuno Santa	D2/954	D563,085	S	3/2008	Matis	
D475,182	S	6/2003	Matis		D563,636	S	3/2008	Matis et al.	
D498,350	S	11/2004	Recchi		D564,739	S	3/2008	Belley et al.	
D502,595	S	3/2005	Sonnergren		D566,936	S	4/2008	Schoenborn et al.	
D504,758	S	5/2005	Sonnergren		7,386,945	B2 *	6/2008	Burgess	36/3 R
D508,308	S	8/2005	Galway		D572,447	S	7/2008	Schoenborn et al.	
D509,048	S	9/2005	Sonnergren		D580,142	S *	11/2008	Duffy	D2/955
D516,781	S	3/2006	Ardissono et al.		D584,491	S	1/2009	Matis	
D522,724	S	6/2006	Urie et al.		D591,938	S *	5/2009	Beauger	D2/923
D530,893	S	10/2006	Sonnergren		D591,944	S *	5/2009	Issler	D2/954
D545,533	S	7/2007	Belley et al.		D592,389	S	5/2009	St-Louis et al.	
D546,034	S	7/2007	Matis et al.		D593,735	S	6/2009	Lam et al.	
D547,036	S	7/2007	Schoenborn et al.		D599,993	S	9/2009	Issler	
D547,933	S	8/2007	Loverin		D608,997	S *	2/2010	Loverin et al.	D2/956
D549,937	S	9/2007	Matis et al.		D609,895	S *	2/2010	Andersen et al.	D2/956
D549,938	S *	9/2007	Belley et al.	D2/956	7,676,955	B2 *	3/2010	Dojan et al.	36/29
D549,939	S	9/2007	Schoenborn et al.		D613,483	S *	4/2010	Della Valle	D2/923
D551,435	S	9/2007	Belley et al.		2005/0091881	A1 *	5/2005	Burgess	36/30 R
D554,336	S	11/2007	Schoenborn et al.		2008/0250666	A1 *	10/2008	Votolato	36/7.1 R
					2010/0126043	A1 *	5/2010	Loverin et al.	36/103

* cited by examiner

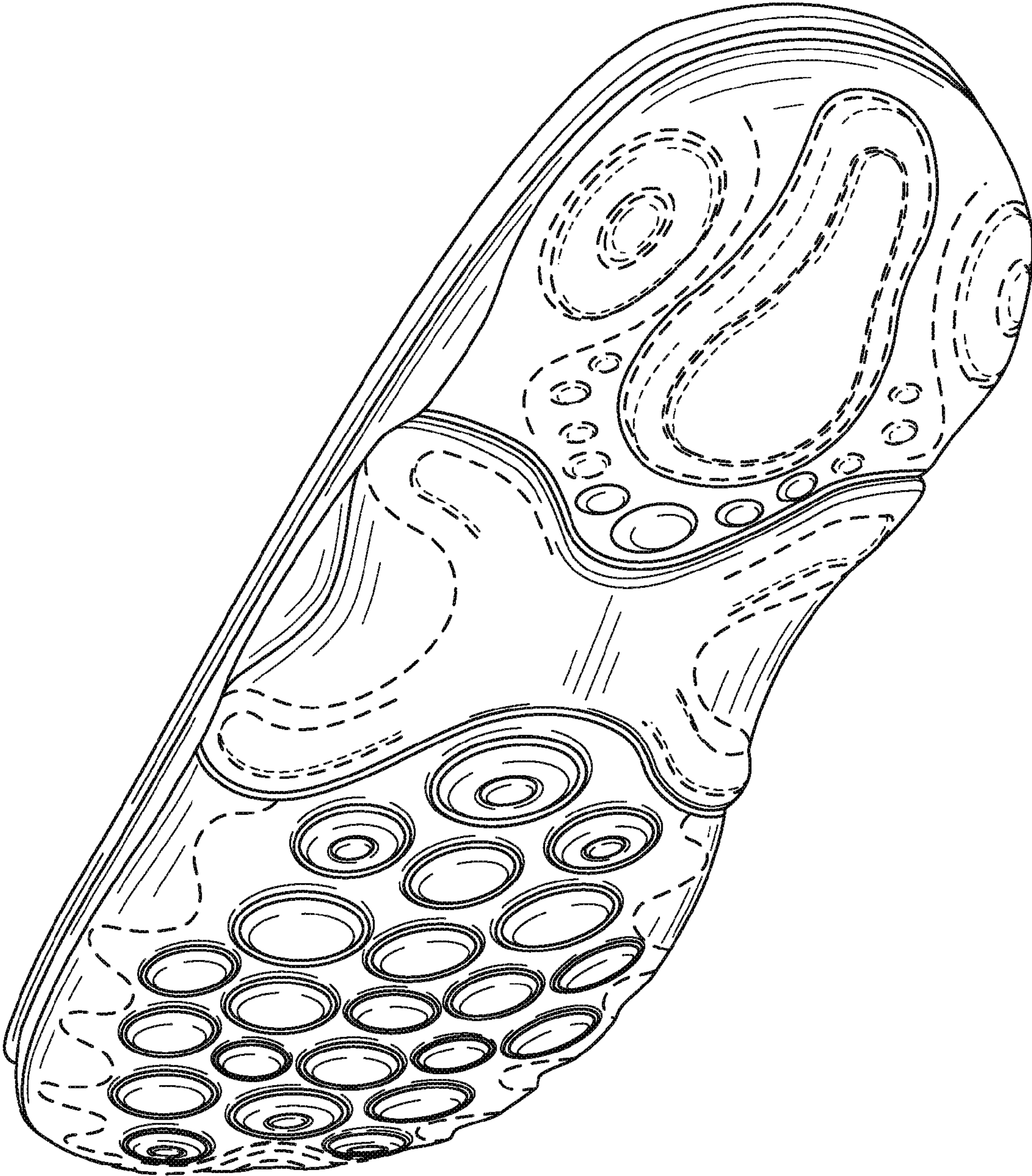


FIG. 1

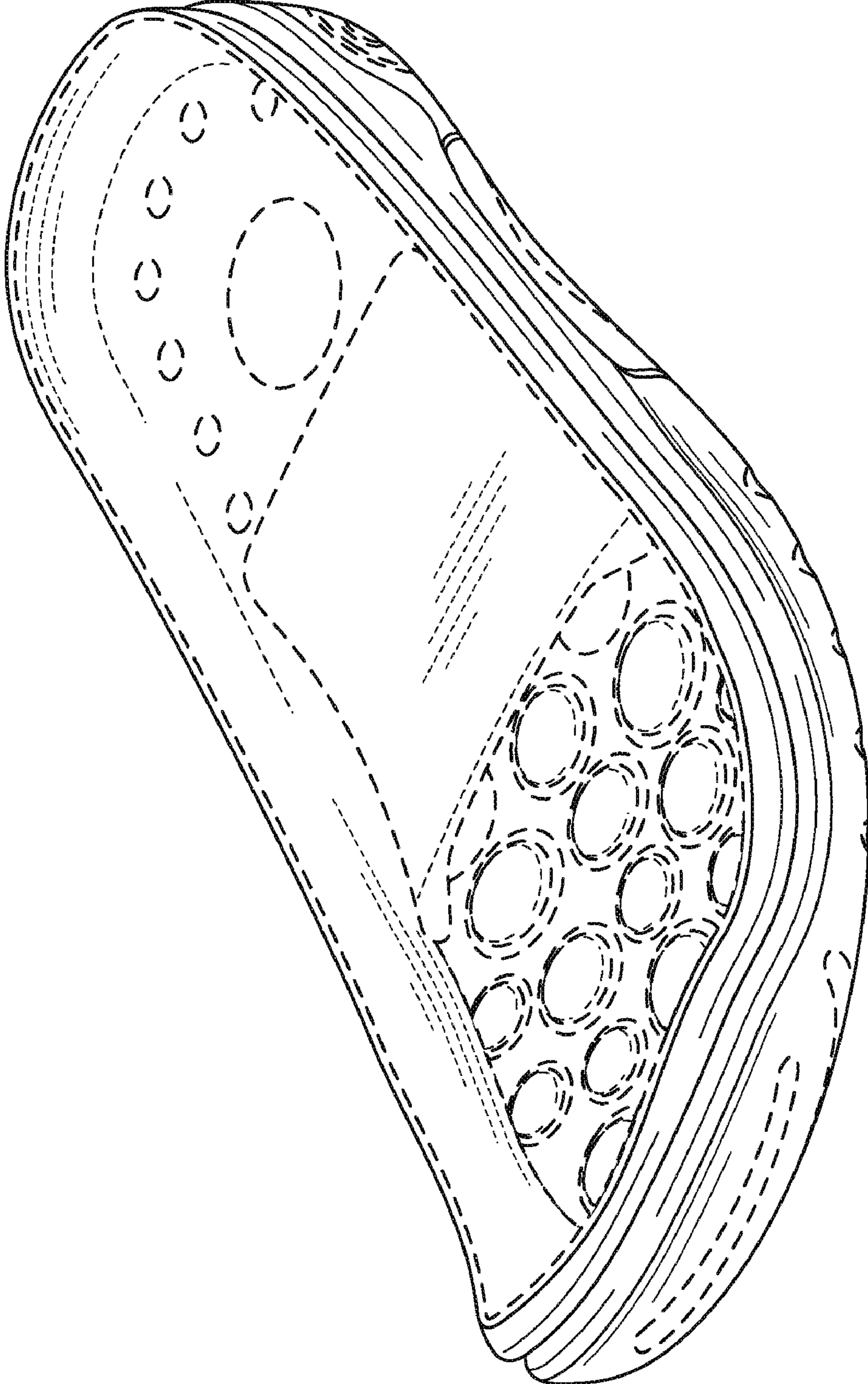


FIG. 2

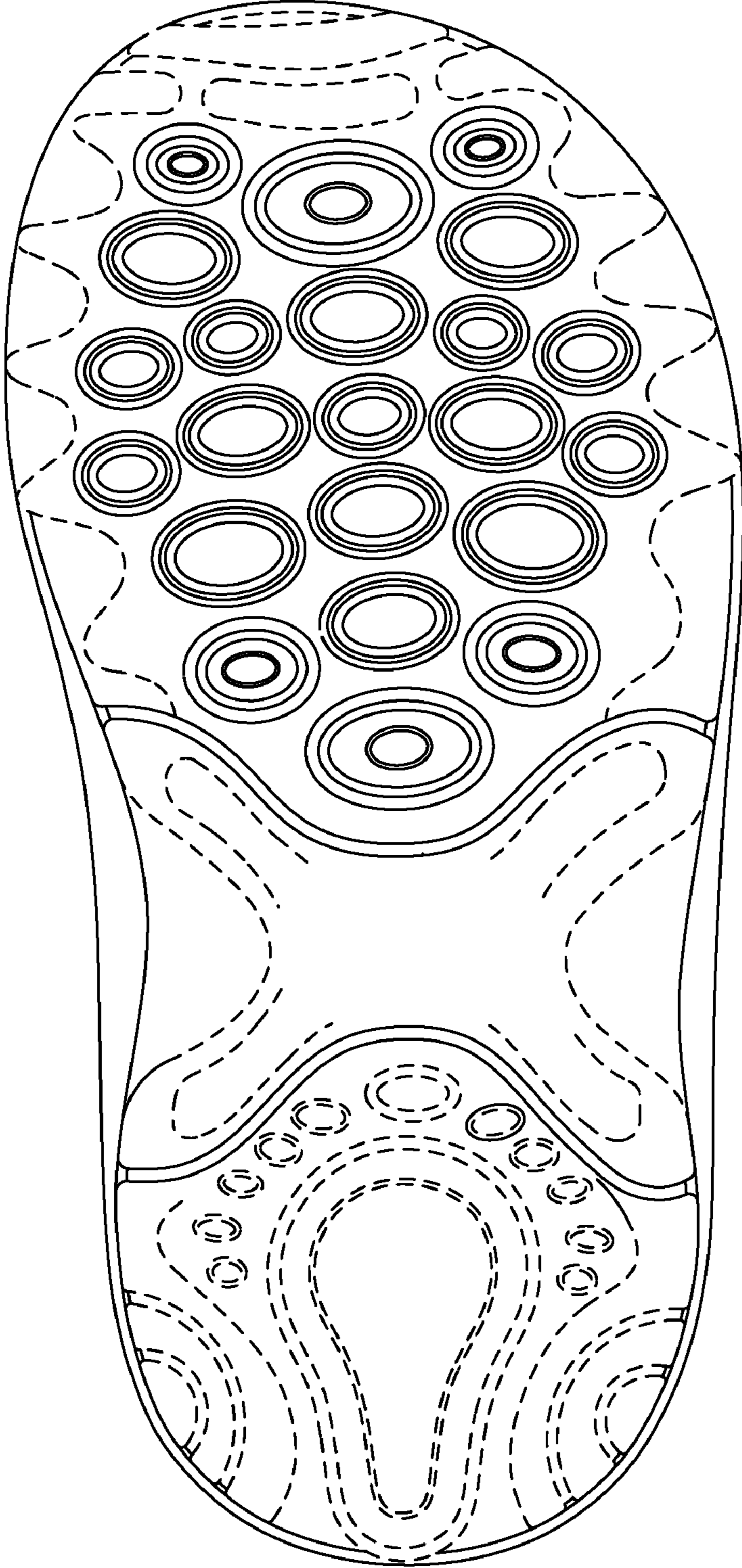


FIG. 3

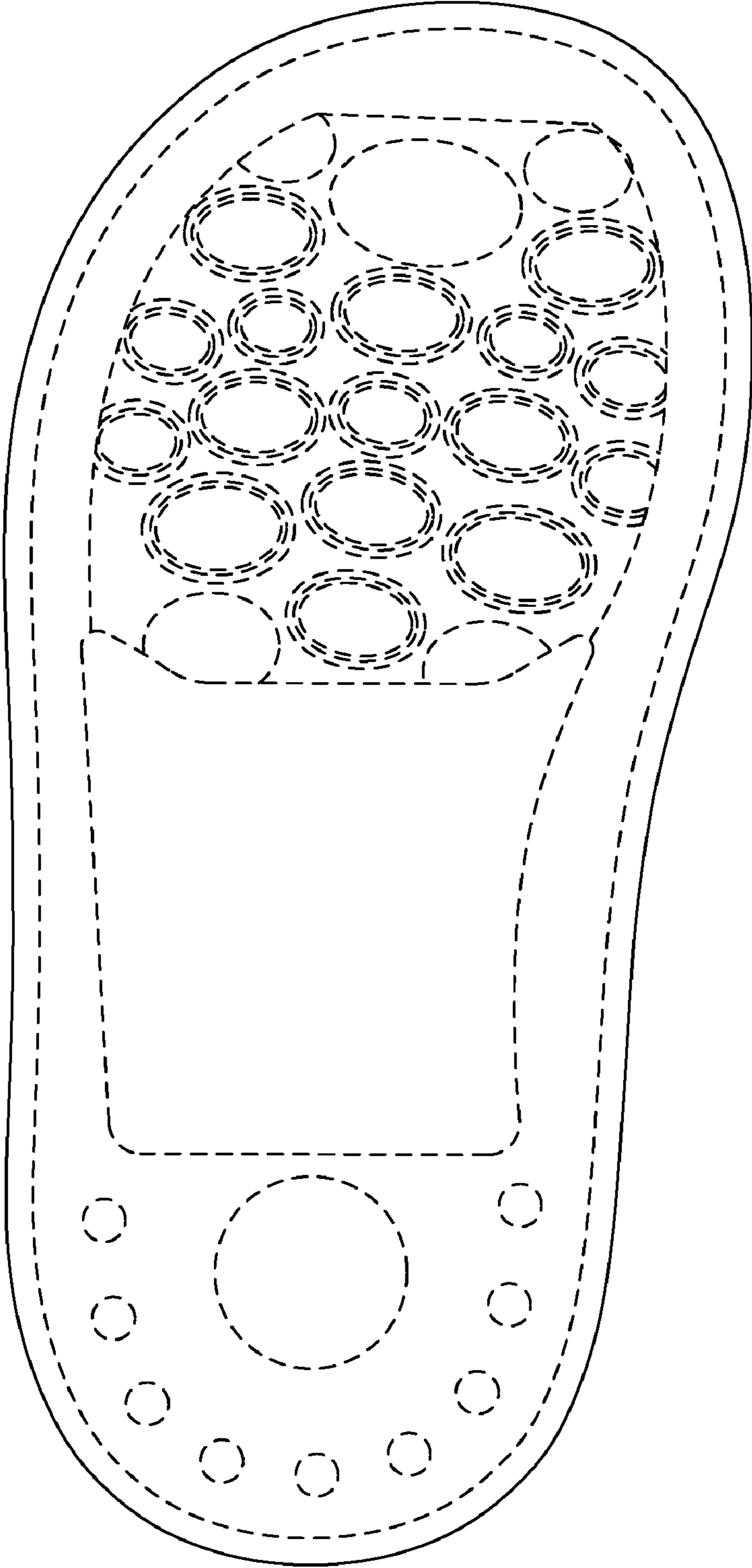


FIG. 4

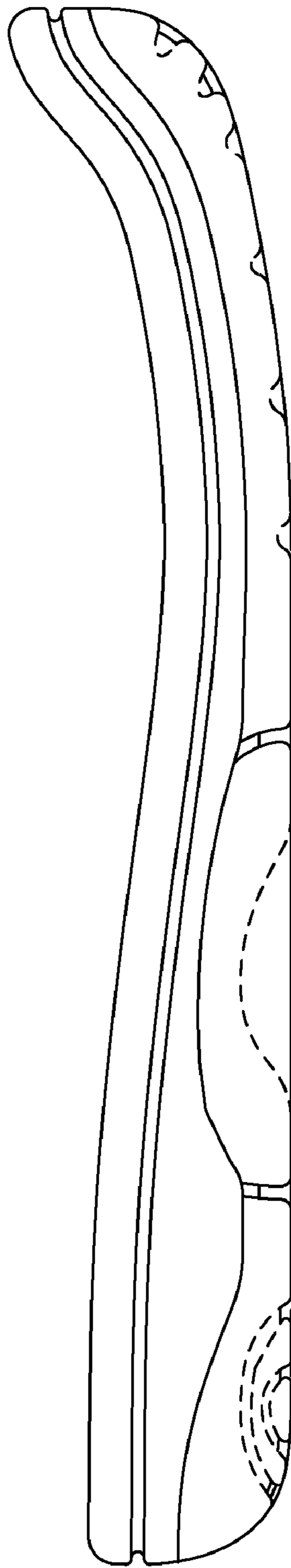


FIG. 5

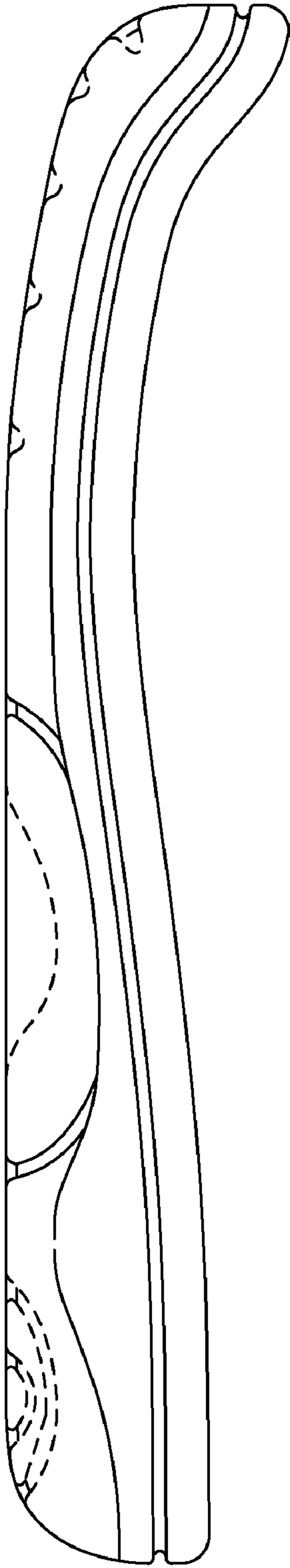


FIG. 6

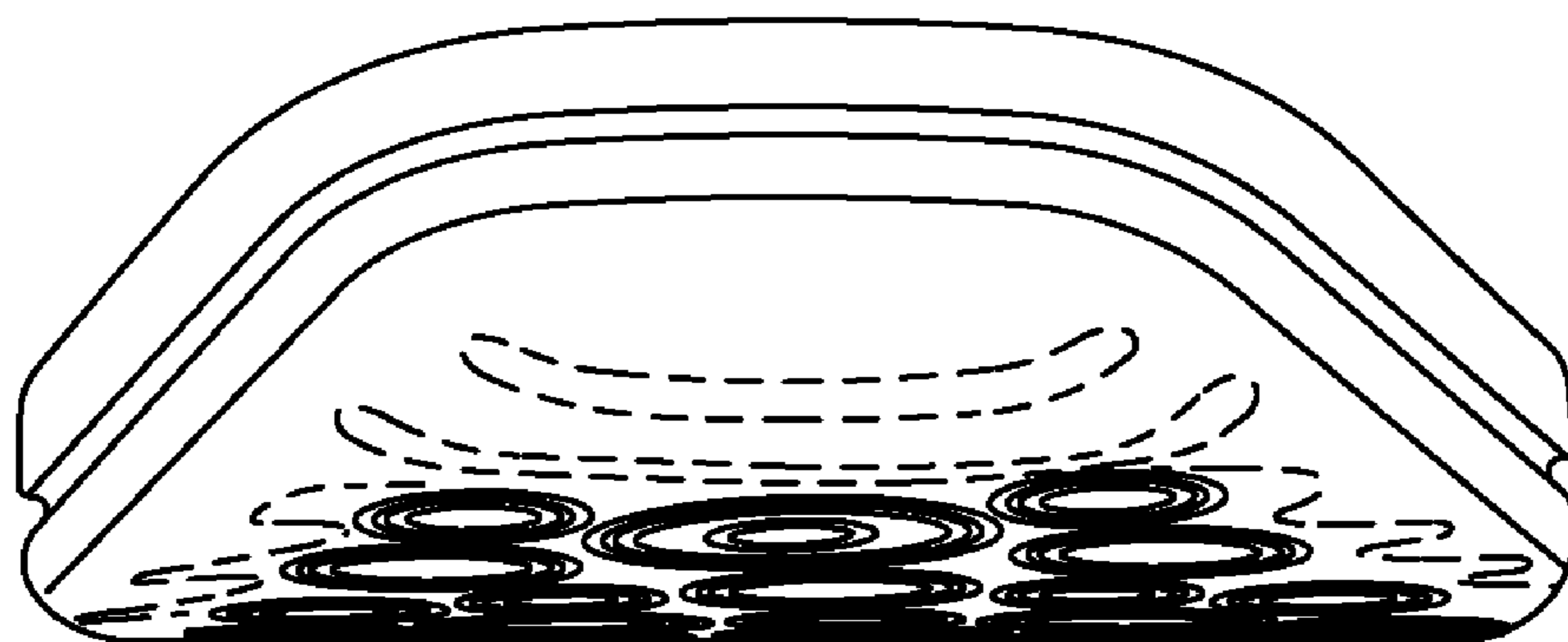


FIG. 7

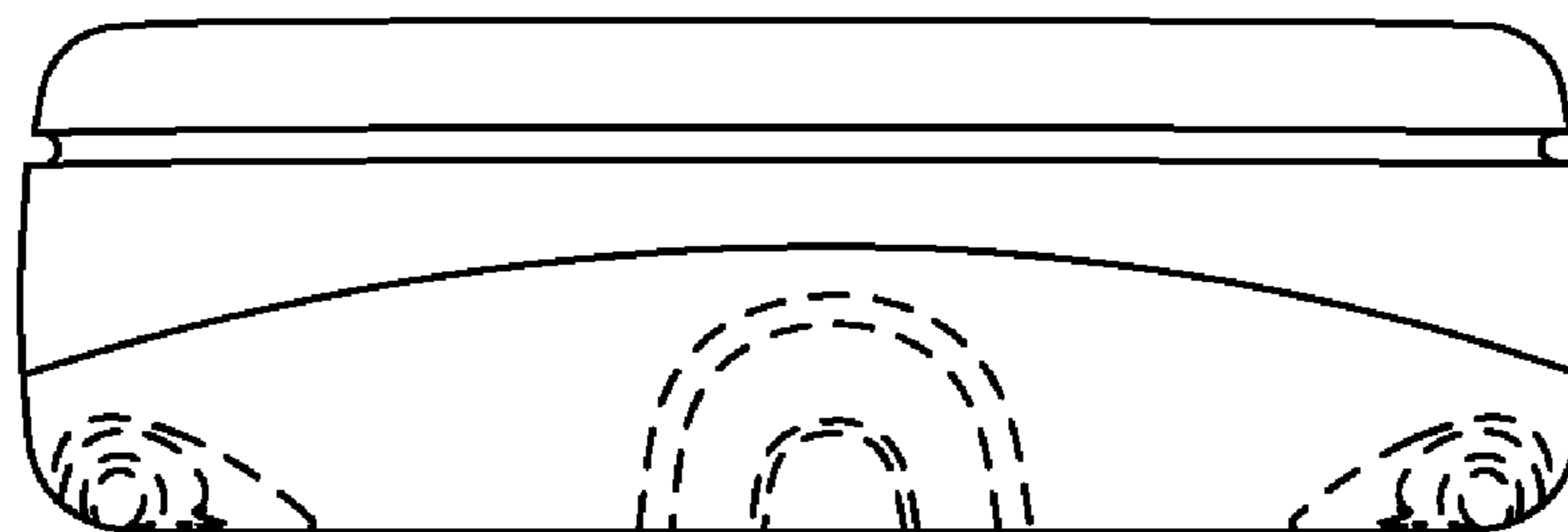


FIG. 8