



US00D631227S

(12) **United States Design Patent**
Bengyak

(10) **Patent No.:** **US D631,227 S**
(45) **Date of Patent:** **** Jan. 25, 2011**

(54) **GLOVES**

(76) Inventor: **Christopher Edward Bengyak**, 3030
10th Ct., Vero Beach, FL (US) 32960

(**) Term: **14 Years**

(21) Appl. No.: **29/368,867**

(22) Filed: **Aug. 31, 2010**

(51) **LOC (9) Cl.** **02-06**

(52) **U.S. Cl.** **D2/617**

(58) **Field of Classification Search** D2/610,
D2/612, 613, 614, 615, 616, 617, 618, 619,
D2/620, 621, 622, 623; D21/587, 588, 598,
D21/615, 655, 656, 807; D24/190; D28/63;
D29/113, 114, 115, 116.2, 117.1, 117.2, 118,
D29/119, 120.1, 120.2, 122, 123; D32/40,
D32/41, 42, 43; 2/16, 19, 20, 21, 158, 159,
2/160, 161.1, 161.2, 161.3, 161.4, 161.5,
2/161.6, 161.7, 161.8, 162, 163, 170, 455,
2/907, 917; 15/104.94, 107, 227; 40/586,
40/633; 441/56, 57, 58

See application file for complete search history.

(56) **References Cited**

U.S. PATENT DOCUMENTS

D61,481 S *	9/1922	Rice	D2/623
2,546,209 A *	3/1951	Baum	446/327
D189,638 S *	1/1961	Stanton	D2/616
D609,428 S *	2/2010	Bengyak	D2/615
D617,976 S *	6/2010	Bengyak	D2/615
D618,431 S *	6/2010	Bengyak	D2/615
D625,897 S *	10/2010	Bengyak	D2/615

OTHER PUBLICATIONS

“Star” character from Zapf Dingbat typeface (see first character in row 4, p. 2); [on-line], font design dated 1978. [Retrieved Nov. 3,

2010]. URL: <http://www.fonts.com/FindFonts/detail.htm?pid=201219> (6 pages).*

Dallas Cowboys Star Gloves, [on-line], [Internet], [retrieved Aug. 27, 2010]. <URL:<http://www.scorehere.com/product/ITEM-0022191>>.

* cited by examiner

Primary Examiner—Elizabeth A Albert

Assistant Examiner—Karen E Eldridge Powers

(74) *Attorney, Agent, or Firm*—Mayback & Hoffman, P.A.; Gregory L. Mayback; Scott D. Smiley

(57) **CLAIM**

The ornamental design for gloves, as shown and described.

DESCRIPTION

FIG. 1 is an elevational palm-side view of a right-hand glove according to the present invention;

FIG. 2 is an elevational backhand view of the glove of FIG. 1;

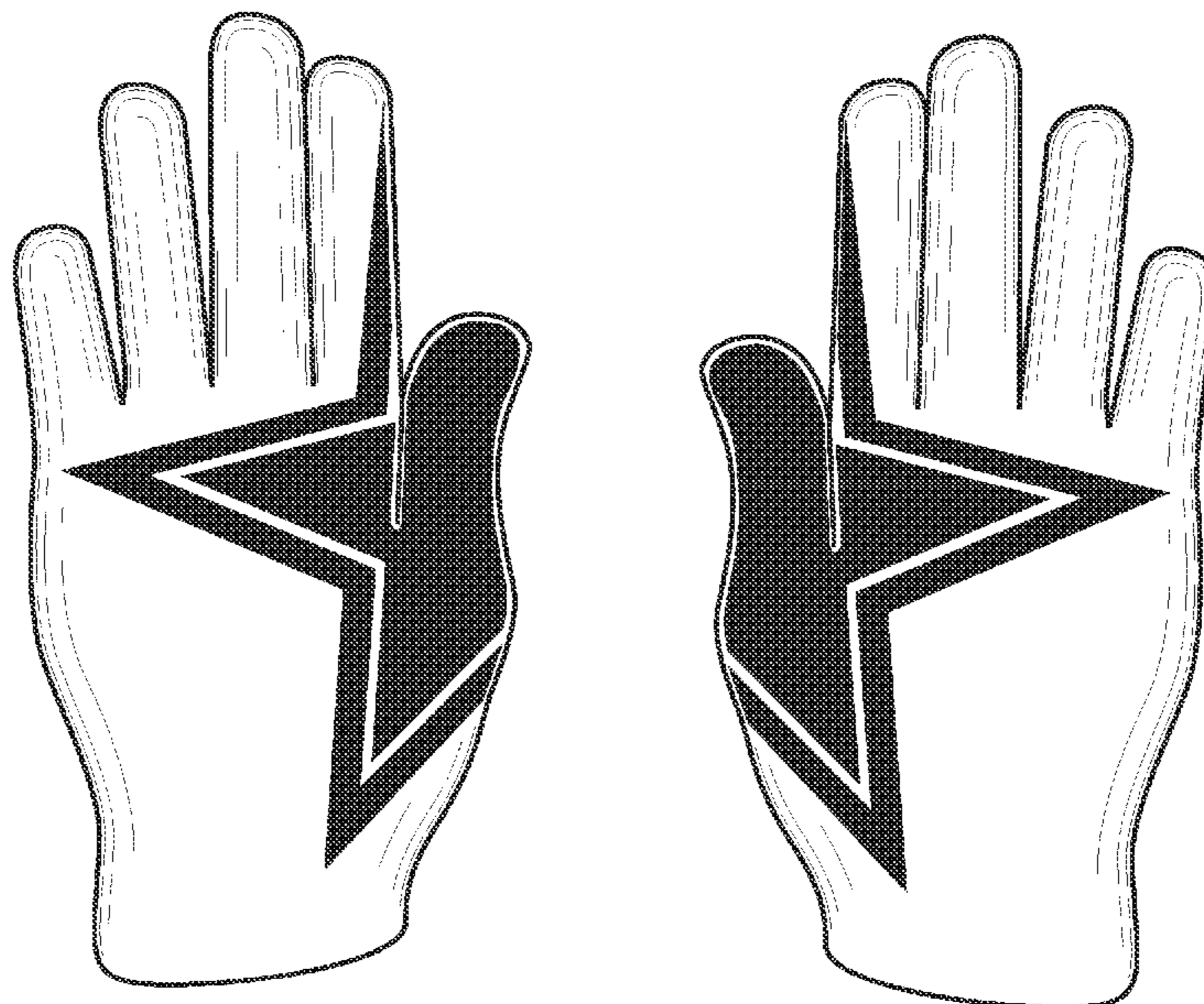
FIG. 3 is an elevational palm-side view of a left-hand glove according to the present invention;

FIG. 4 is an elevational backhand view of the glove of FIG. 3; and,

FIG. 5 is an elevational palm-side view of the pair of right- and left-hand gloves of FIGS. 1 and 3 being worn by a user according to the present invention, the dotted lines forming no part of the drawing.

The right-hand glove of FIGS. 1-2 and the left-hand glove of FIGS. 3-4 are shown separately from one another for clarity. The person shown in broken lines in FIG. 5 illustrates the claimed design in use. The broken-line subject matter forms no part of the claim.

1 Claim, 3 Drawing Sheets






FIG. 1




FIG. 2




FIG. 3




FIG. 4




FIG. 5