

US00D631178S

(12) **United States Design Patent**
Kovacik et al.

(10) **Patent No.:** **US D631,178 S**

(45) **Date of Patent:** **** Jan. 18, 2011**

(54) **LED LAMP**

(75) Inventors: **James D. Kovacik**, Breckville, OH
(US); **Paul S. Blanch**, Broadview
Heights, OH (US)

(73) Assignee: **Alert Safety Lite Products Co., Inc.**,
Bedford Heights, OH (US)

(**) Term: **14 Years**

(21) Appl. No.: **29/362,661**

(22) Filed: **May 28, 2010**

(51) **LOC (9) Cl.** **26-02**

(52) **U.S. Cl.** **D26/38**

(58) **Field of Classification Search** D26/37,
D26/38, 39, 42, 46, 49, 51; 362/157, 158,
362/183, 184, 195–208, 800, 253

See application file for complete search history.

(56) **References Cited**

U.S. PATENT DOCUMENTS

4,774,647	A	9/1988	Kovacik et al.	
5,154,511	A	10/1992	Veneskey	
6,231,207	B1	5/2001	Kennedy et al.	
D458,400	S *	6/2002	Kovacik et al.	D26/50
D502,276	S *	2/2005	Kovacik et al.	D26/44
6,857,756	B2	2/2005	Reiff et al.	
D520,164	S *	5/2006	Brass et al.	D26/44
D527,478	S *	8/2006	Kovacik et al.	D26/42
D527,479	S *	8/2006	Poucki	D26/42
D528,240	S *	9/2006	Kovacik et al.	D26/42
7,150,540	B2 *	12/2006	Kovacik et al.	362/245
D543,301	S *	5/2007	Chen	D26/42
D556,926	S *	12/2007	Thirouin	D26/37

7,325,944	B2 *	2/2008	Kovacik et al.	362/249.12
7,338,189	B2 *	3/2008	Kovacik et al.	362/398
7,350,936	B2	4/2008	Ducharme et al.		
7,367,692	B2	5/2008	Maxik		
7,597,456	B2	10/2009	Catalano et al.		
7,600,882	B1	10/2009	Morejon et al.		
2007/0103914	A1	5/2007	McCaffrey		
2010/0008086	A1	1/2010	Broitzman		
2010/0053957	A1	3/2010	Pawelko et al.		

* cited by examiner

Primary Examiner—Charles A Rademaker

Assistant Examiner—Carissa C Fitts

(74) *Attorney, Agent, or Firm*—Fraser Clemens Martin &
Miller LLC; William J. Clemens

(57) **CLAIM**

The ornamental design for an LED lamp, as shown and described.

DESCRIPTION

FIG. 1 is a front perspective view of an LED lamp for use with a work light handle showing our new design;

FIG. 2 is a front elevation view thereof;

FIG. 3 is a rear elevation view thereof;

FIG. 4 is a top plan view thereof;

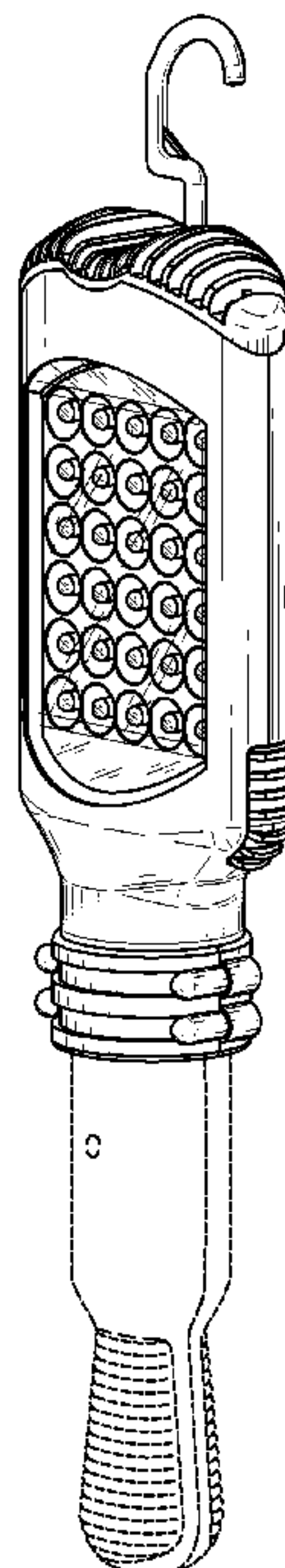
FIG. 5 is a bottom plan view thereof;

FIG. 6 is a right side elevation view thereof; and,

FIG. 7 is a left side elevation view thereof.

The broken line showing of the work light handle in FIG. 1 is for environmental purposes only and forms no part of the claimed design.

1 Claim, 4 Drawing Sheets



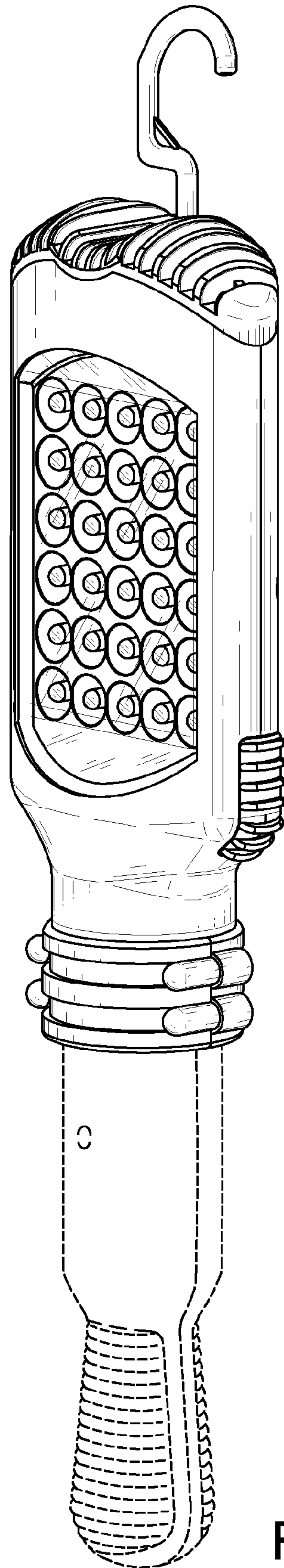


FIG. 1




FIG. 2

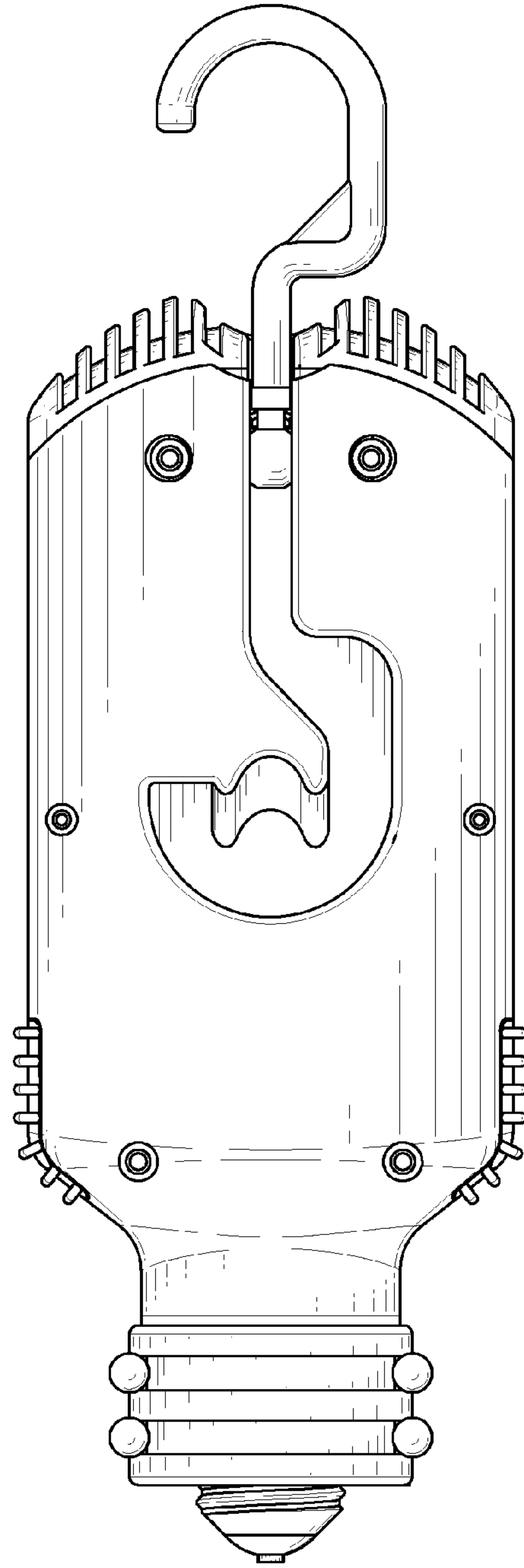


FIG. 3

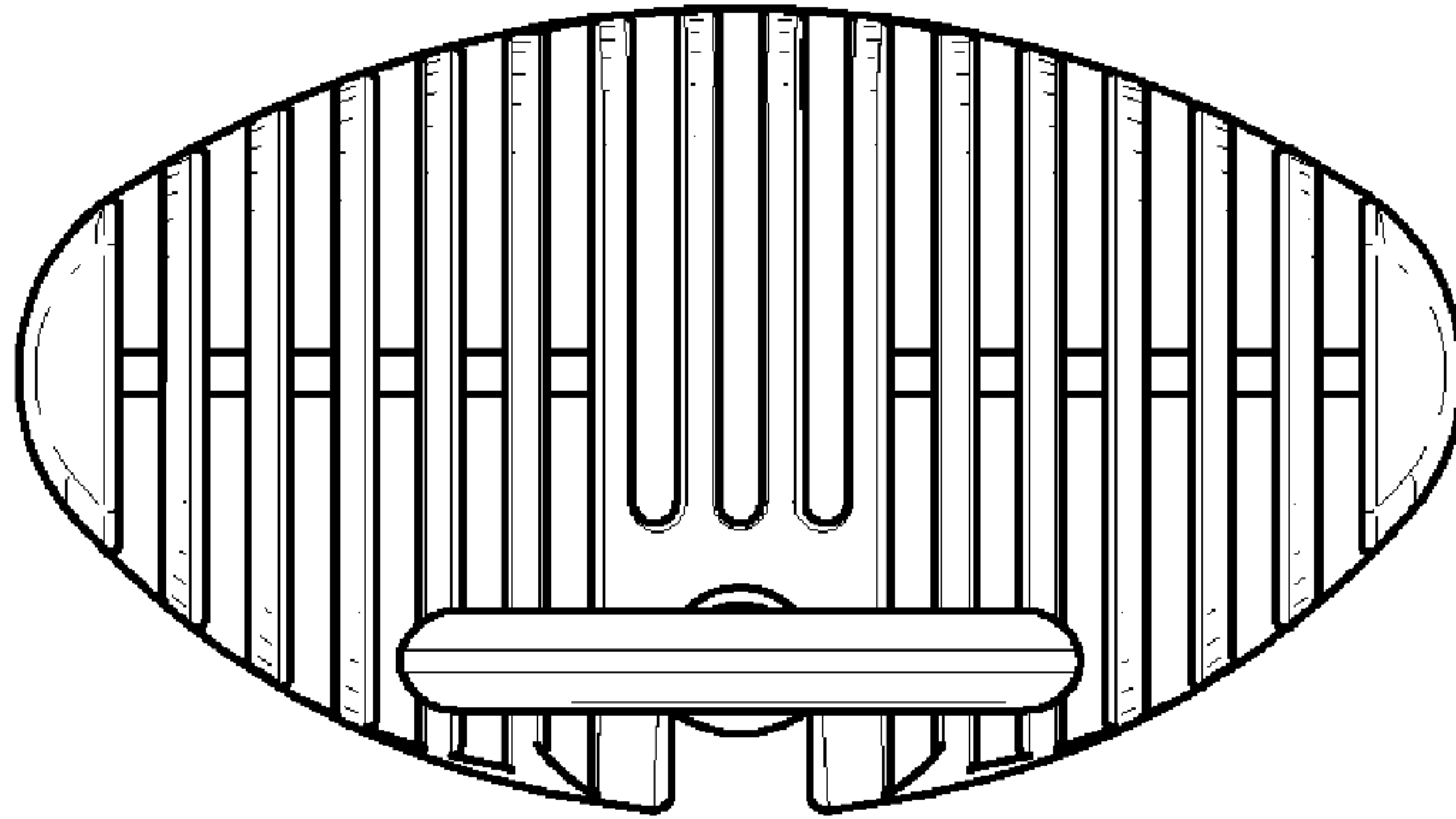


FIG. 4

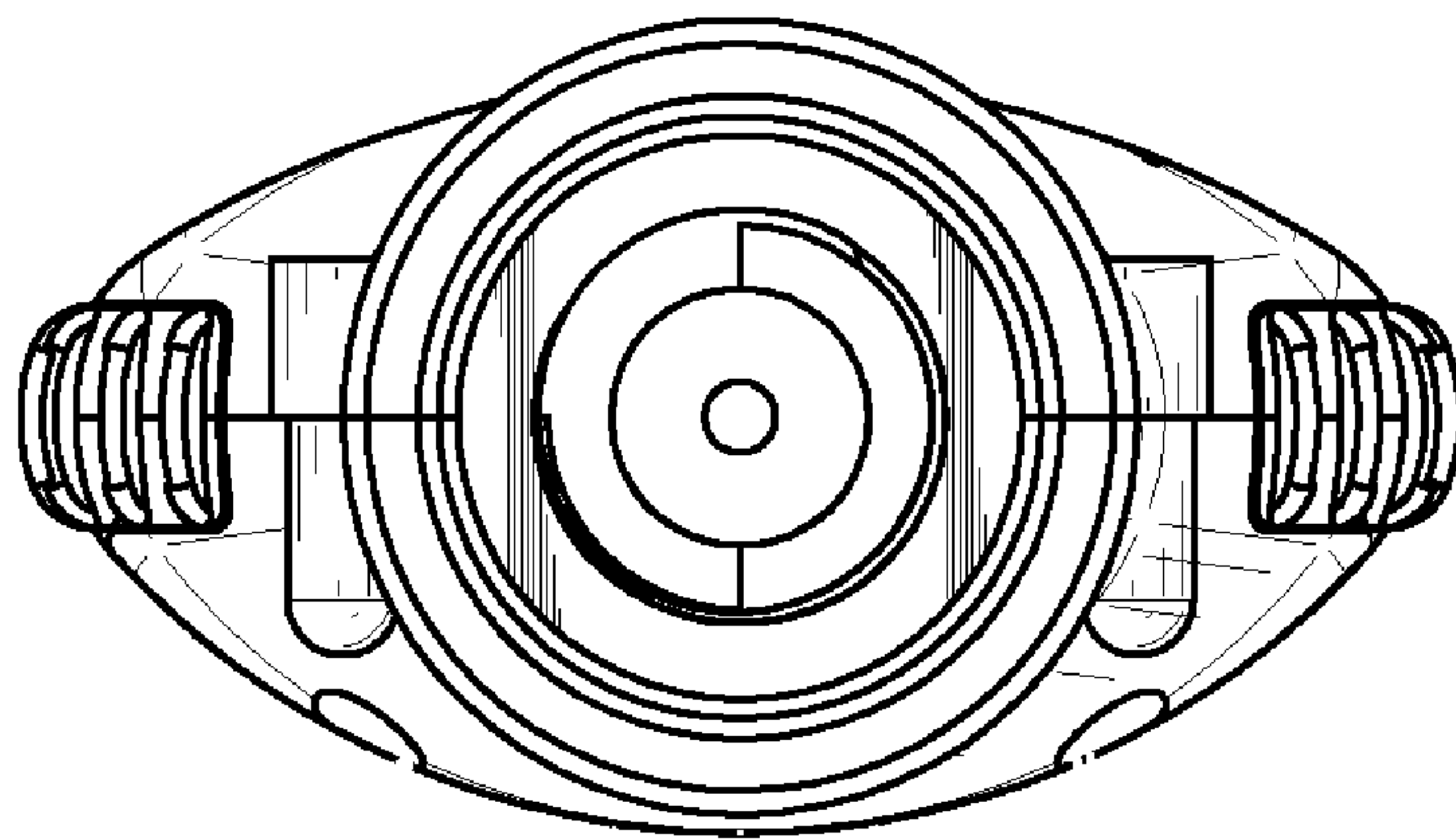


FIG. 5

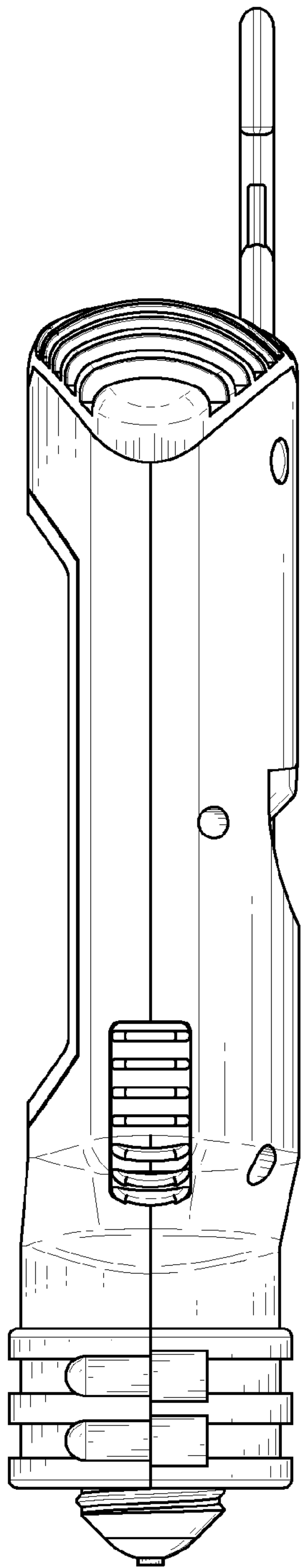


FIG. 6

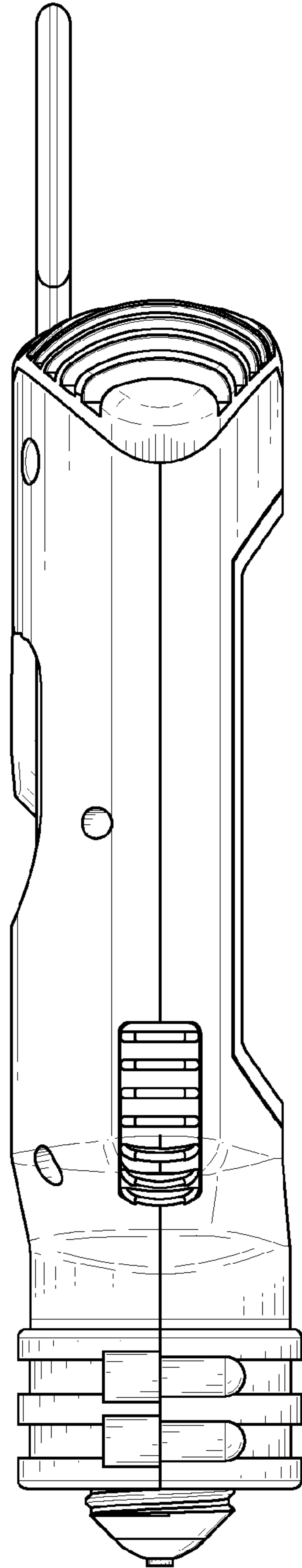


FIG. 7