



US00D631161S

(12) **United States Design Patent**  
**DaSilva**

(10) **Patent No.:** **US D631,161 S**  
(45) **Date of Patent:** **\*\* Jan. 18, 2011**

(54) **SURGICAL KNIFE**

(76) Inventor: **Manuel DaSilva**, 1503 S. County Trail,  
East Greenwich, RI (US) 02818

(\*\*) Term: **14 Years**

(21) Appl. No.: **29/317,101**

(22) Filed: **Apr. 23, 2008**

(51) **LOC (9) Cl.** ..... **24-02**

(52) **U.S. Cl.** ..... **D24/147**

(58) **Field of Classification Search** ..... D24/147,  
D24/146, 133, 145; D8/107, 99, 91, 83;  
606/167, 53, 172, 191; 128/898; 30/299,  
30/254, 294

See application file for complete search history.

(56) **References Cited**

**U.S. PATENT DOCUMENTS**

4,026,295	A *	5/1977	Lieberman	.....	606/167
4,173,071	A	11/1979	Ishida		
5,306,284	A	4/1994	Agee et al.		
5,325,883	A	7/1994	Orr		
5,334,214	A	8/1994	Putnam		
5,353,812	A	10/1994	Chow		
D353,002	S *	11/1994	Tovey	.....	D24/145
5,387,222	A *	2/1995	Strickland	.....	606/167
5,387,223	A	2/1995	Agee et al.		
5,413,580	A	5/1995	Stephenson		
5,431,153	A	7/1995	Lee		
5,458,611	A	10/1995	Resnick et al.		
5,480,408	A	1/1996	Chow		
5,507,800	A	4/1996	Strickland		
5,569,283	A	10/1996	Green et al.		
5,613,976	A	3/1997	Agee et al.		
5,649,946	A	7/1997	Bramlet		
D383,841	S *	9/1997	Runciman	.....	D24/133
5,730,749	A	3/1998	Battenfield		
5,769,865	A	6/1998	Kermode et al.		
5,782,850	A	7/1998	Ro		

5,827,311	A *	10/1998	Berelsman et al.	.....	606/167
5,893,861	A	4/1999	Yumoto		
5,908,431	A	6/1999	Battenfield		
5,908,433	A	6/1999	Eager et al.		
5,957,944	A	9/1999	Khuri et al.		
6,019,774	A	2/2000	Weiss et al.		
6,179,852	B1	1/2001	Strickland et al.		

(Continued)

*Primary Examiner*—Ian Simmons  
*Assistant Examiner*—Christopher Lee  
(74) *Attorney, Agent, or Firm*—Barlow, Josephs & Holmes, Ltd.

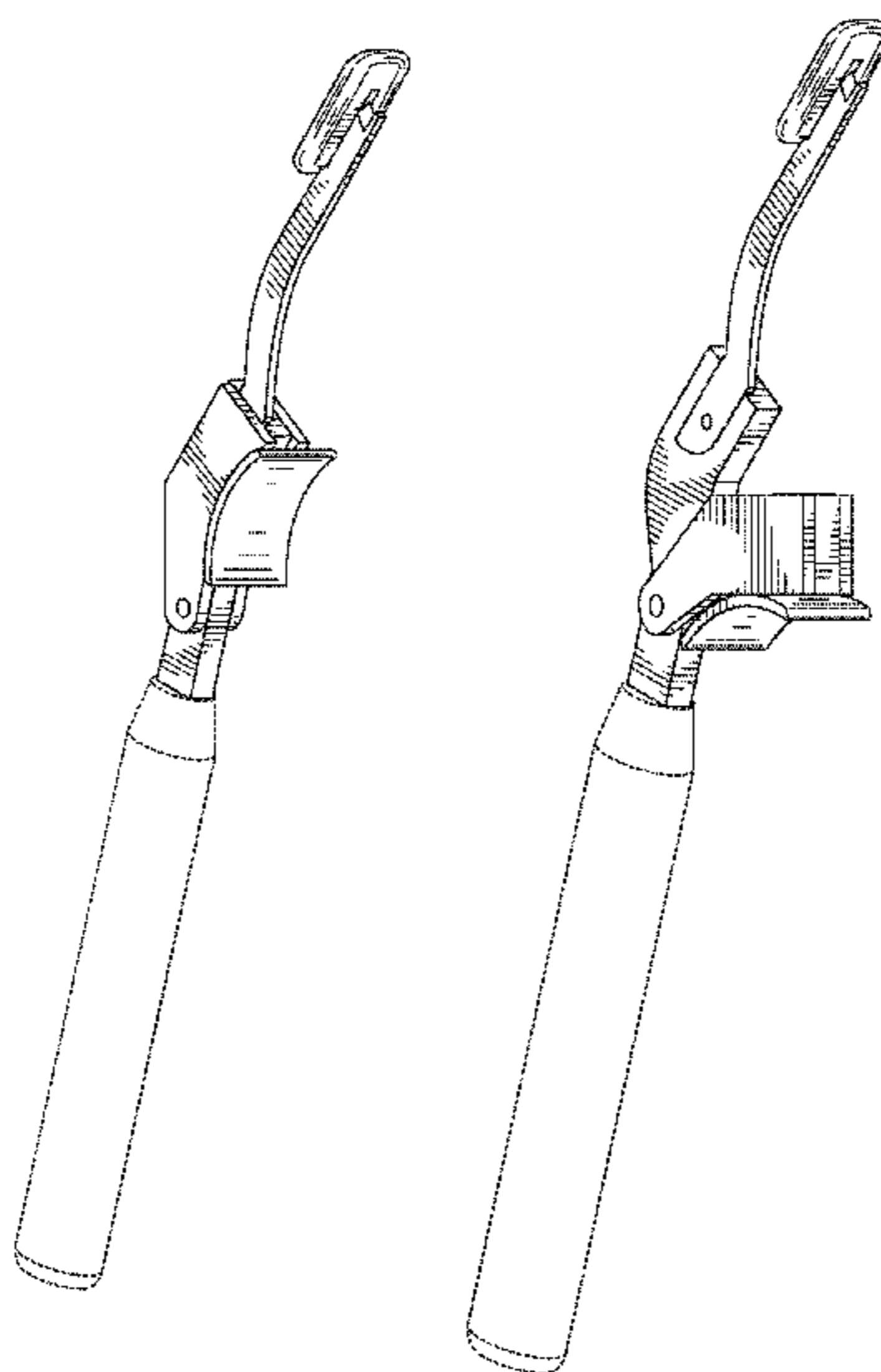
(57) **CLAIM**

The ornamental design for a surgical knife, as shown and described.

**DESCRIPTION**

FIG. 1 is a perspective view of a second alternate embodiment surgical knife of the present invention;  
FIG. 2 is a left view of the surgical knife of FIG. 1;  
FIG. 3 is a right view of the surgical knife of FIG. 1;  
FIG. 4 is a bottom view of the surgical knife of FIG. 1;  
FIG. 5 is a top view of the surgical knife of FIG. 1;  
FIG. 6 is a rear end view of the surgical knife of FIG. 1;  
FIG. 7 is a front end view of the surgical knife of FIG. 1; and,  
FIG. 8 is a perspective view of the surgical knife of FIG. 1 with the blade retainer in an alternate open position.  
The portions of the figures depicted in dotted lines has been shown for illustrative purposes only and forms no part of the claimed design.

**1 Claim, 5 Drawing Sheets**



# US D631,161 S

Page 2

---

## U.S. PATENT DOCUMENTS

6,685,717 B1 2/2004 Ilic  
D547,451 S \* 7/2007 Asfora ..... D24/146  
2004/0054378 A1 3/2004 Yang

2004/0267243 A1 12/2004 Klotz et al.  
2006/0190021 A1 8/2006 Hausman et al.  
2007/0288043 A1 12/2007 Rehnke

\* cited by examiner

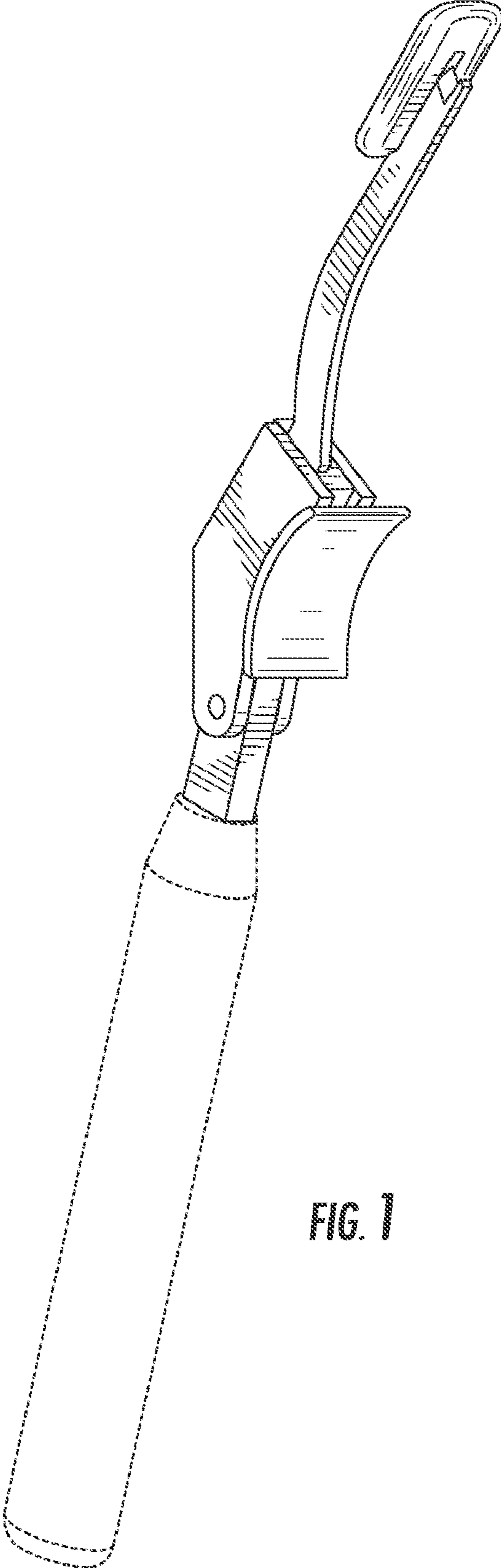


FIG. 1

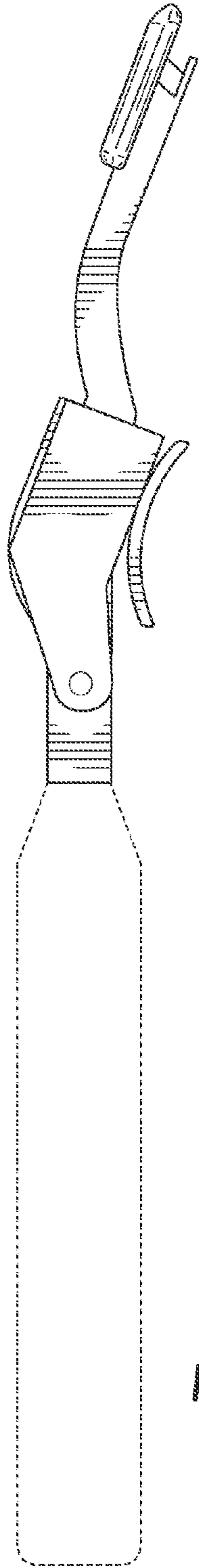


FIG. 2

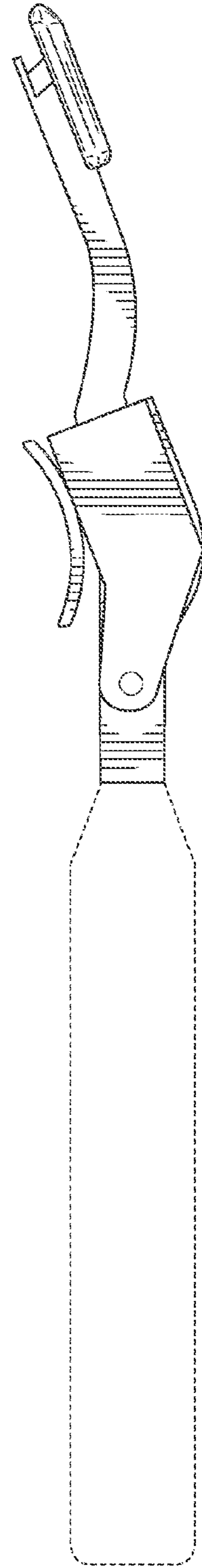


FIG. 3

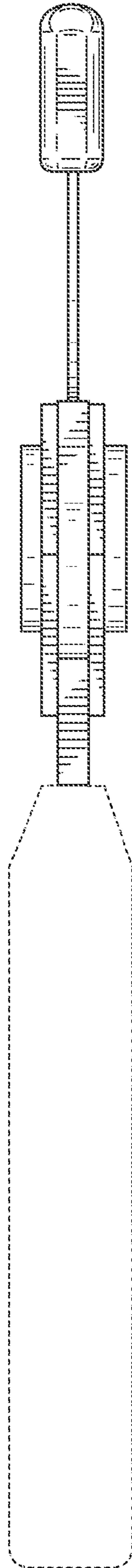


FIG. 4

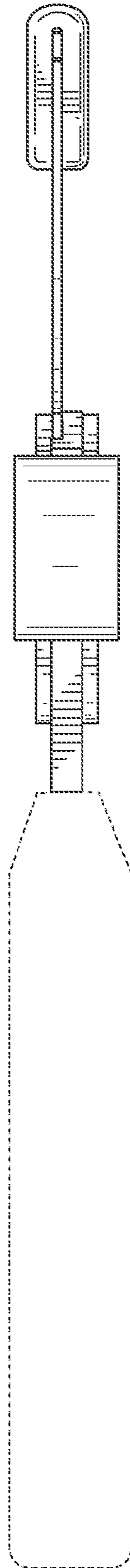
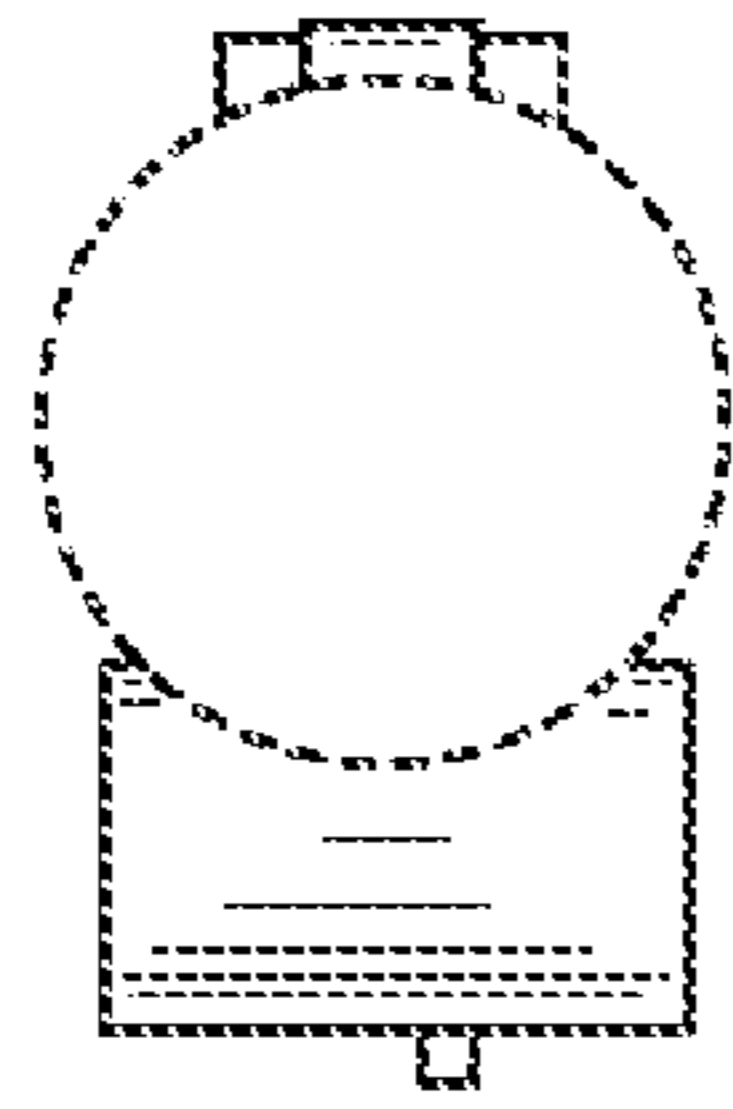
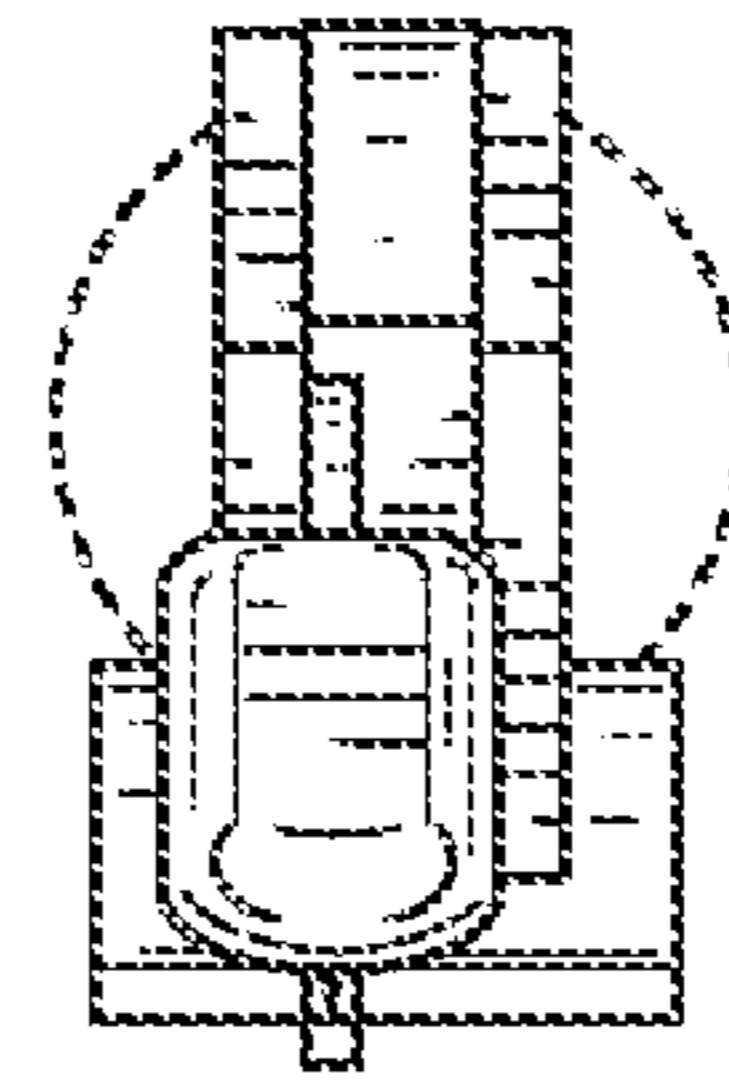


FIG. 5



**FIG. 6**



**FIG. 7**

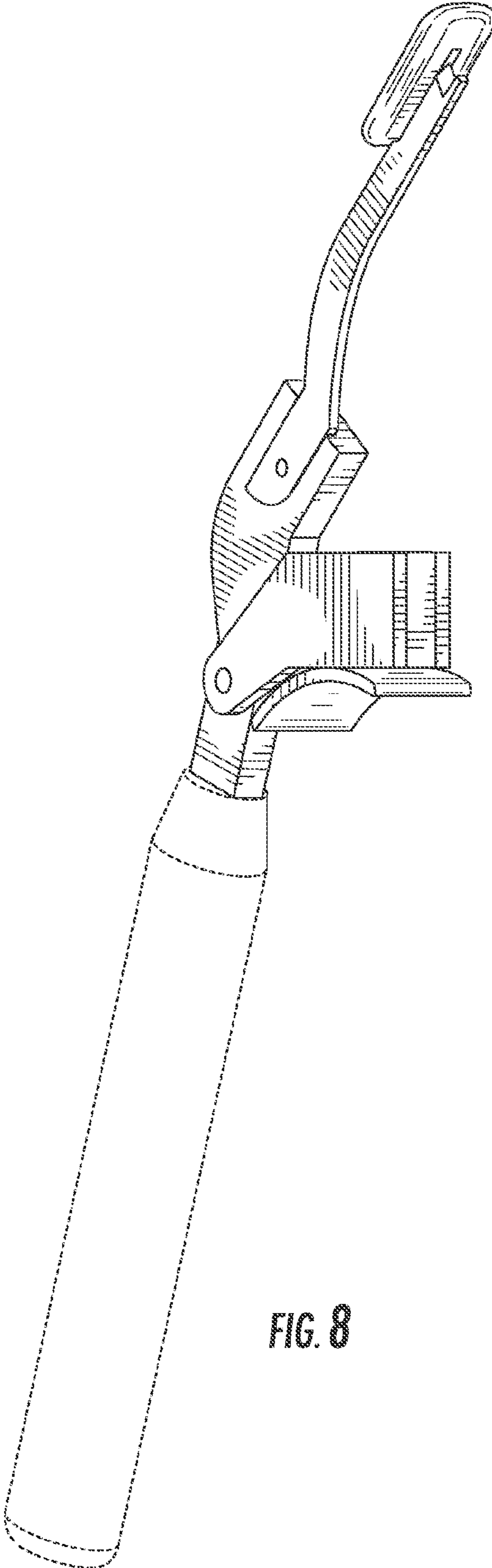


FIG. 8