

US00D631153S

(12) **United States Design Patent**
McGlothlin et al.

(10) **Patent No.:** **US D631,153 S**

(45) **Date of Patent:** **** *Jan. 18, 2011**

(54) **ELASTIC HOUSING FOR INFUSION DEVICE**

(75) Inventors: **Mark W. McGlothlin**, San Diego, CA
(US); **Scott W. Herrick**, San Diego, CA
(US)

(73) Assignee: **I-Flow Corporation**, Lake Forest, CA
(US)

(*) Notice: This patent is subject to a terminal disclaimer.

(**) Term: **14 Years**

(21) Appl. No.: **29/294,345**

(22) Filed: **Jan. 7, 2008**

(51) **LOC (9) Cl.** **24-02**

(52) **U.S. Cl.** **D24/130**

(58) **Field of Classification Search** D24/128,
D24/131, 112; 128/888; 604/93.01, 167.05,
604/263, 180, 891.1, 174

See application file for complete search history.

(56) **References Cited**

U.S. PATENT DOCUMENTS

4,253,967 A * 3/1981 Raible 210/645
4,735,613 A * 4/1988 Bellin et al. 604/141
5,041,107 A * 8/1991 Heil, Jr. 604/891.1
5,102,404 A * 4/1992 Goldberg et al. 604/317
6,506,176 B1 * 1/2003 Mittelstein et al. 604/22

D500,938 S * 1/2005 Lee D7/665
2004/0069044 A1 * 4/2004 Lavi et al. 73/1.73
2005/0124980 A1 * 6/2005 Sanders 604/891.1
2006/0030814 A1 * 2/2006 Valencia et al. 604/93.01
2008/0215015 A1 * 9/2008 Cindrich et al. 604/257
2008/0243084 A1 * 10/2008 DeStefano et al. 604/180
2008/0281297 A1 * 11/2008 Pesach et al. 604/890.1
2009/0326517 A1 * 12/2009 Bork et al. 604/891.1
2010/0016791 A1 * 1/2010 Chong et al. 604/93.01

* cited by examiner

Primary Examiner—T. Chase Nelson

Assistant Examiner—Eric L Goodman

(74) *Attorney, Agent, or Firm*—Dority & Manning, P.A.

(57) **CLAIM**

The ornamental design for an elastic housing for infusion device, as shown and described.

DESCRIPTION

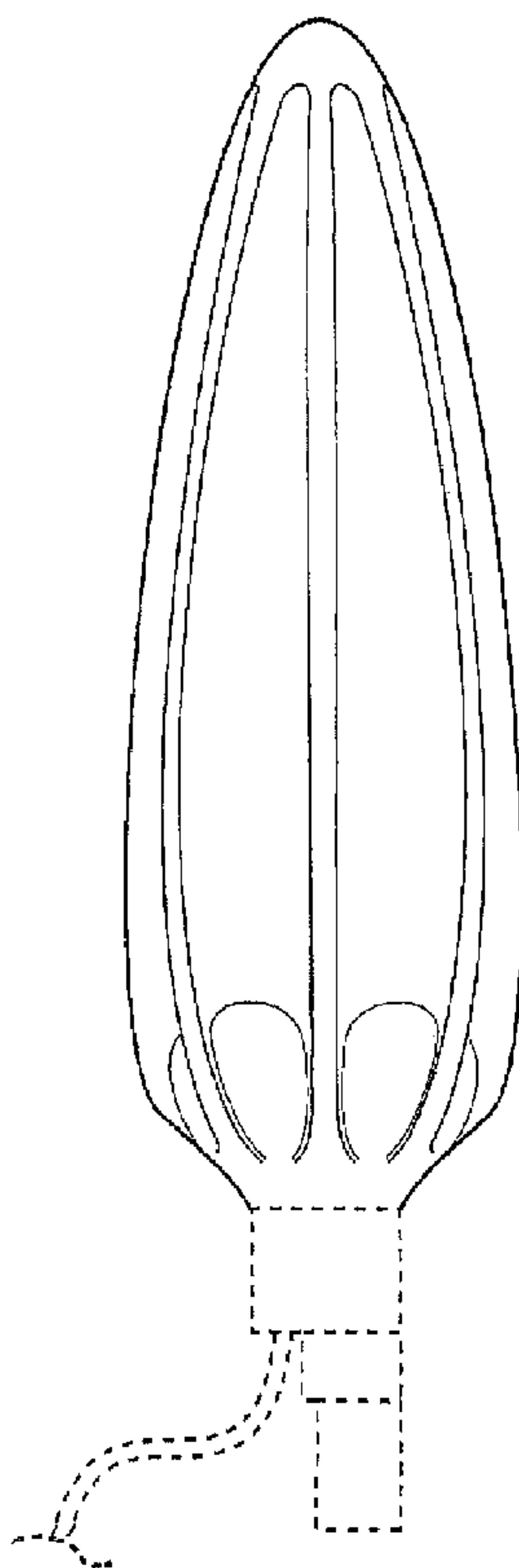
FIG. 1 is a side elevational view of an elastic housing for an infusion device;

FIG. 2 is a first end elevational view thereof; and,

FIG. 3 is a second end elevational view thereof.

The broken line showing of the environment is for illustration purposes only and forms no part of the claimed design. The broken lines which define the boundaries of the claimed design form no part thereof.

1 Claim, 3 Drawing Sheets



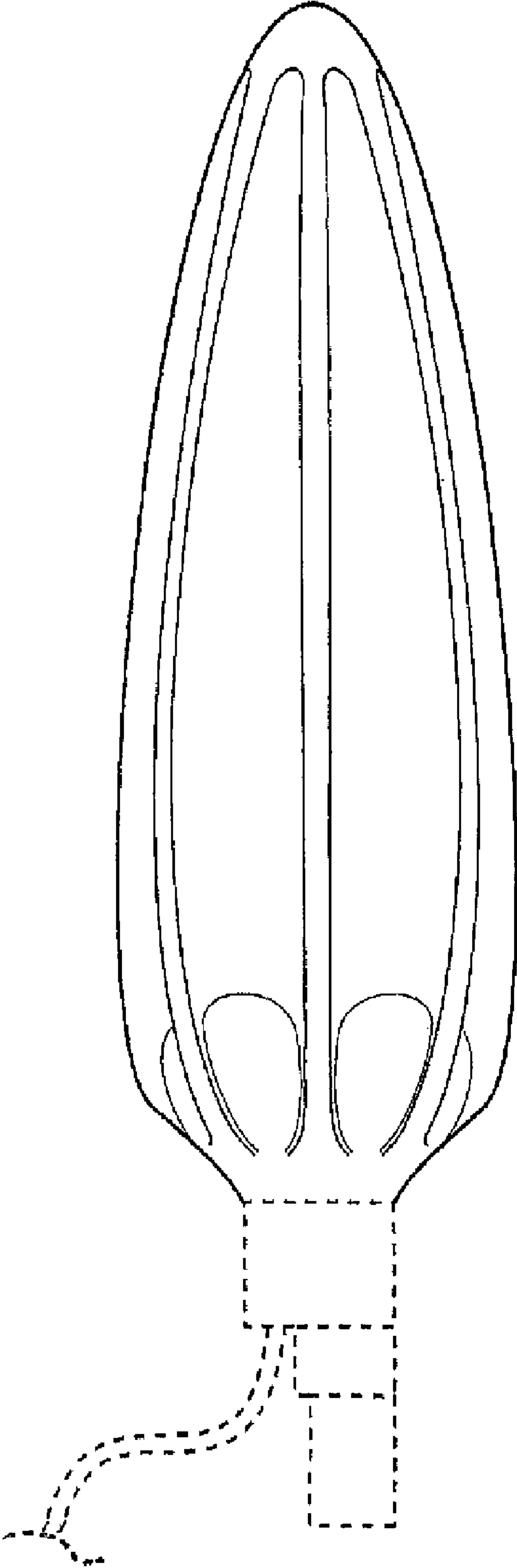


FIGURE 1

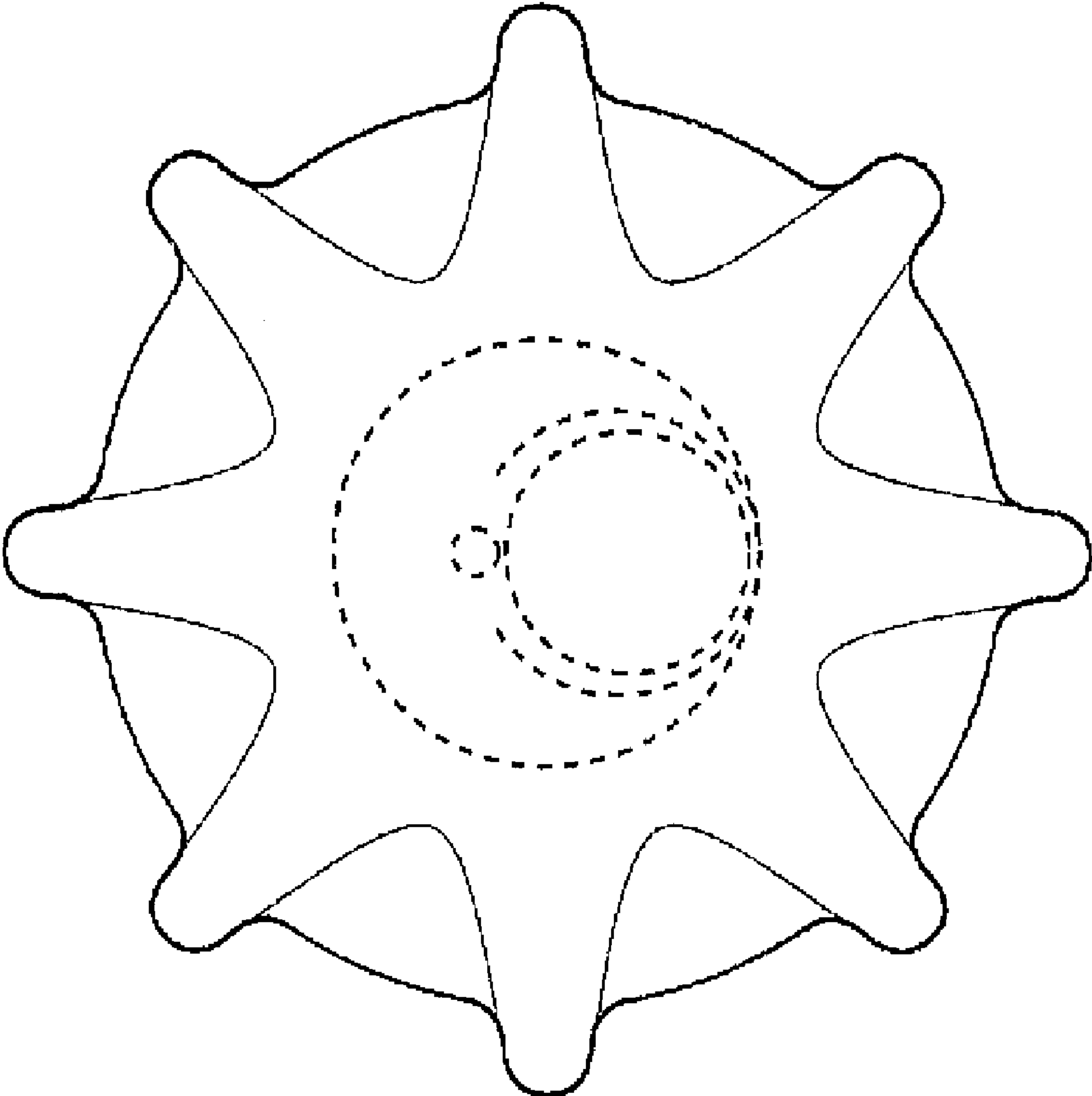


FIGURE 2

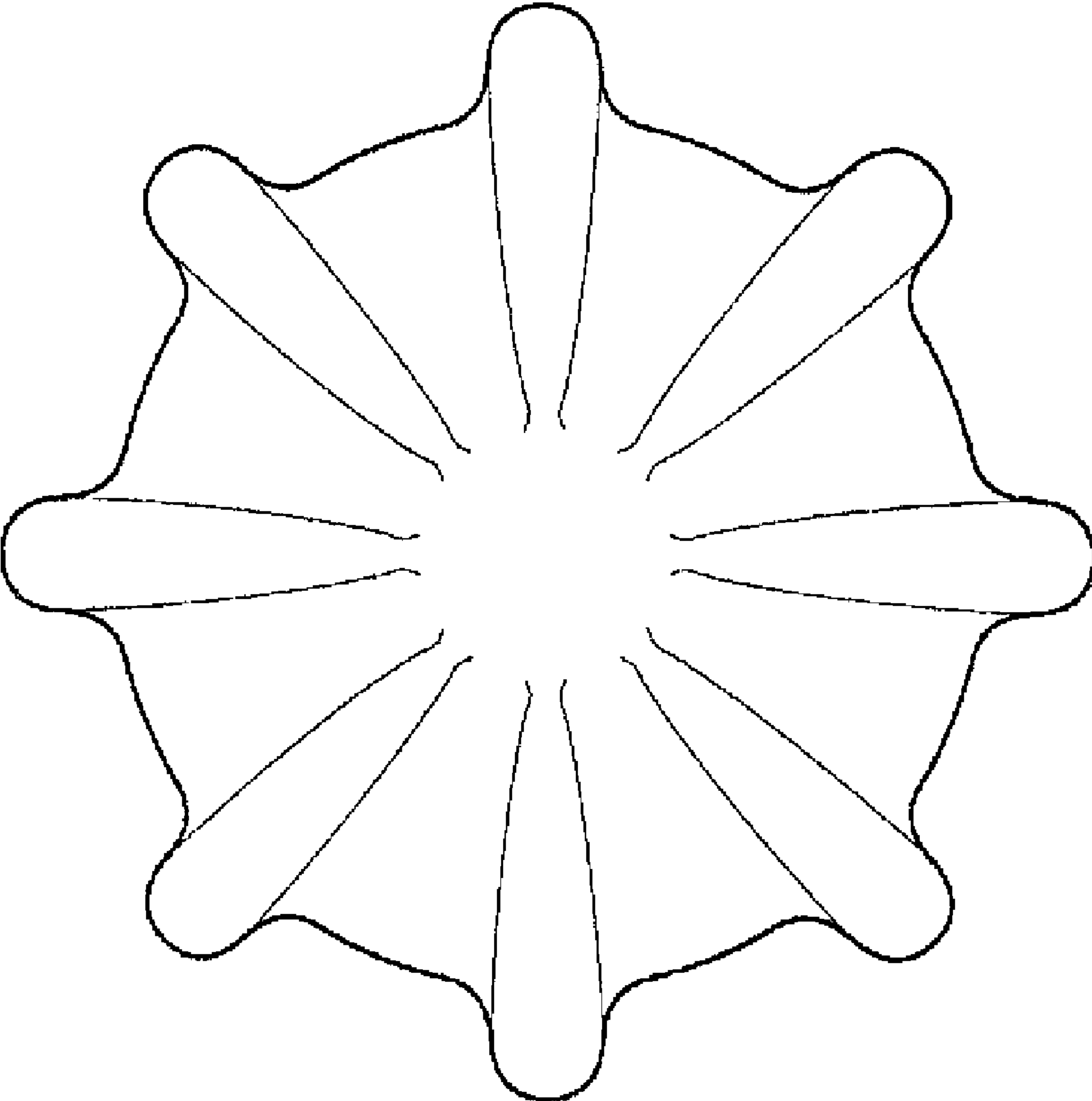


FIGURE 3