



US00D631149S

(12) **United States Design Patent**
Fis-Menache

(10) **Patent No.:** **US D631,149 S**
(45) **Date of Patent:** **** Jan. 18, 2011**

(54) **HEATER COVER**

FOREIGN PATENT DOCUMENTS

(75) Inventor: **Arturo A. Fis-Menache**, Los Angeles, CA (US)

WO WO 93/00840 1/1993

(73) Assignee: **FIS Design, LLC**, Los Angeles, CA (US)

(Continued)

(**) Term: **14 Years**

OTHER PUBLICATIONS

(21) Appl. No.: **29/320,055**

PCT Patent Application No. PCT/US2008/074085 filed Aug. 22, 2008 in the name of Fis-Menache, Search Report and Written Opinion mailed Nov. 13, 2008.

(22) Filed: **Jun. 19, 2008**

Primary Examiner—David G Muller

(51) **LOC (9) Cl.** **23-03**

(74) *Attorney, Agent, or Firm*—Levine Bagade Han LLP

(52) **U.S. Cl.** **D23/395; D23/342**

(58) **Field of Classification Search** D23/395, D23/336, 364, 355, 356, 359, 360, 366, 369, D23/332, 333, 335, 342, 351; 422/120, 122; 55/56, 573, 504; 96/97; D14/188, 170, 172; 261/DIG. 17, DIG. 65, DIG. 88, DIG. 31; D18/34.6; D26/93, 138; D11/146, 152, D11/153

(57) **CLAIM**

The ornamental design for a heater cover, as shown and described.

See application file for complete search history.

DESCRIPTION

(56) **References Cited**

FIG. 1 is a top perspective view of the heater cover, showing my new design;

U.S. PATENT DOCUMENTS

FIG. 2 is a right side elevation view of the heater cover shown in FIG. 1, the left side elevation view being a mirror image thereof;

1,395,485	A	11/1921	Duncan et al.	
D177,469	S *	4/1956	Greenspan	D26/93
D184,614	S *	3/1959	Gennaro	D26/93
3,222,819	A *	12/1965	Marcan	D11/146
3,788,372	A *	1/1974	Terenzoni	D11/153
D247,166	S *	2/1978	Harshman et al.	D11/146
D293,992	S *	2/1988	Pomroy	D11/152
D319,183	S *	8/1991	Halm	D23/366
D322,558	S *	12/1991	Halm et al.	D23/366
D325,963	S	5/1992	Anderson	
5,240,752	A *	8/1993	Baghsarian	D11/146
D345,848	S *	4/1994	May et al.	D11/152
D388,508	S *	12/1997	Hsiao	D23/332
D388,509	S *	12/1997	Hsiao	D23/332
5,964,233	A	10/1999	Clark et al.	

FIG. 3 is a top plan view of the heater cover shown in FIG. 1; FIG. 4 is a bottom plan view of the heater cover shown in FIG. 1;

FIG. 5 is a top perspective view of the heater cover of FIG. 1 with an environment structure shown in broken lines;

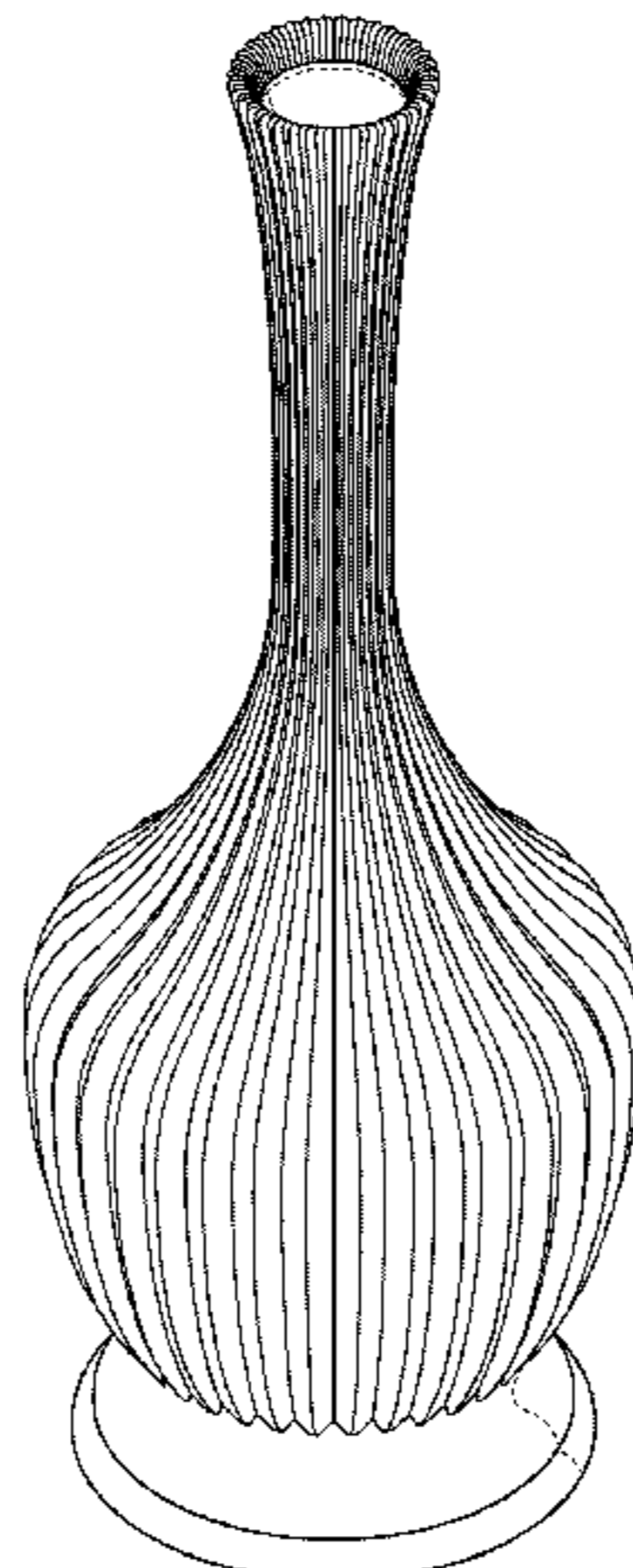
FIG. 6 is a top plan view of the heater cover shown in FIG. 5; and,

FIG. 7 is a bottom plan view of the heater cover shown in FIG. 5.

All features illustrated in broken line are expressly disclaimed and form no part of the claimed design.

(Continued)

1 Claim, 5 Drawing Sheets



US D631,149 S

Page 2

U.S. PATENT DOCUMENTS

D420,440 S *	2/2000	El-Assir	D23/366
D424,471 S *	5/2000	Souris	D11/146
D434,842 S *	12/2000	Thomas et al.	D23/366
6,217,199 B1	4/2001	Lo et al.	
6,286,266 B1	9/2001	Popowych et al.	
D450,816 S	11/2001	Bilotti	
6,336,450 B1	1/2002	Collet	
D456,498 S	4/2002	Jeng	
6,422,232 B1	7/2002	Ashton et al.	
6,470,877 B1	10/2002	Waters	
D466,993 S	12/2002	Chang	
D470,212 S	2/2003	Cardwell, III et al.	
D470,232 S	2/2003	Yeh	
D470,932 S	2/2003	Smith et al.	
D471,622 S	3/2003	Bossler	
D472,623 S	4/2003	Bossler	
6,651,647 B2	11/2003	Waters	
D486,211 S	2/2004	Chan et al.	
D486,567 S	2/2004	Sakai	
D487,588 S *	3/2004	Millan	D23/366
D489,125 S	4/2004	Drake	
6,745,759 B2	6/2004	Bossler	
D537,154 S	2/2007	Cunningham et al.	
D542,707 S *	5/2007	Kolokotronis et al.	D11/153
D543,610 S	5/2007	Catron	
D574,076 S *	7/2008	Baraky	D23/366
D581,035 S *	11/2008	Conway et al.	D23/366
D593,191 S *	5/2009	Walker	D23/366
D599,899 S *	9/2009	Thompson	D23/366
D602,396 S *	10/2009	Conway et al.	D11/146
2004/0011346 A1	1/2004	Sakai	
2004/0033461 A1	2/2004	Hart et al.	
2006/0090784 A1	5/2006	Ma	
2009/0050615 A1	2/2009	Fis-Menache	

FOREIGN PATENT DOCUMENTS

WO WO 2009/029537 3/2009

* cited by examiner

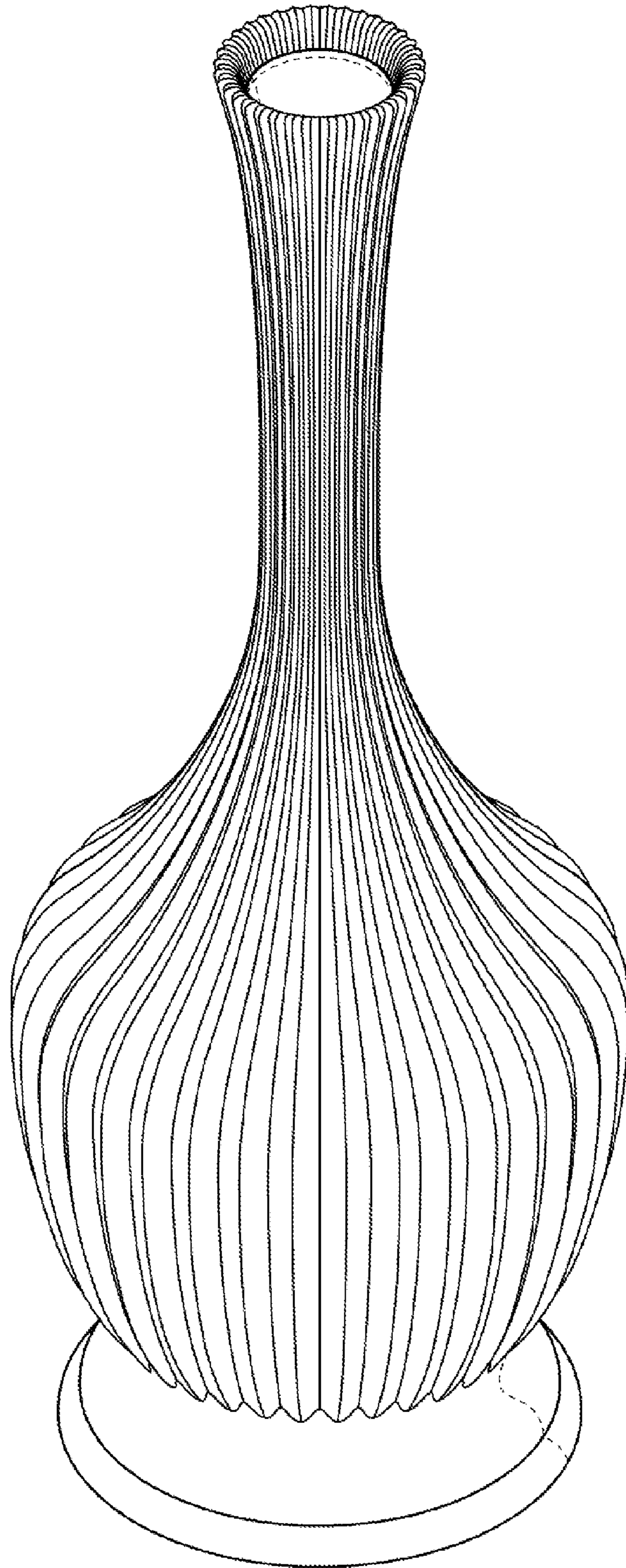


FIG. 1

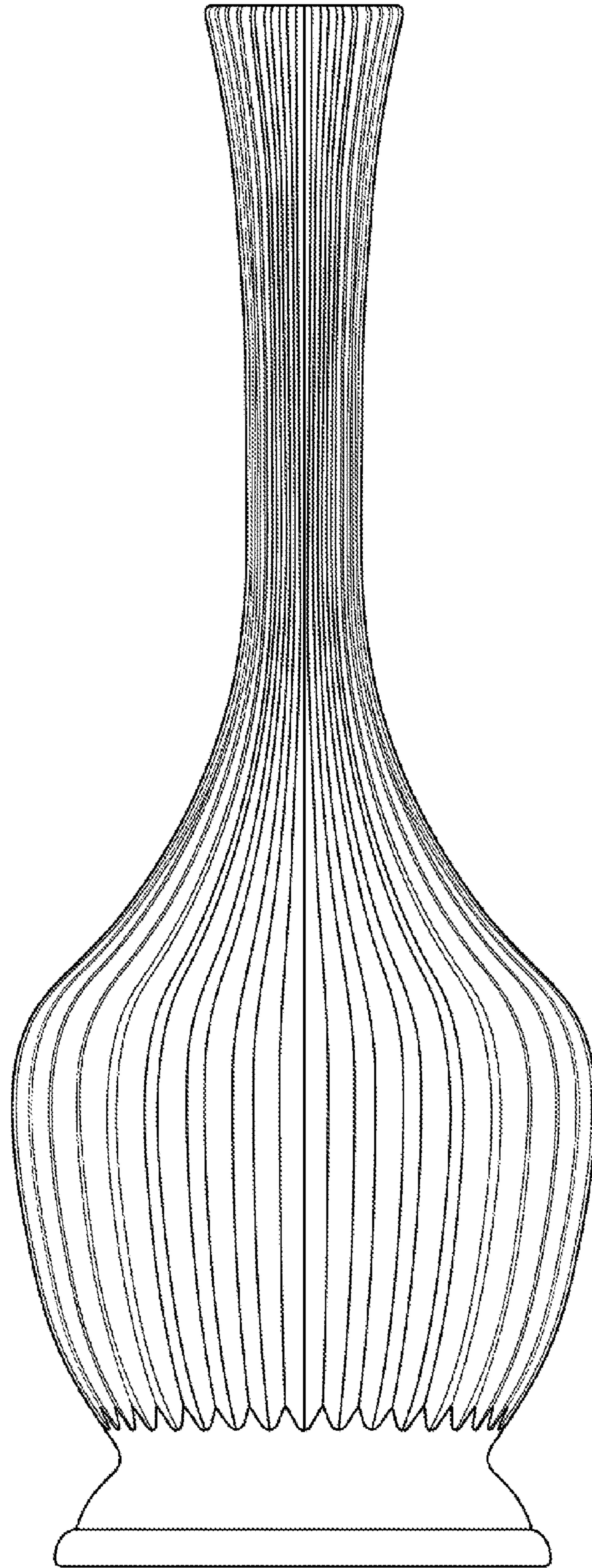


FIG. 2




FIG. 3

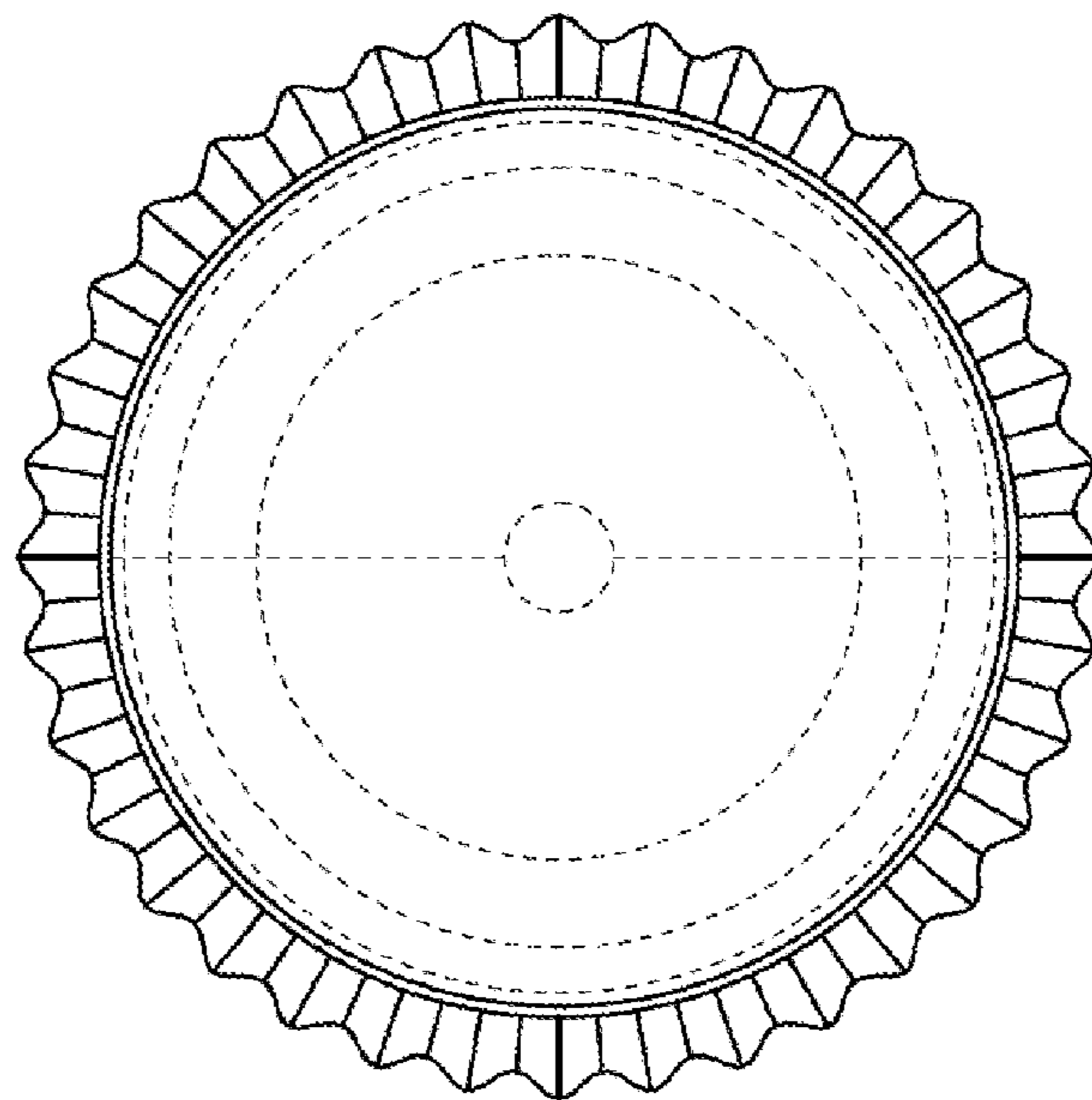


FIG. 4



FIG. 5

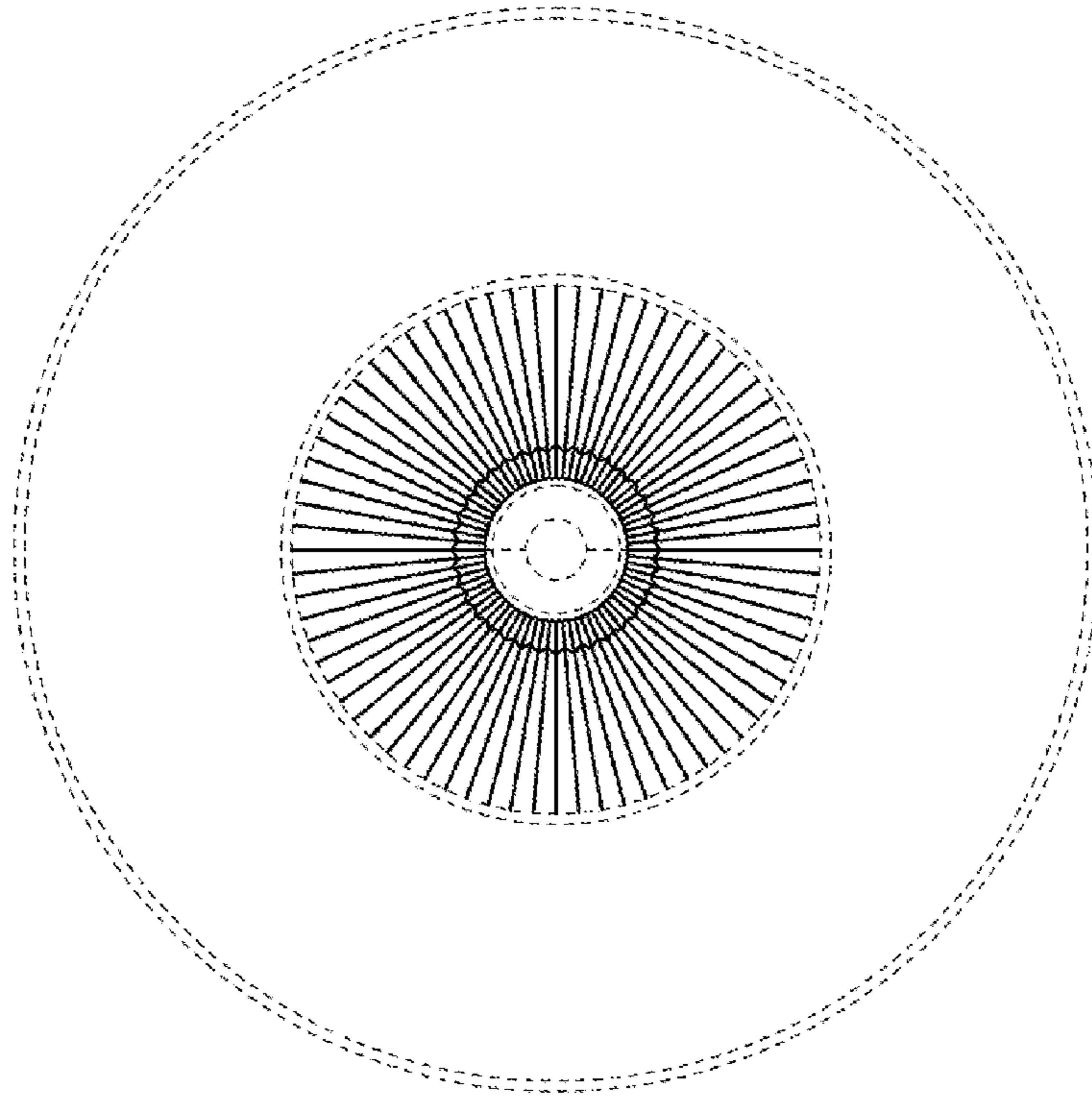


FIG. 6

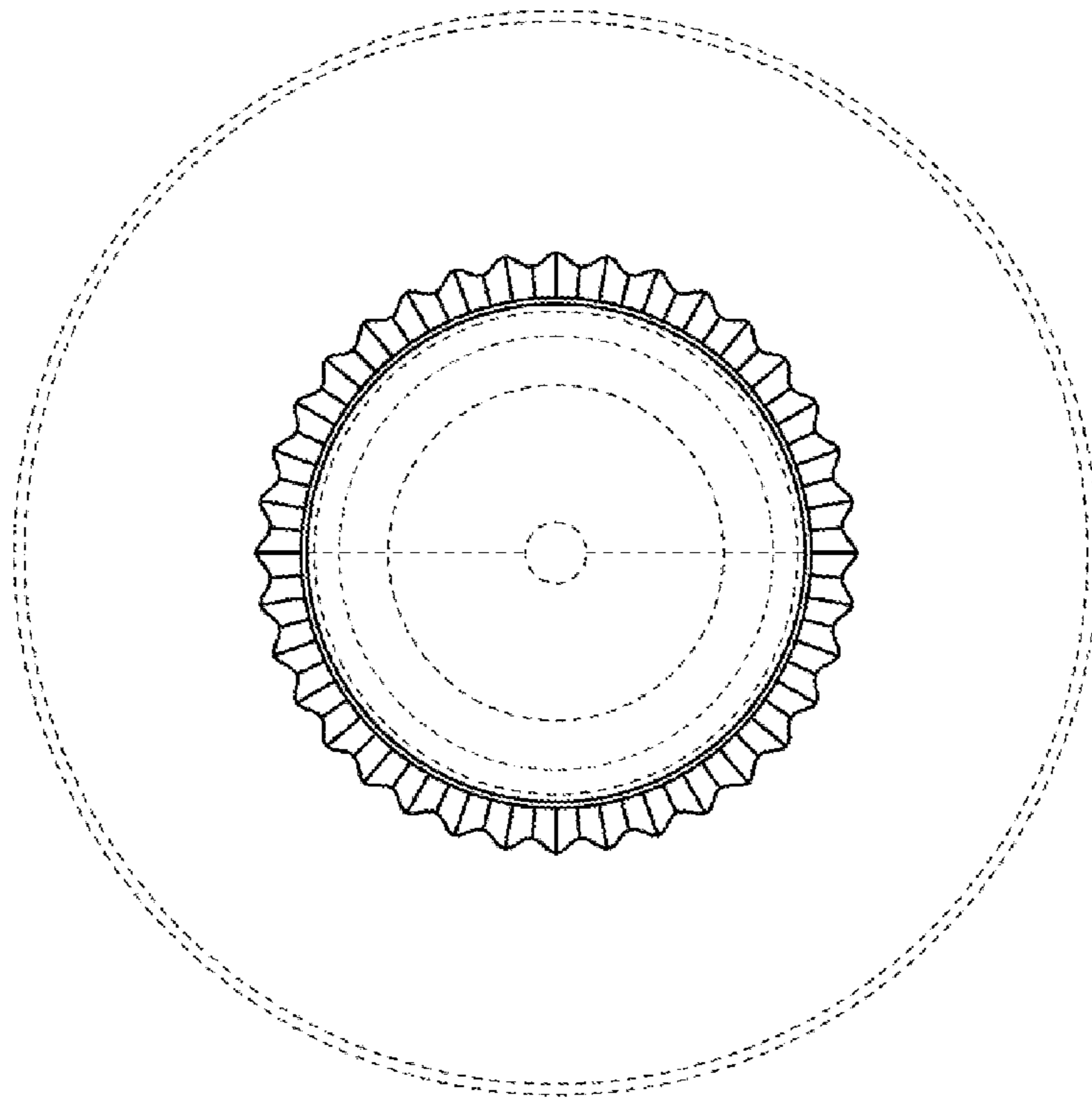


FIG. 7