



US00D631137S

(12) **United States Design Patent**
Ke et al.

(10) **Patent No.:** **US D631,137 S**
(45) **Date of Patent:** **** Jan. 18, 2011**

(54) **LEVER**

(75) Inventors: **Selia Ke**, Fujian Province (CN); **Aaron Hanna**, Corona, CA (US); **Hedy Lin**, Fujian Province (CN)

(73) Assignee: **Newfrey LLC**, Newark, DE (US)

(**) Term: **14 Years**

(21) Appl. No.: **29/365,324**

(22) Filed: **Jul. 8, 2010**

(51) **LOC (9) Cl.** **23-01**

(52) **U.S. Cl.** **D23/252**

(58) **Field of Classification Search** D23/238-243,
D23/250, 252, 254; 4/676; 137/801

See application file for complete search history.

(56) **References Cited**

U.S. PATENT DOCUMENTS

D587,786 S * 3/2009 Williams D23/252

* cited by examiner

Primary Examiner—Robert A Delehanty

(74) *Attorney, Agent, or Firm*—Richard J. Veltman; John D. DelPonti

(57) **CLAIM**

The ornamental design for a lever, as shown and described.

DESCRIPTION

FIG. 1 is a perspective view of a lever showing a new design; FIG. 2 is a front view thereof, the back view being a mirror image;


FIG. 3 is a top view thereof;

FIG. 4 is a bottom view thereof;

FIG. 5 is a right side view thereof; and,

FIG. 6 is a left side view thereof.

1 Claim, 5 Drawing Sheets






FIG. 1




FIG. 2




FIG. 3




FIG. 4



FIG. 5



FIG. 6