



US00D631134S

(12) **United States Design Patent**
German et al.

(10) **Patent No.:** **US D631,134 S**

(45) **Date of Patent:** **** Jan. 18, 2011**

(54) **FIRE HYDRANT**

(75) Inventors: **Mikhail German**, Johnston, RI (US);
Christopher Joseph Duckett,
Albertville, AL (US)

(73) Assignee: **Mueller International, Inc.**, Atlanta,
GA (US)

(**) Term: **14 Years**

(21) Appl. No.: **29/329,831**

(22) Filed: **Dec. 22, 2008**

(51) **LOC (9) Cl.** **23-01**

(52) **U.S. Cl.** **D23/234**

(58) **Field of Classification Search** D23/215,
D23/234; D21/840, 483; 137/272, 274,
137/283, 527, 527.2, 527.4, 527.6, 527.8;
251/142, 144–148, 149.1–149.9; 446/314,
446/376

See application file for complete search history.

(56) **References Cited**

U.S. PATENT DOCUMENTS

D190,986 S	7/1961	Watkins	
D256,607 S *	8/1980	Carlin	D23/245
D262,555 S	1/1982	Skubic	
D282,109 S	1/1986	Golden et al.	
D307,402 S	4/1990	Rouse, Jr. et al.	
D328,620 S *	8/1992	Maple	D21/483
5,803,110 A *	9/1998	Segal	137/68.14
6,112,761 A *	9/2000	Scotto	137/296
D488,575 S *	4/2004	Aguilera	D26/40
D538,097 S	3/2007	Godinger	
D581,105 S *	11/2008	Niskanen	D30/153

OTHER PUBLICATIONS

Ward Pump Co.—Rockford, IL; <http://www.firehydrant.org/pictures/ward-pump.html>; cite visited Sep. 25, 2008 (1pg.).

Untitled Document; <http://files.turbosquid.com/Preview/C...>; cite visited Sep. 25, 2008 (1 pg.).

Untitled Document; <http://www.firehydrant.org/pticutes/i/...>; cited visited Sep. 25, 2008 (1 pg.).

Form 12450-3/06-1M-1 Metropolitan/M-94 with Storz Connector; U.S. Pipe Valve & Hydrant Division; 2006 (1 pg.).

Mueller Co.—Albertville, AL; <http://www.firehydrant.org/pictures/mc01.html>; cite visited Sep. 25, 2008 (7 pgs.).

US Pipe and Foundry—Chattanooga, TN; <http://www.firehydrant.org/pictures/uspipe.html>; cite visited Sep. 25, 2008 (4 pgs.).

R.D. Wood Co.—Philadelphia, PA; <http://wwwv.firehydrant.org/pictures/rdwm01.html>; cite visited Sep. 25, 2008 (5 pgs.).

(Continued)

Primary Examiner—Cathron C. Brooks

Assistant Examiner—Maurice Stevens

(74) *Attorney, Agent, or Firm*—Alston & Bird LLP

(57) **CLAIM**

The ornamental design for a fire hydrant, as shown and described.

DESCRIPTION

FIG. 1 is a perspective view of a fire hydrant according to the new design;

FIG. 2 is a right side elevation view thereof; the left side being a mirror image thereof;

FIG. 3 is a front elevation view thereof;

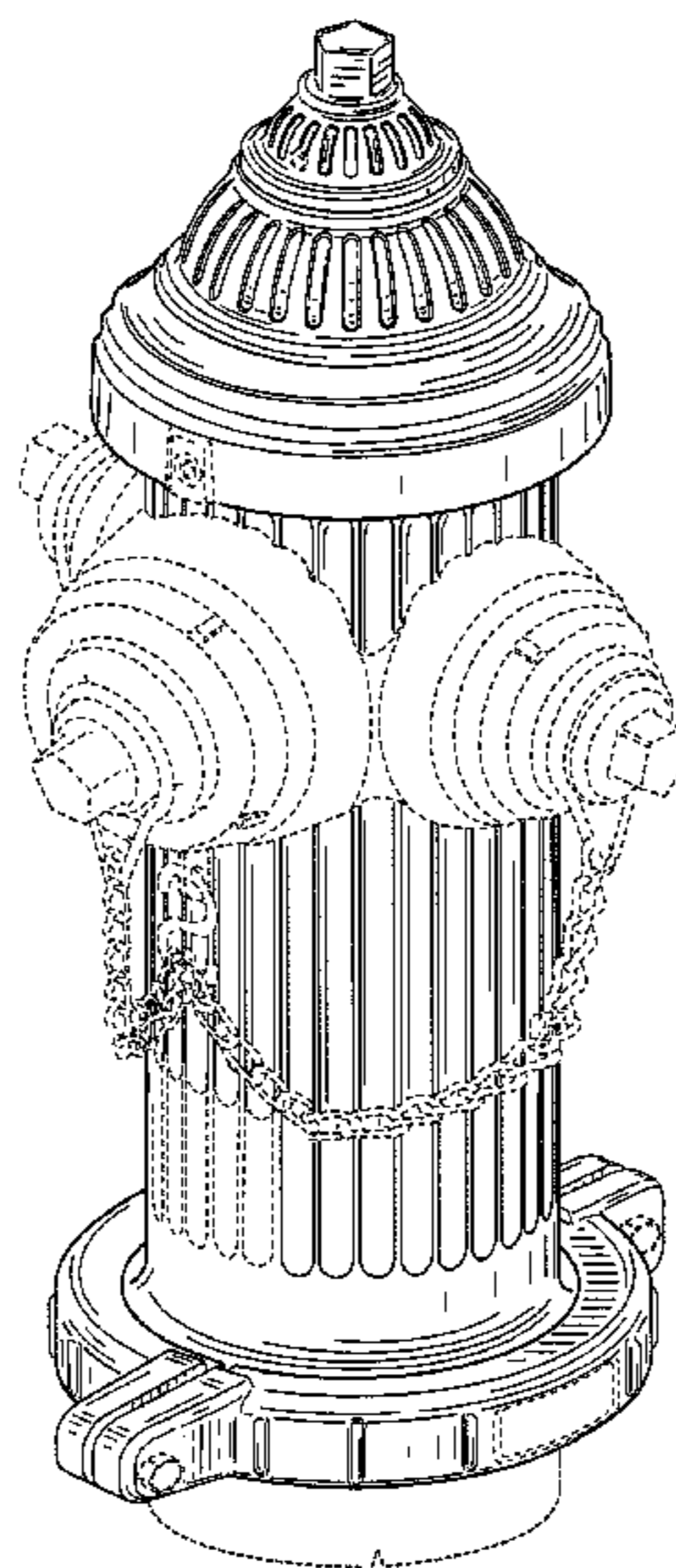
FIG. 4 is a rear elevation view thereof;

FIG. 5 is a top plan view thereof; and,

FIG. 6 is a bottom plan view thereof.

The broken lines shown herein are for illustrative purposes only and form no part of the claimed design.

1 Claim, 6 Drawing Sheets



OTHER PUBLICATIONS

Untitled Document; <http://crete-ne.com/index.asp?NID=66>; cite visited Sep. 25, 2008 (1 pg.).

Untitled Document; <http://www.fouralann.ca/content/view/18/31/>; cite visited Sep. 25, 2008 (1 pg.).

Untitled Document; <http://www.barriosconcrete.com/new110804/fire%20hydrant.jpg>; cite visited Sep. 25, 2008 (1 pg.)

Untitled Document; <http://content.answers.com/main/con...>; cite visited Sep. 25, 2008 (1 pg.).

Untitled Document; <http://www.cityofsunbury.com/nor-su...>; cite visited Sep. 25, 2008 (1 pg.).

* cited by examiner

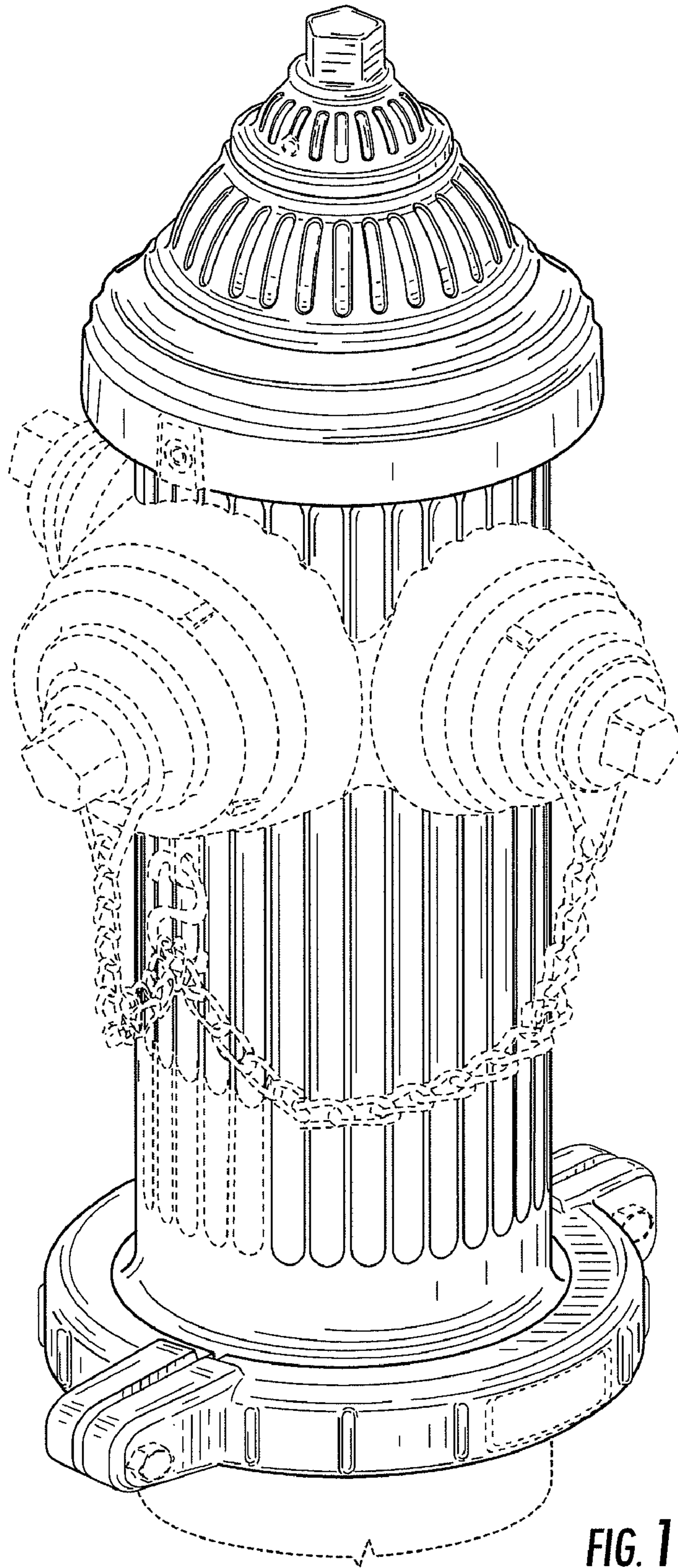


FIG. 1

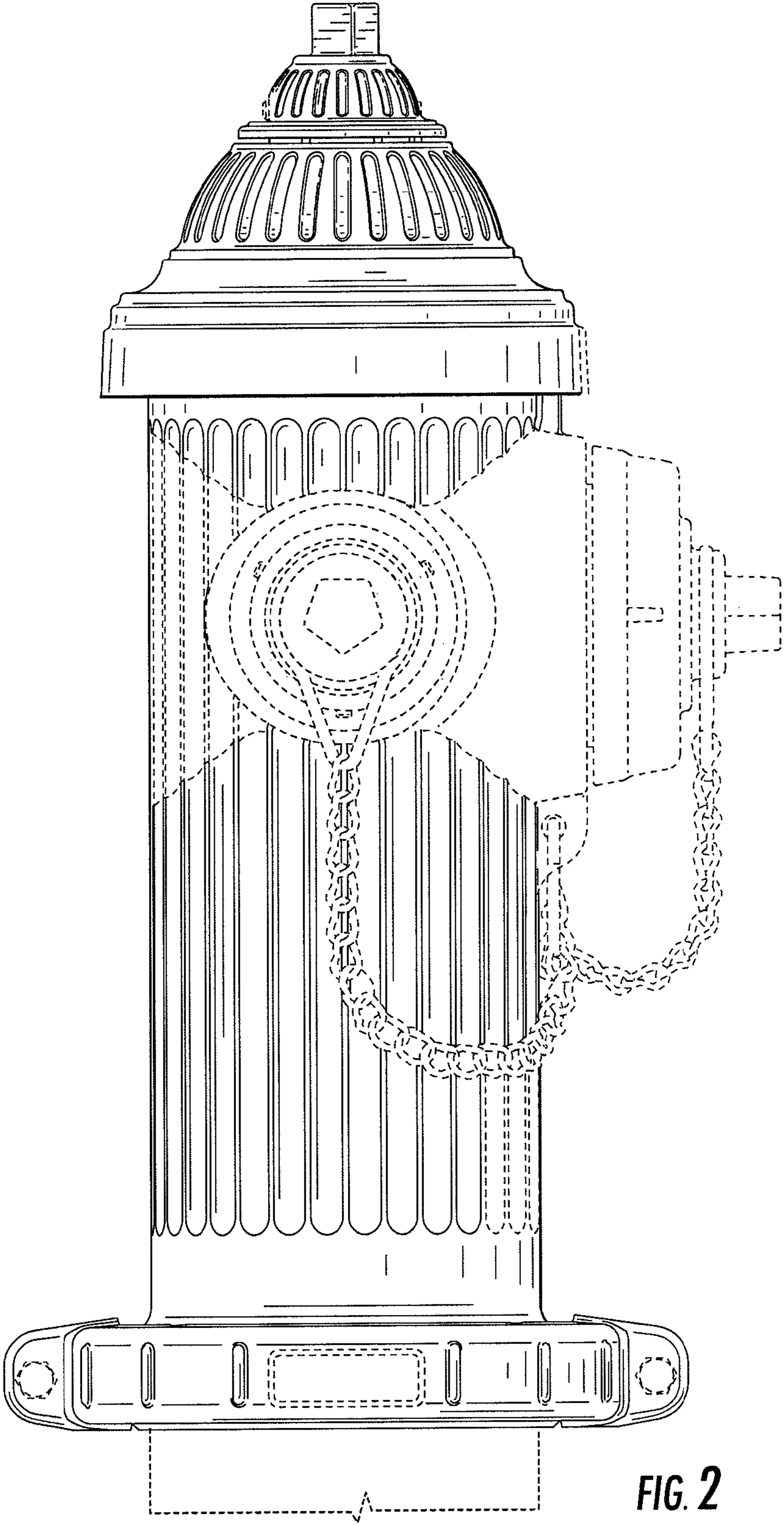


FIG. 2

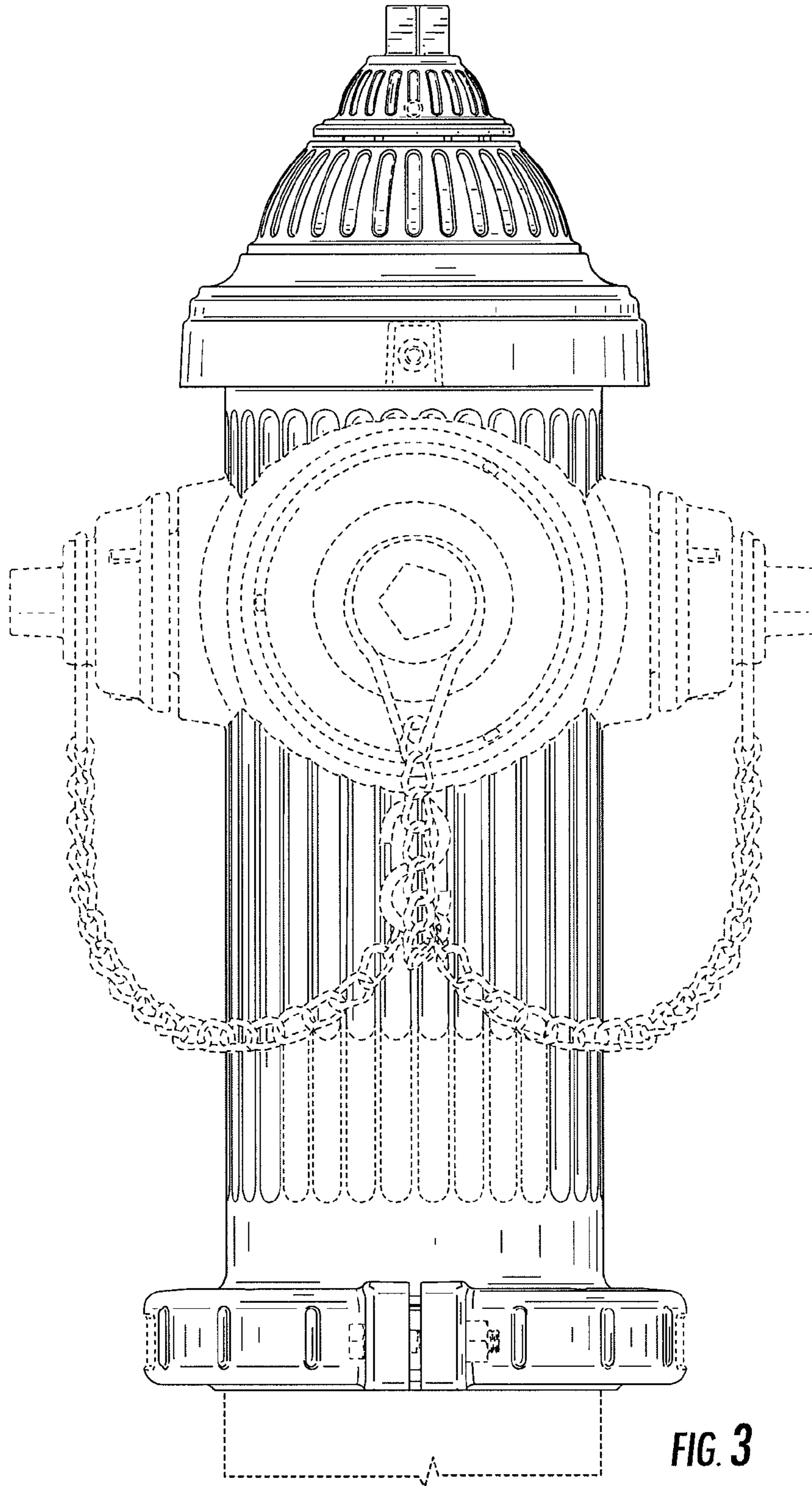


FIG. 3

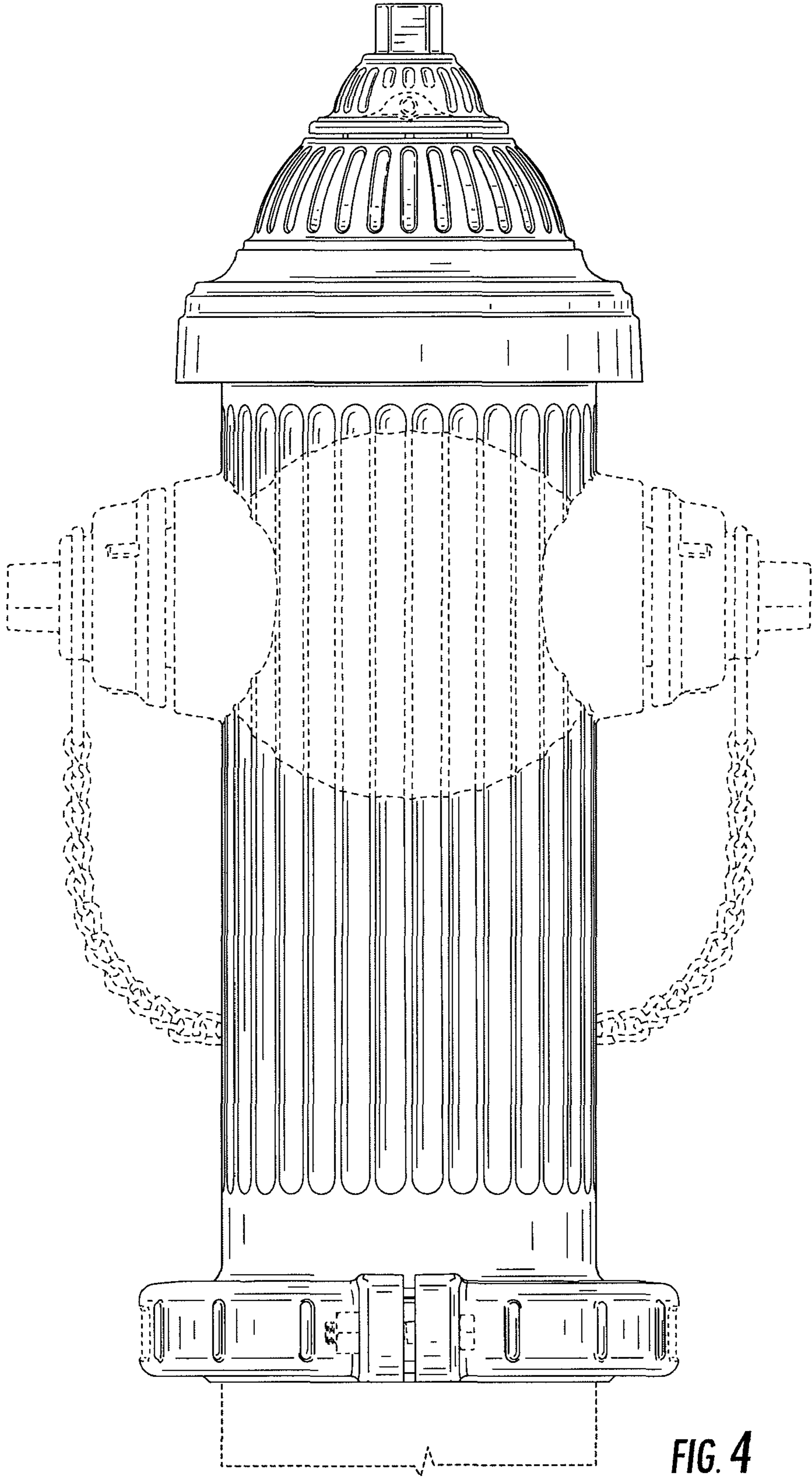


FIG. 4

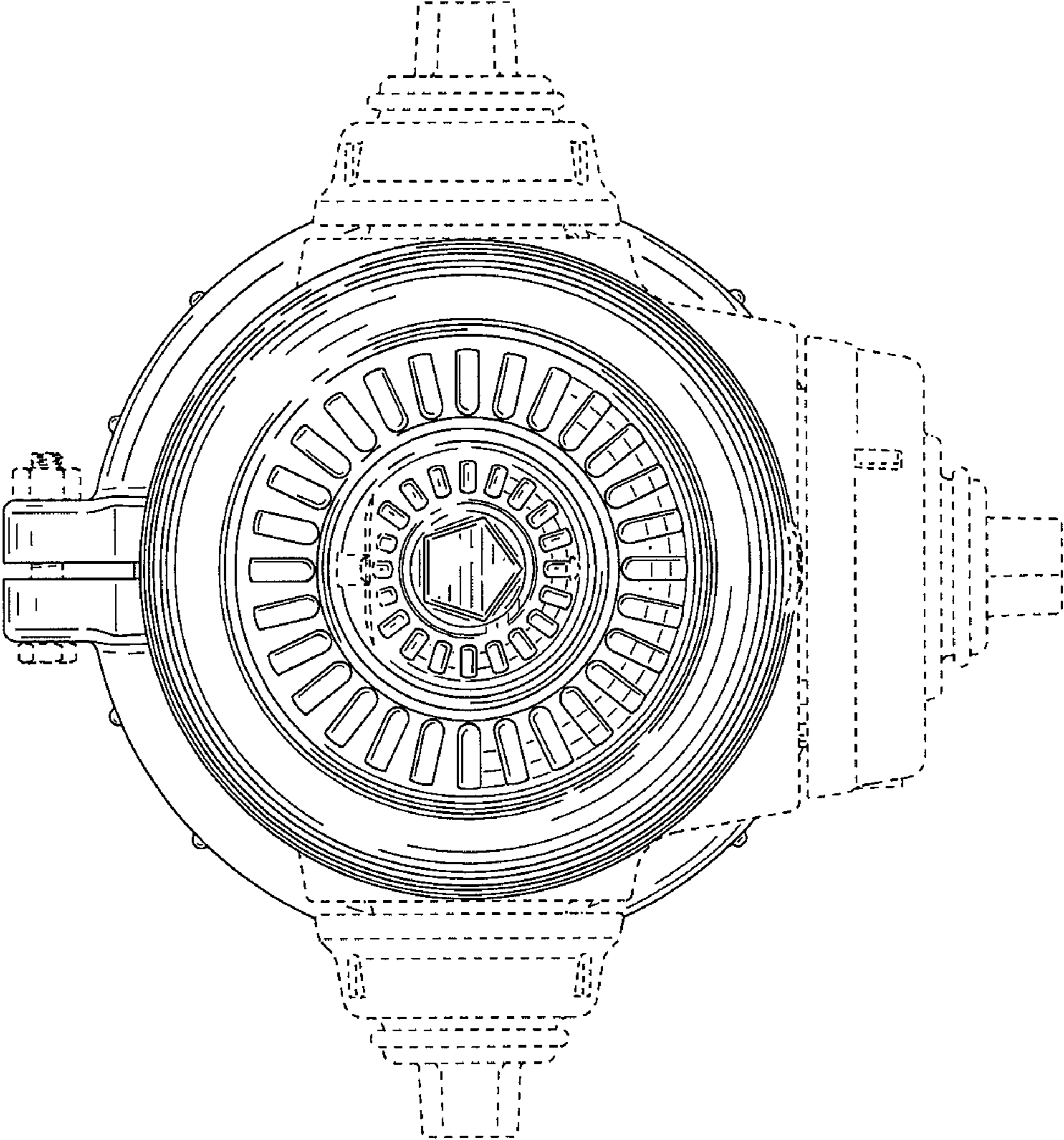


FIG. 5

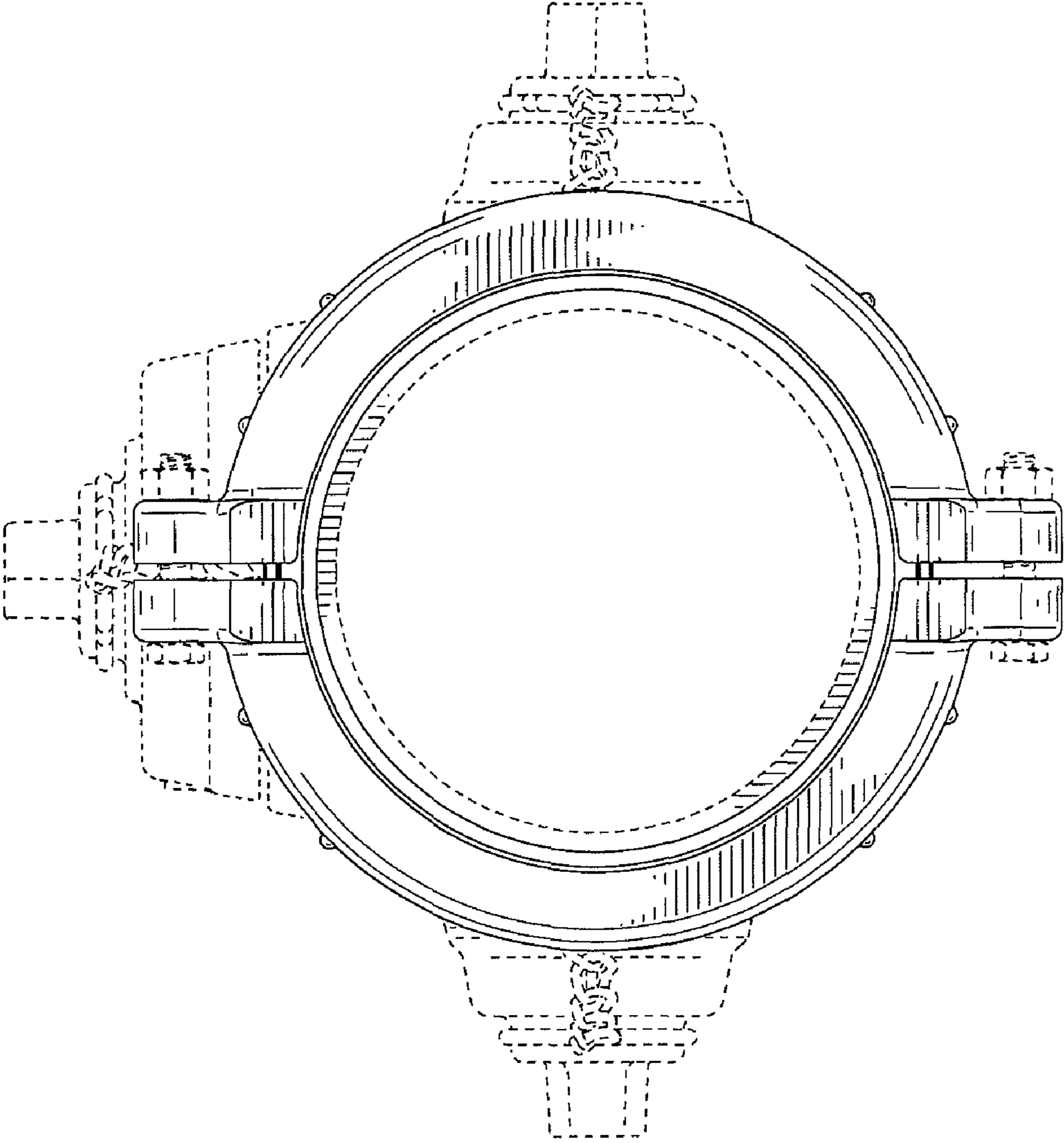


FIG. 6