



US00D631120S

(12) **United States Design Patent**
Salmon

(10) **Patent No.:** **US D631,120 S**
(45) **Date of Patent:** **** Jan. 18, 2011**

(54) **REMOVABLE ICE SKATE BLADE**
(75) Inventor: **John Jasper Salmon**, North York (CA)
(73) Assignee: **Multimatic Inc.**, Markham, Ontario (CA)
(**) Term: **14 Years**
(21) Appl. No.: **29/357,220**
(22) Filed: **Mar. 9, 2010**

(30) **Foreign Application Priority Data**
Sep. 10, 2009 (CA) 132112
(51) **LOC (9) Cl.** **21-02**
(52) **U.S. Cl.** **D21/761; D21/771**
(58) **Field of Classification Search** D21/760,
D21/761, 762, 771, 772, 776; 280/7.13,
280/11.12, 11.15, 11.14, 11.17, 11.18, 11.223,
280/11.3, 825, 841
See application file for complete search history.

(56) **References Cited**
U.S. PATENT DOCUMENTS
D2,843 S * 11/1867 Tilden D21/761
D2,933 S * 2/1868 Tallman D21/761
2,414,967 A * 1/1947 Meyers 280/11.14
3,212,786 A * 10/1965 Schmitt et al. 280/11.12
4,314,708 A * 2/1982 Zuuring 280/11.18
4,549,742 A * 10/1985 Husak et al. 280/11.18
5,088,749 A * 2/1992 Olivieri 280/11.18
5,988,683 A * 11/1999 Venier et al. 280/841

6,623,017 B1 * 9/2003 Steinhauser, Jr. 280/11.18
D488,846 S * 4/2004 Labonte et al. D21/761
6,761,363 B2 * 7/2004 Fask et al. 280/11.18
6,932,361 B2 * 8/2005 Steinhauser, Jr. 280/11.18
7,648,146 B2 * 1/2010 Tatomir 280/11.18
2001/0052678 A1 * 12/2001 Titzmann 280/11.18
2008/0100008 A1 * 5/2008 Wan 280/11.18
2009/0224494 A1 * 9/2009 Wan 280/11.18

* cited by examiner

Primary Examiner—Cynthia M Chin
(74) *Attorney, Agent, or Firm*—Fredrikson & Byron, P.A.

(57) **CLAIM**

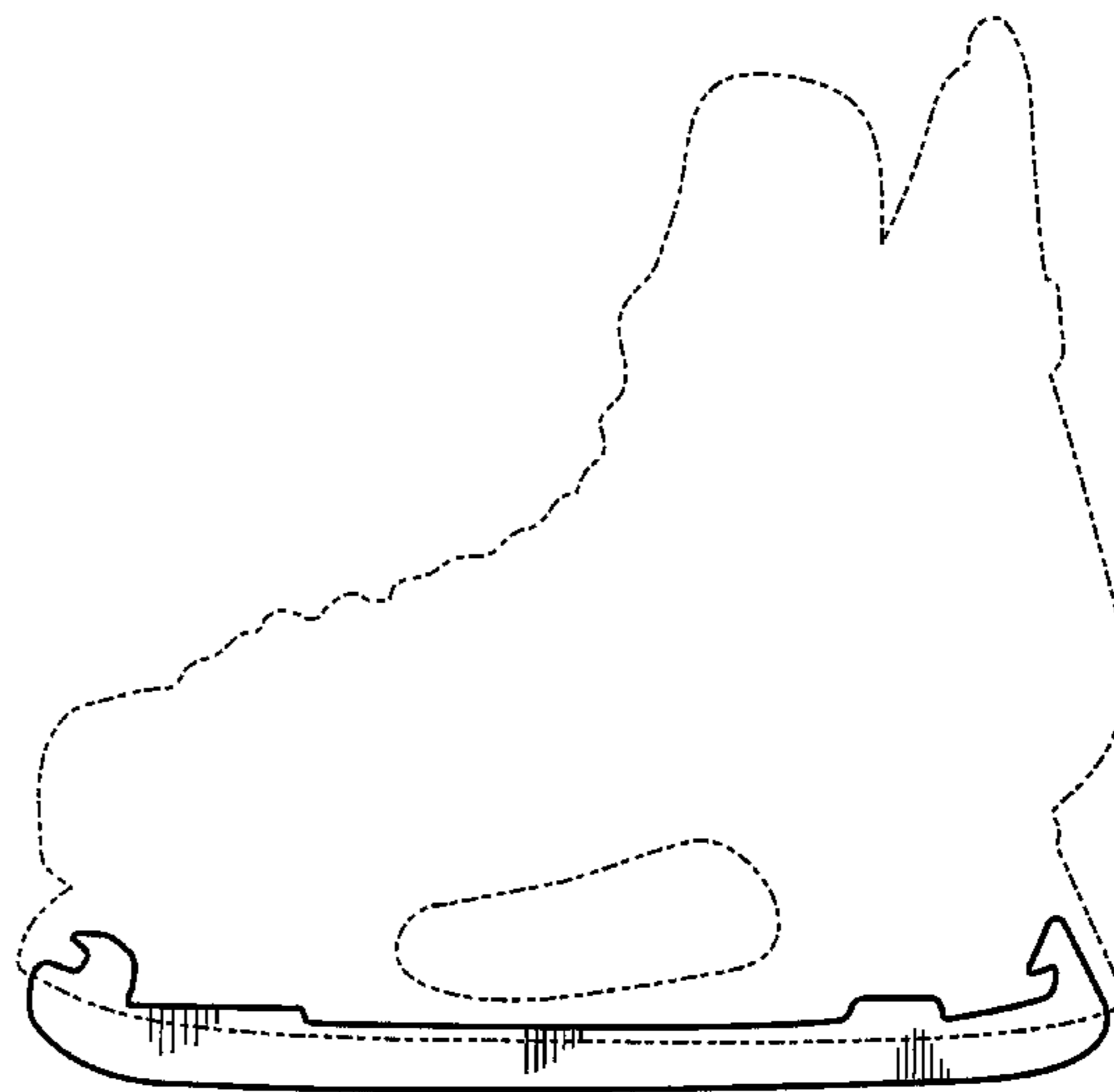
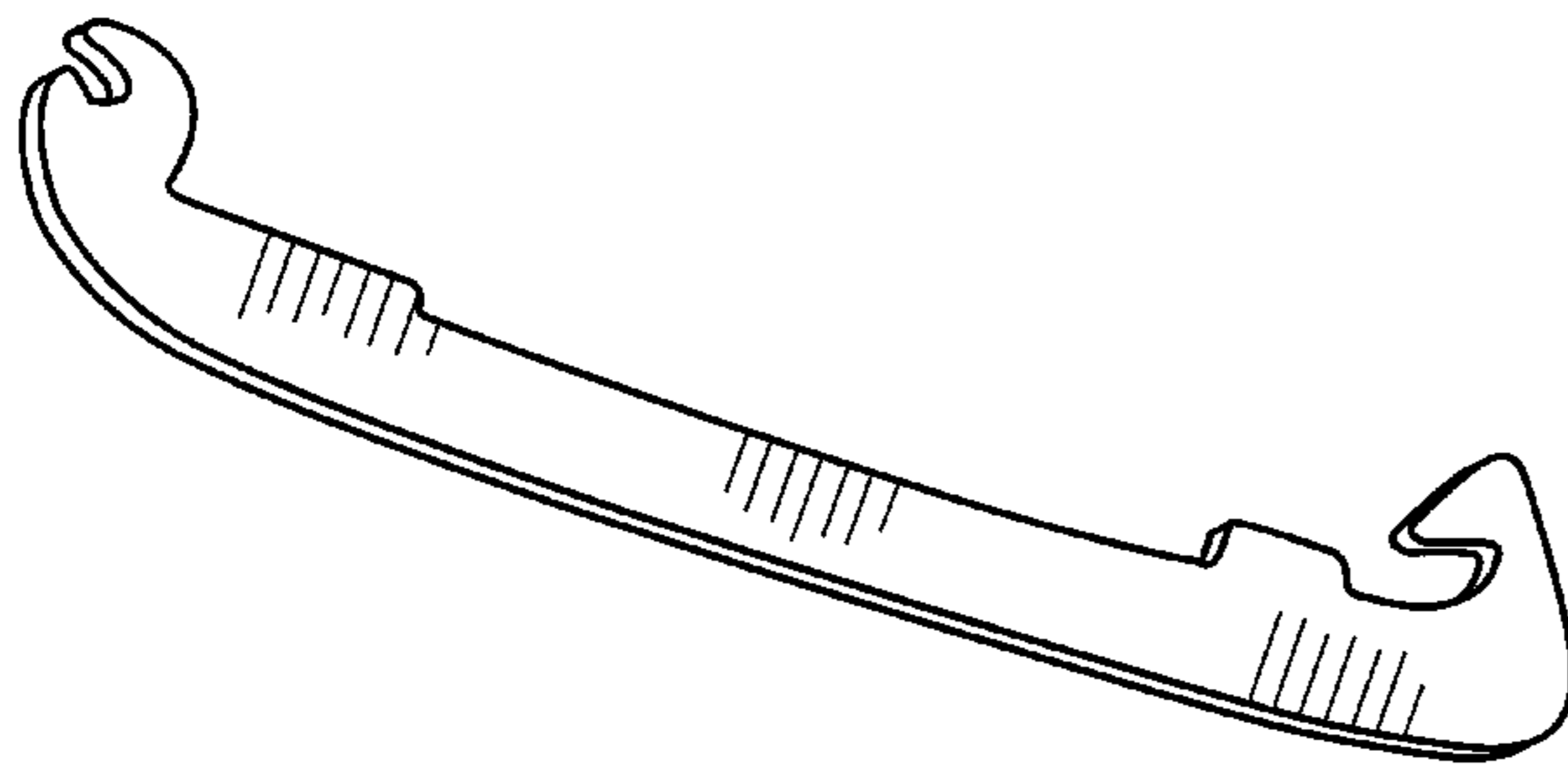
I claim the ornamental design for the removable ice skate blade, as shown and described.

DESCRIPTION

FIG. 1 is a perspective view incorporating my new design;
FIG. 2 is a right side view thereof;
FIG. 3 is a right side view of my new design attached to a skate boot;
FIG. 4 is a left side view incorporating my new design;
FIG. 5 is a top view thereof;
FIG. 6 is a front end view thereof;
FIG. 7 is a rear end view thereof; and,
FIG. 8 is a bottom view thereof.

The skate boot shown in broken lines in FIG. 3 is illustrative of environment and forms no part of the claimed design.

1 Claim, 5 Drawing Sheets



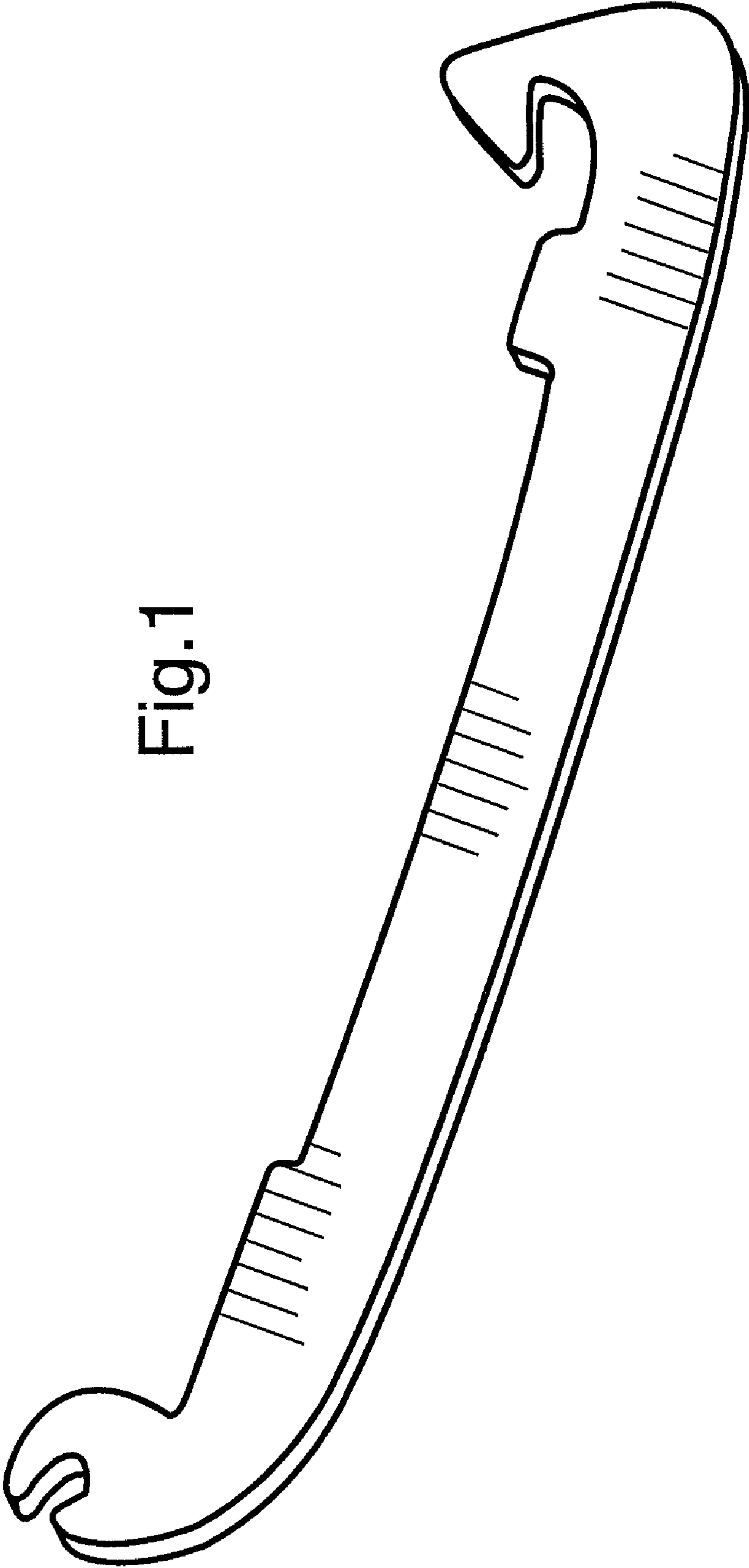


Fig.1

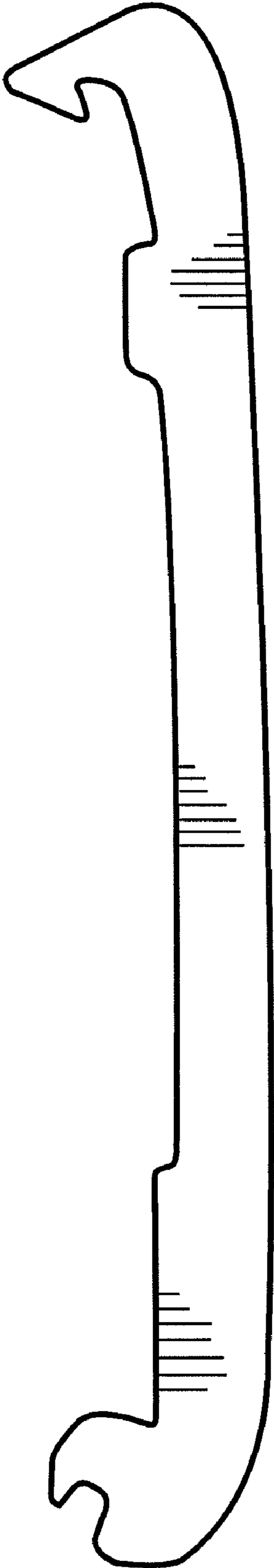


Fig.2

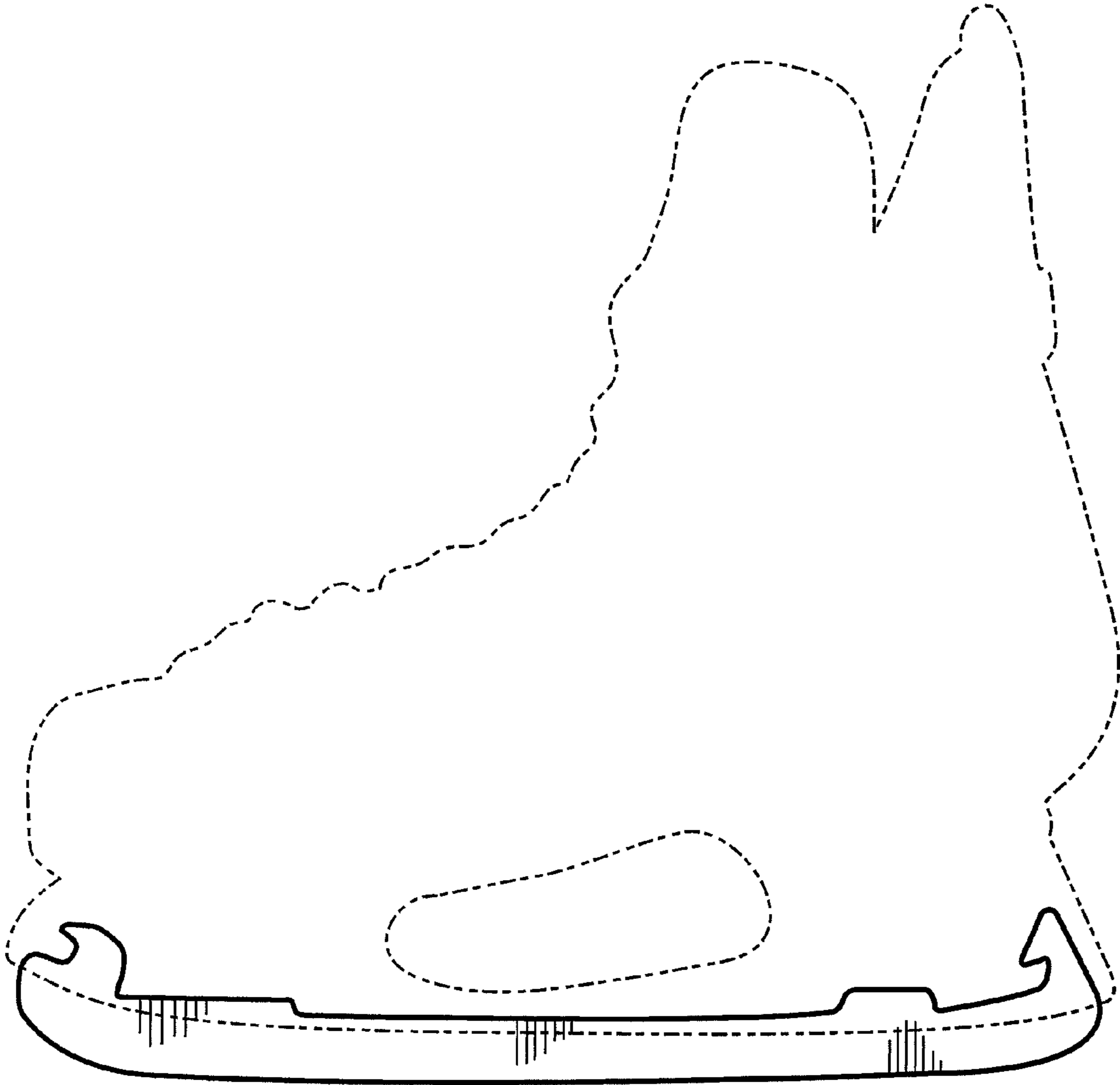


Fig.3

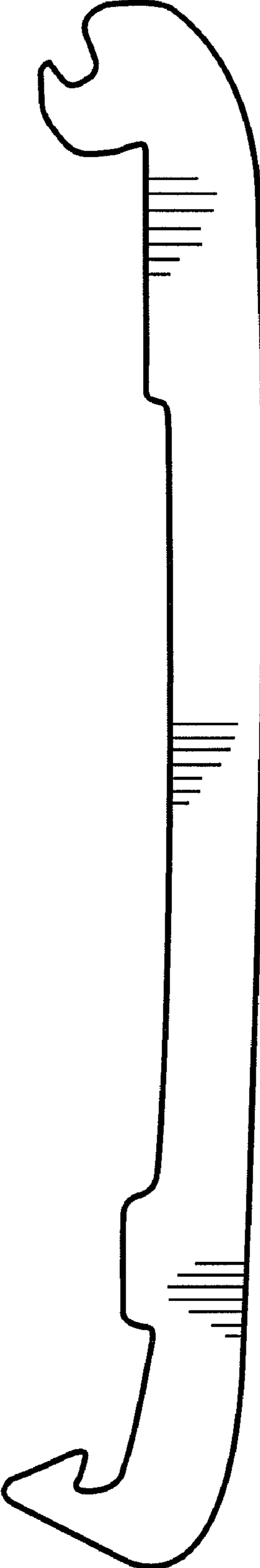


Fig.4



Fig. 5



Fig. 7



Fig. 6



Fig. 8