



US00D631116S

(12) **United States Design Patent**
Cameron et al.

(10) **Patent No.:** **US D631,116 S**
(45) **Date of Patent:** **** Jan. 18, 2011**

(54) **GOLF CLUB GRIP**

(75) Inventors: **Don T. Cameron**, Carlsbad, CA (US);
Margaret Lemieux, Carlsbad, CA (US)

(73) Assignee: **Acushnet Company**, Fairhaven, MA
(US)

(**) Term: **14 Years**

(21) Appl. No.: **29/352,475**

(22) Filed: **Dec. 22, 2009**

(51) **LOC (9) Cl.** **21-02**

(52) **U.S. Cl.** **D21/756**

(58) **Field of Classification Search** D21/756-758;
473/300-303, 316-323, 201
See application file for complete search history.

(56) **References Cited**

U.S. PATENT DOCUMENTS

D238,381 S *	1/1976	Spencer	D21/756
D290,730 S *	7/1987	Solheim	D21/756
D385,936 S *	11/1997	Nakazaki	D21/756
D553,212 S *	10/2007	Cameron et al.	D21/756
D553,213 S *	10/2007	Cameron et al.	D21/756
D553,214 S *	10/2007	Cameron et al.	D21/756

D553,215 S *	10/2007	Cameron et al.	D21/756
D554,722 S *	11/2007	Cameron et al.	D21/756
D596,254 S *	7/2009	Shiga et al.	D21/757
D602,104 S *	10/2009	Black et al.	D21/756
D602,107 S *	10/2009	Shiga et al.	D21/757
D602,108 S *	10/2009	Miyama et al.	D21/757
D606,147 S *	12/2009	Miyama et al.	D21/757
D618,297 S *	6/2010	Miyama et al.	D21/757

* cited by examiner

Primary Examiner—Mitchell I Siegel

(74) *Attorney, Agent, or Firm*—Kristin D. Wheeler

(57) **CLAIM**

The ornamental design for a golf club grip, as shown and described.

DESCRIPTION

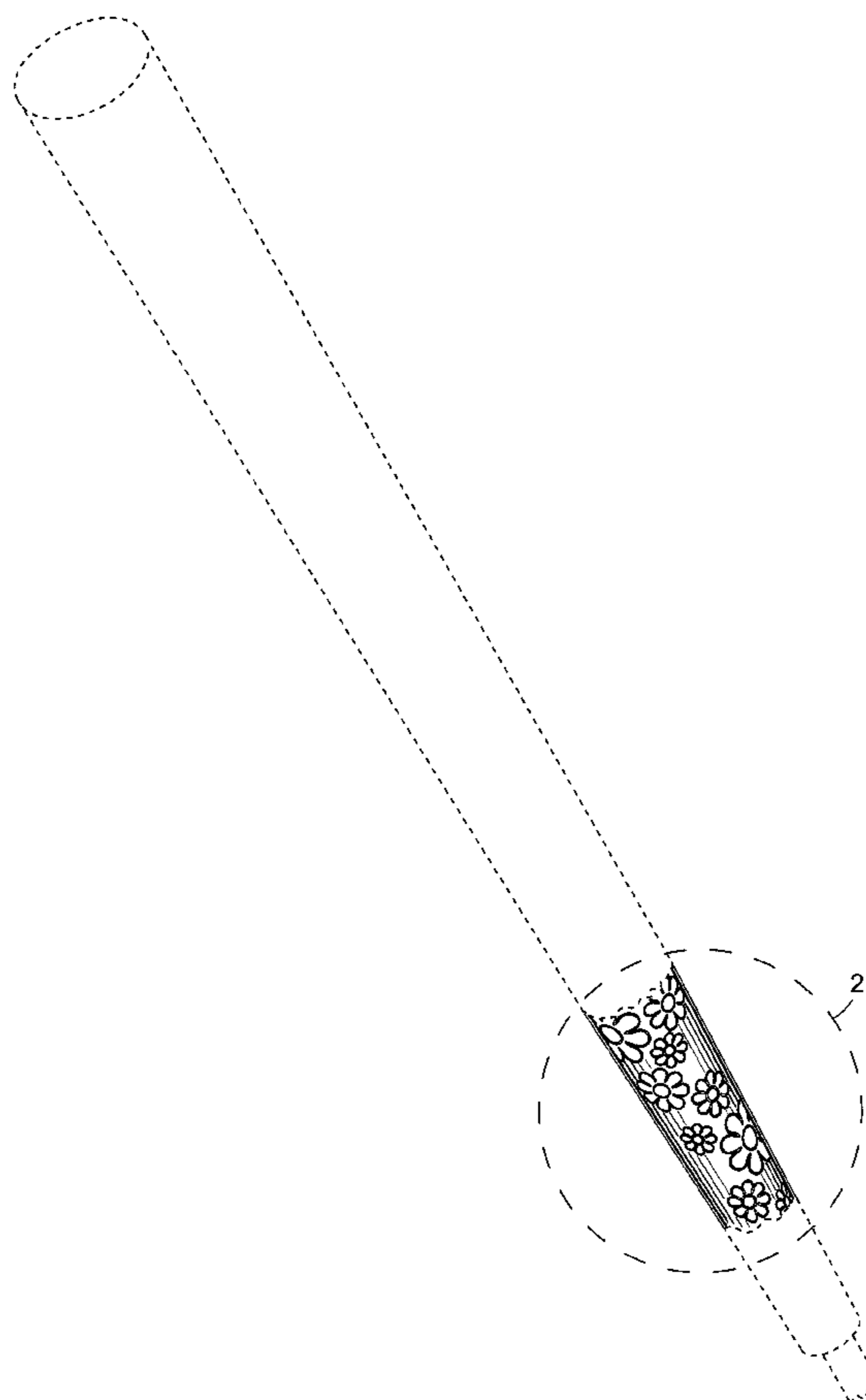
FIG. 1 is a perspective view of my new design for a golf club grip;

FIG. 2 is a detailed view of the design of FIG. 1; and,

FIG. 3 is a front view of the detailed view of FIG. 2.

The portion of the golf club grip shown in phantom is for illustrative purposes only and does not form any portion of the claimed design.

1 Claim, 2 Drawing Sheets



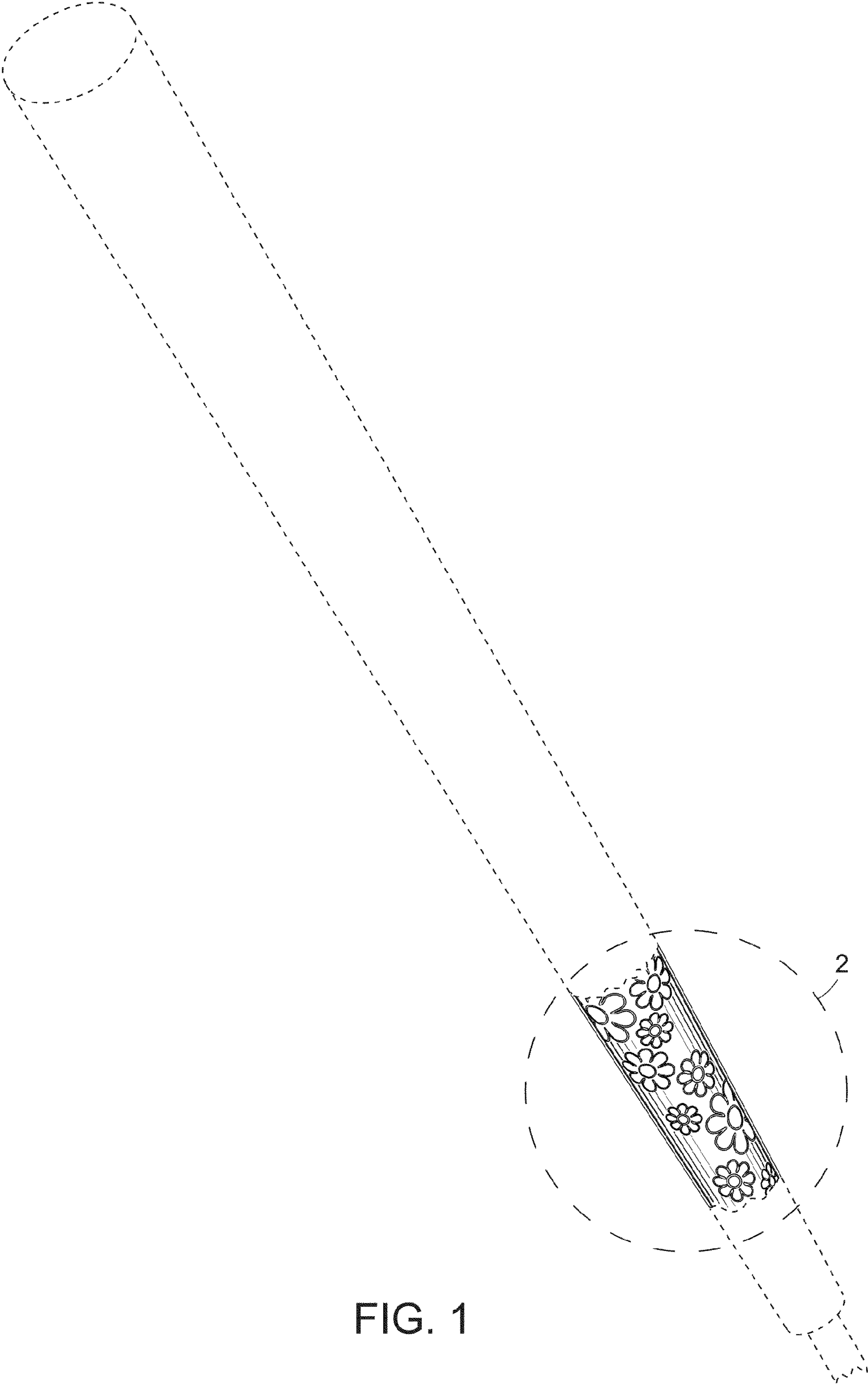


FIG. 1




FIG. 3

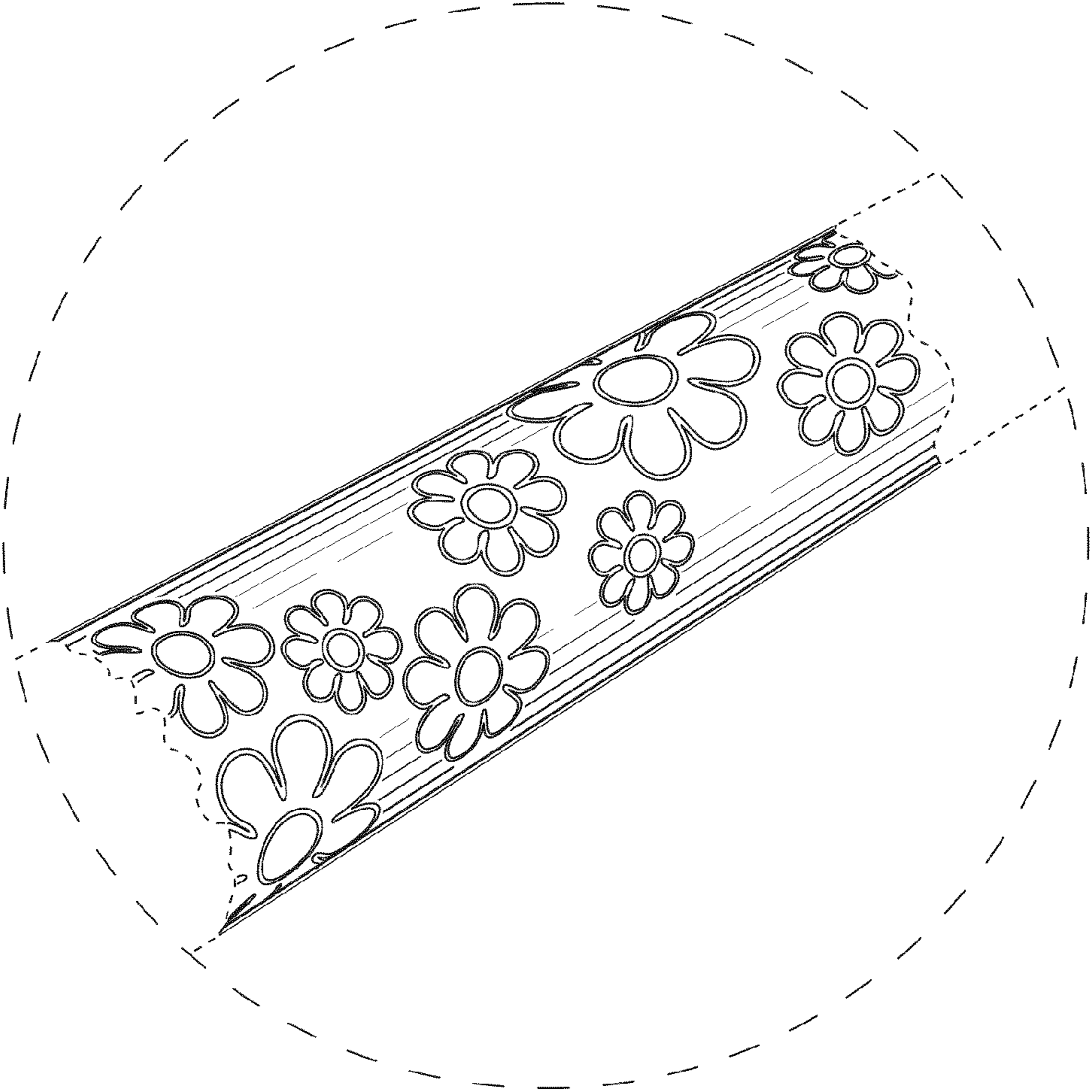


FIG. 2