



US00D631115S

(12) **United States Design Patent**
Chen

(10) **Patent No.:** **US D631,115 S**
(45) **Date of Patent:** **** Jan. 18, 2011**

(54) **GOLF CLUB HEAD COVER**

2007/0023116 A1 2/2007 Chen

(75) Inventor: **Xiaojian Chen**, Phoenix, AZ (US)

OTHER PUBLICATIONS

(73) Assignee: **Karsten Manufacturing Corporation**,
Phoenix, AZ (US)

Brian J. McGuire, "Golf Club Head Cover," U.S. Appl. No. 29/340,873, filed Jul. 27, 2009.

Brian J. McGuire, "Golf Club Head Cover," U.S. Appl. No. 29/340,875, filed Jul. 27, 2009.

(**) Term: **14 Years**

Brian J. McGuire, "Golf Club Head Cover," U.S. Appl. No. 29/340,876, filed Jul. 27, 2009.

(21) Appl. No.: **29/359,506**

Xiaojian Chen, "Golf Club Head Cover," U.S. Appl. No. 29/359,499, filed Apr. 12, 2010.

(22) Filed: **Apr. 12, 2010**

Xiaojian Chen, "Golf Club Head Cover," U.S. Appl. No. 29/359,502, filed Apr. 12, 2010.

(51) **LOC (9) Cl.** **21-02**

(52) **U.S. Cl.** **D21/754**

(58) **Field of Classification Search** D21/754;
150/160

* cited by examiner

Primary Examiner—Mitchell I Siegel

See application file for complete search history.

(57) **CLAIM**

(56) **References Cited**

The ornamental design for a golf club head cover, as shown and described.

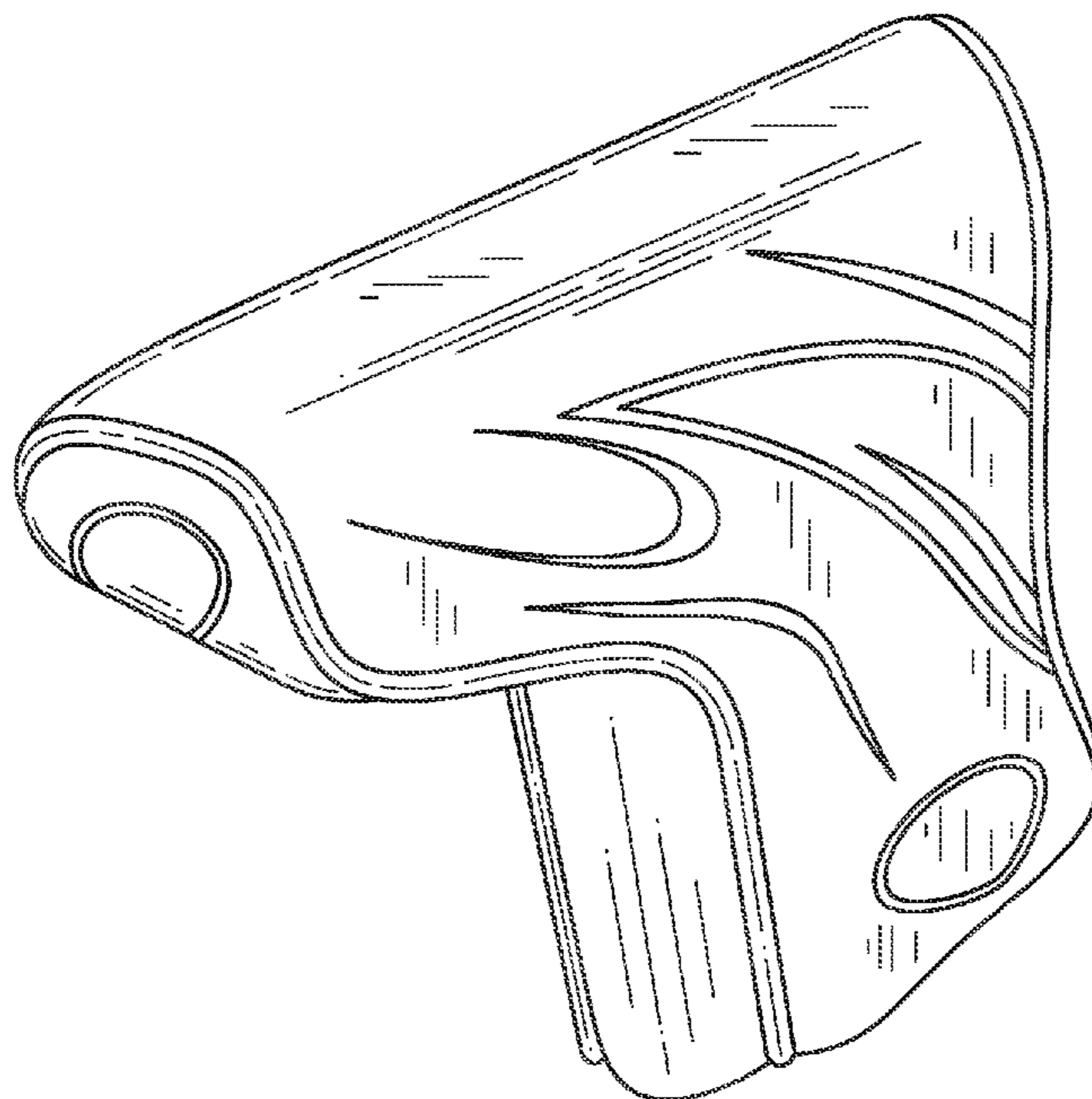
U.S. PATENT DOCUMENTS

DESCRIPTION

D444,525 S *	7/2001	Bernath	D21/754
D469,835 S *	2/2003	Bradshaw	D21/754
D484,210 S	12/2003	Oldknow et al.		
D508,101 S	8/2005	Chen et al.		
D527,435 S	8/2006	Chen		
D527,779 S	9/2006	Chen et al.		
D529,113 S	9/2006	Chen		
D535,344 S *	1/2007	Chen	D21/754
D561,858 S	2/2008	Chen		
D565,682 S *	4/2008	Chen et al.	D21/754
D576,238 S	9/2008	Chen		
D576,239 S	9/2008	Chen		
D576,697 S *	9/2008	Chen	D21/754
D585,102 S *	1/2009	Chen	D21/754
D585,512 S	1/2009	Quartarone, III		
D590,464 S *	4/2009	Chen	D21/754
D590,901 S	4/2009	Chen		

FIG. 1 is a perspective front view of a golf club head cover;
 FIG. 2 is a front view of the golf club head cover of FIG. 1;
 FIG. 3 is a rear view of the golf club head cover of FIG. 1;
 FIG. 4 is a side view of the golf club head cover of FIG. 1 taken from the right in FIG. 2, the opposite side view taken from the left in FIG. 2 being a mirror image thereof;
 FIG. 5 is a bottom plan view of the golf club head cover of FIG. 1; and,
 FIG. 6 is a top plan view of the golf club head cover of FIG. 1.

1 Claim, 4 Drawing Sheets



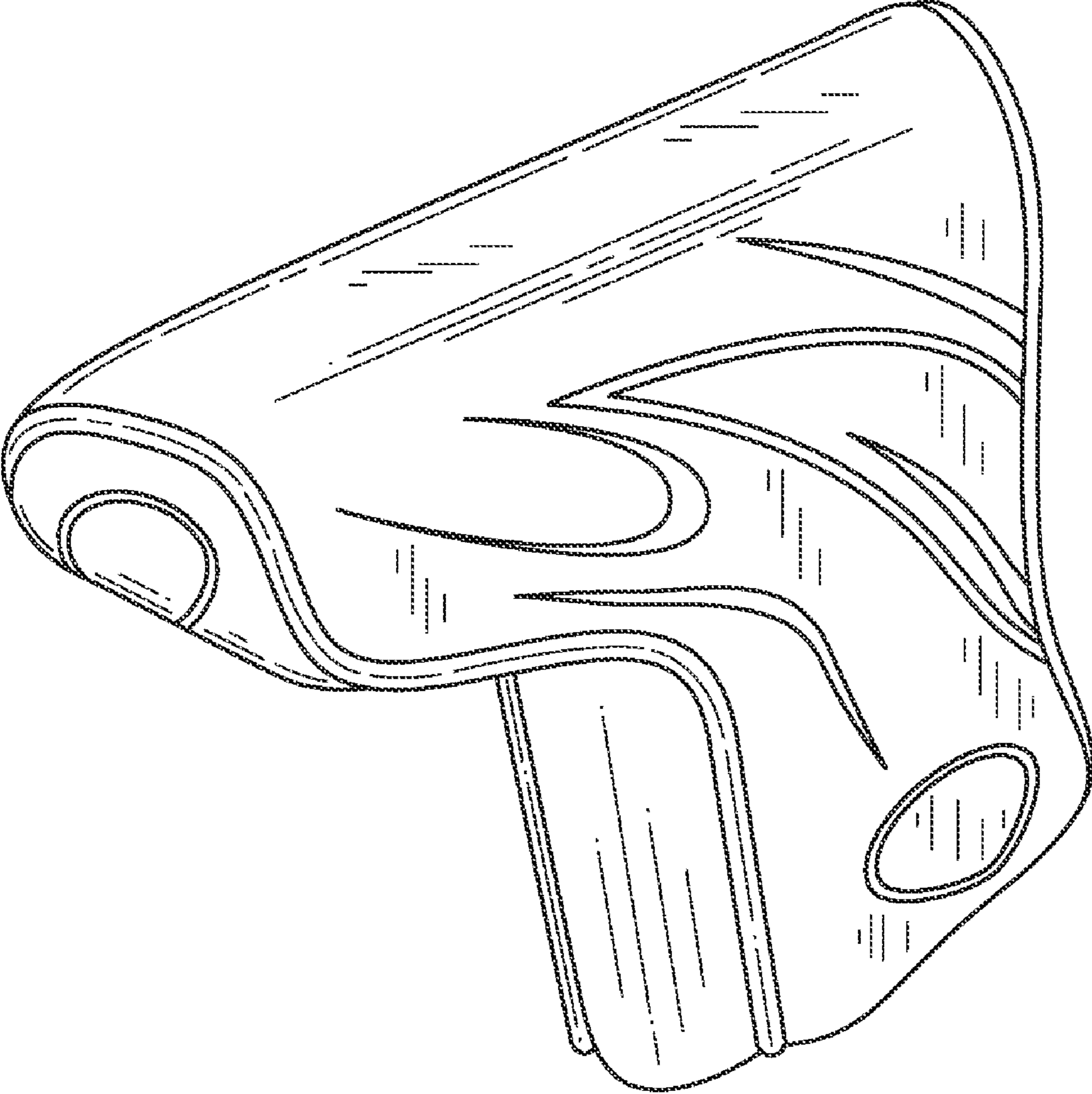


FIG. 1

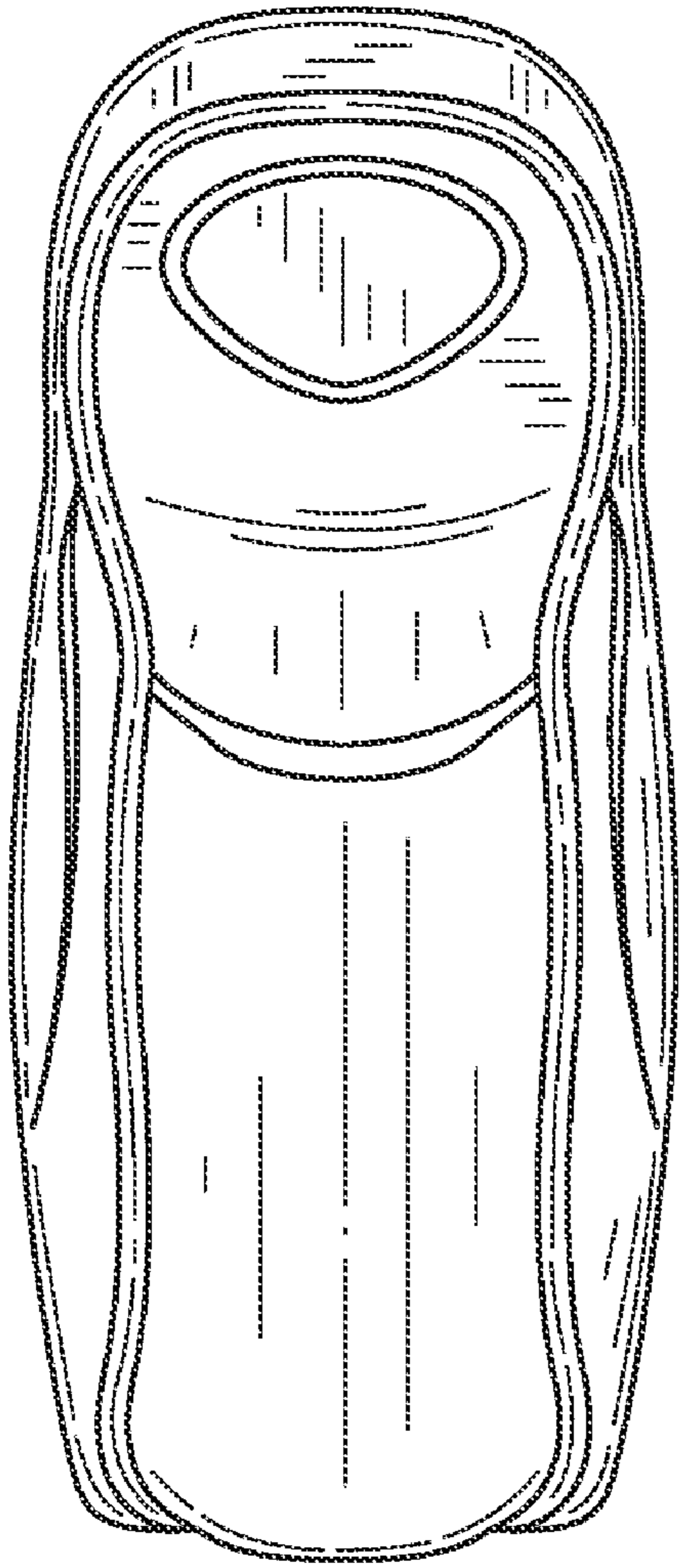


FIG. 2

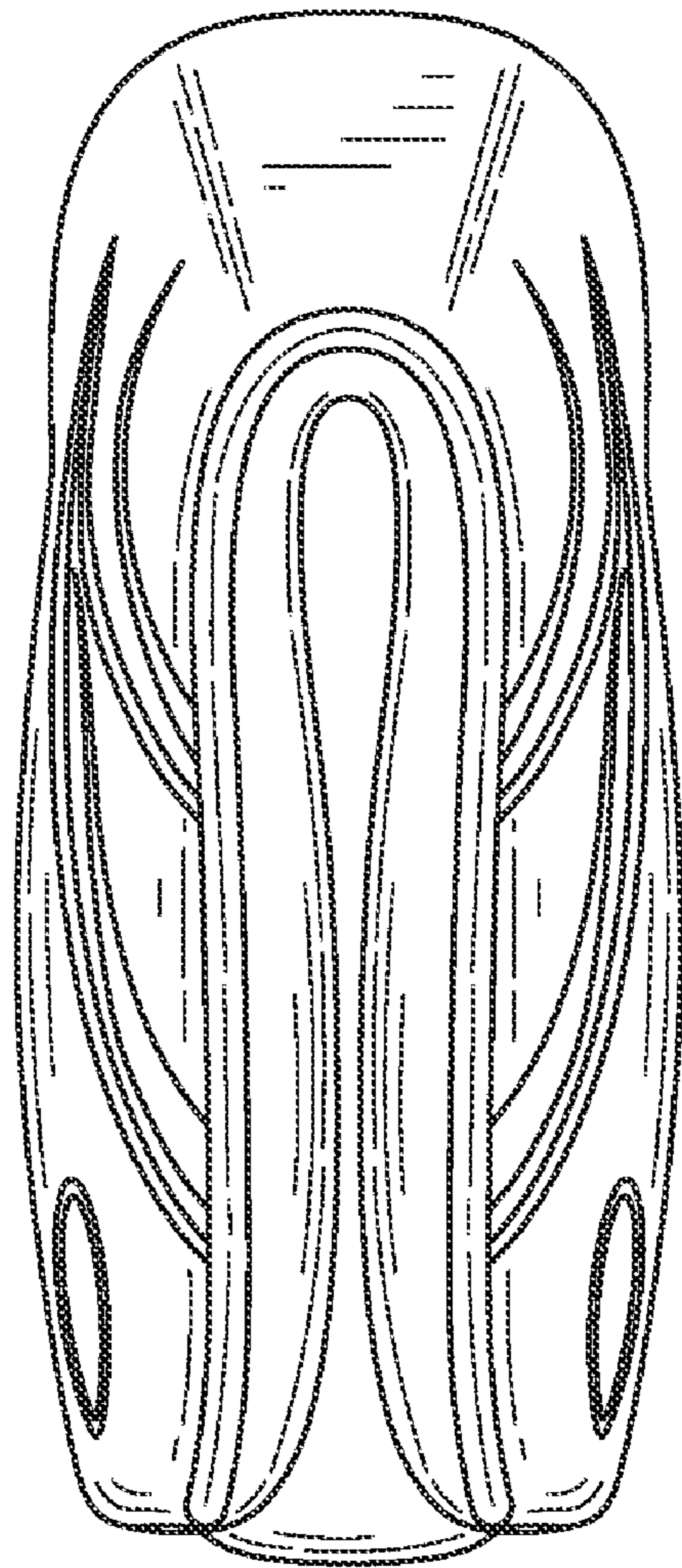


FIG. 3

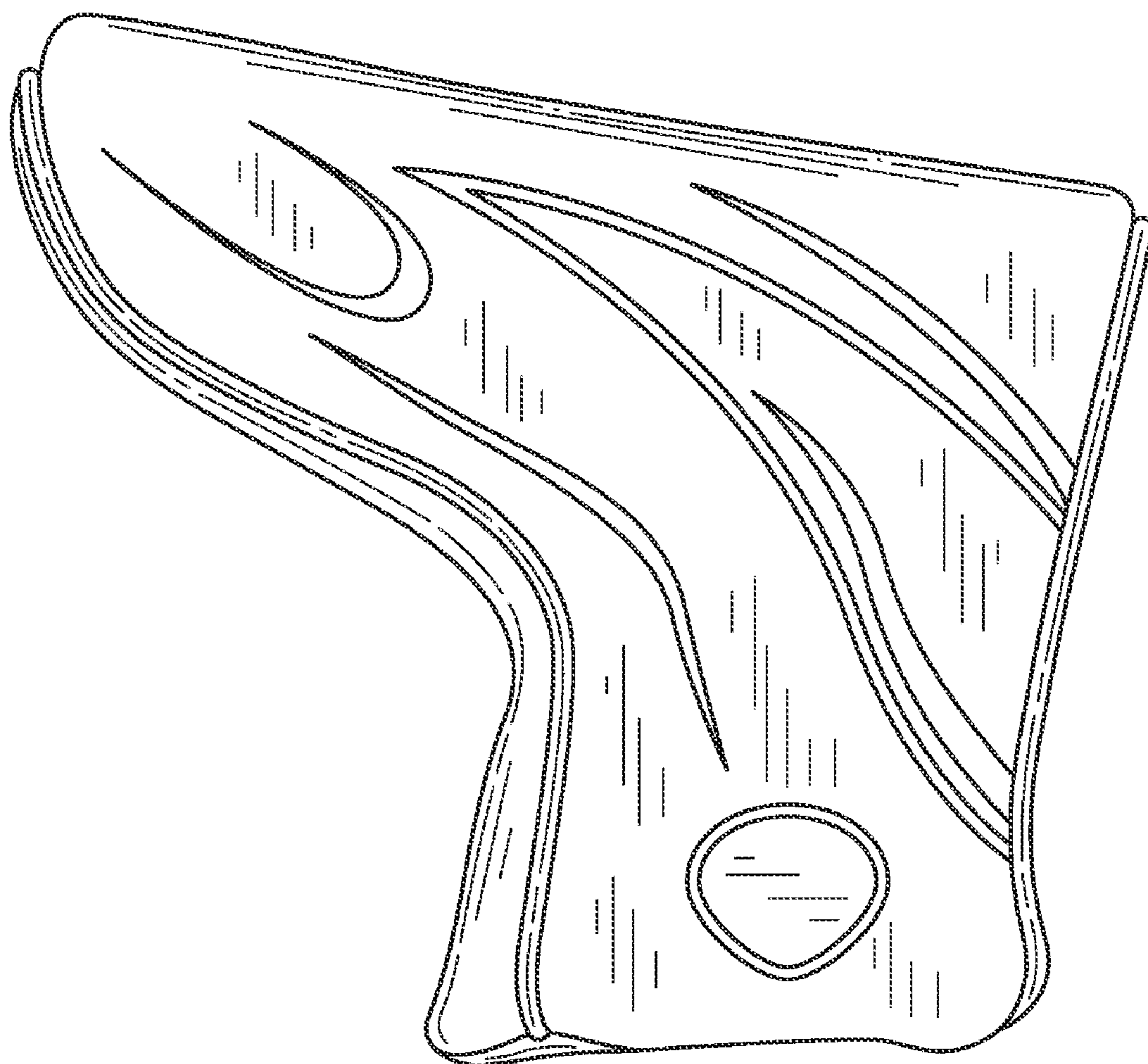


FIG.4

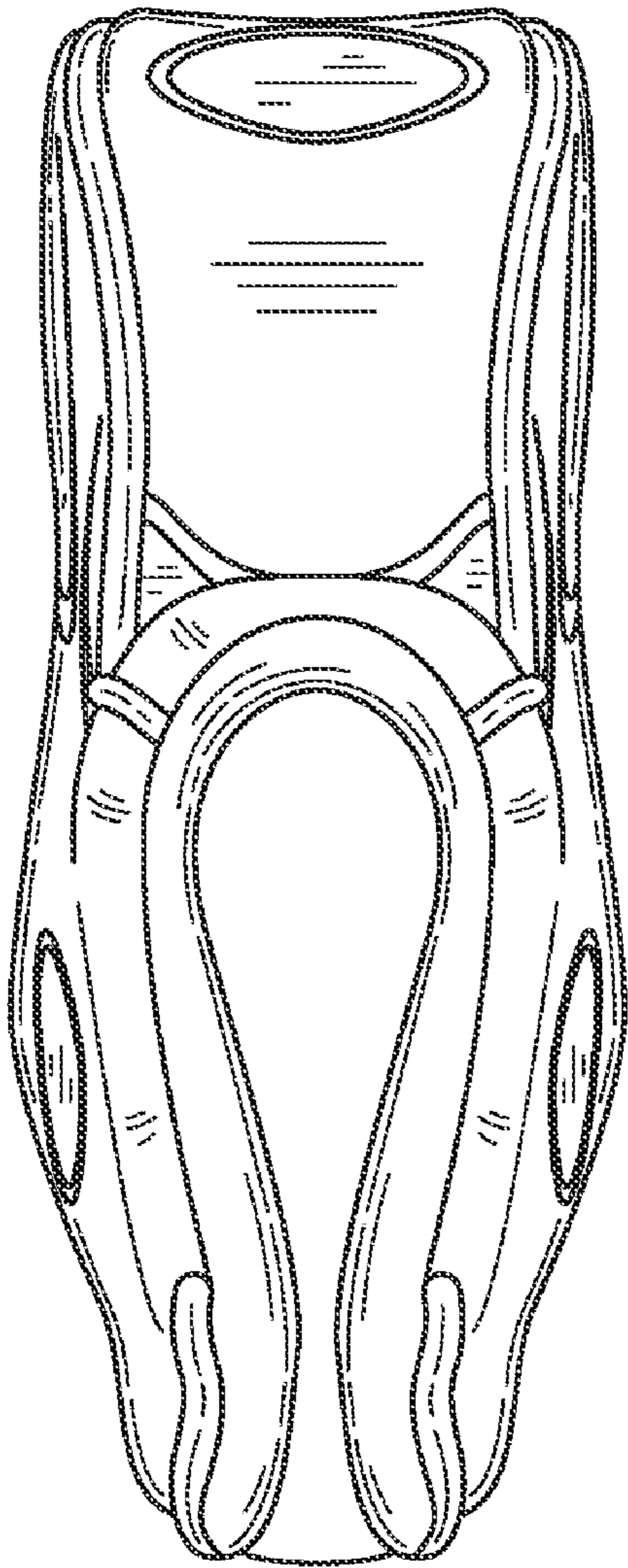


FIG. 5

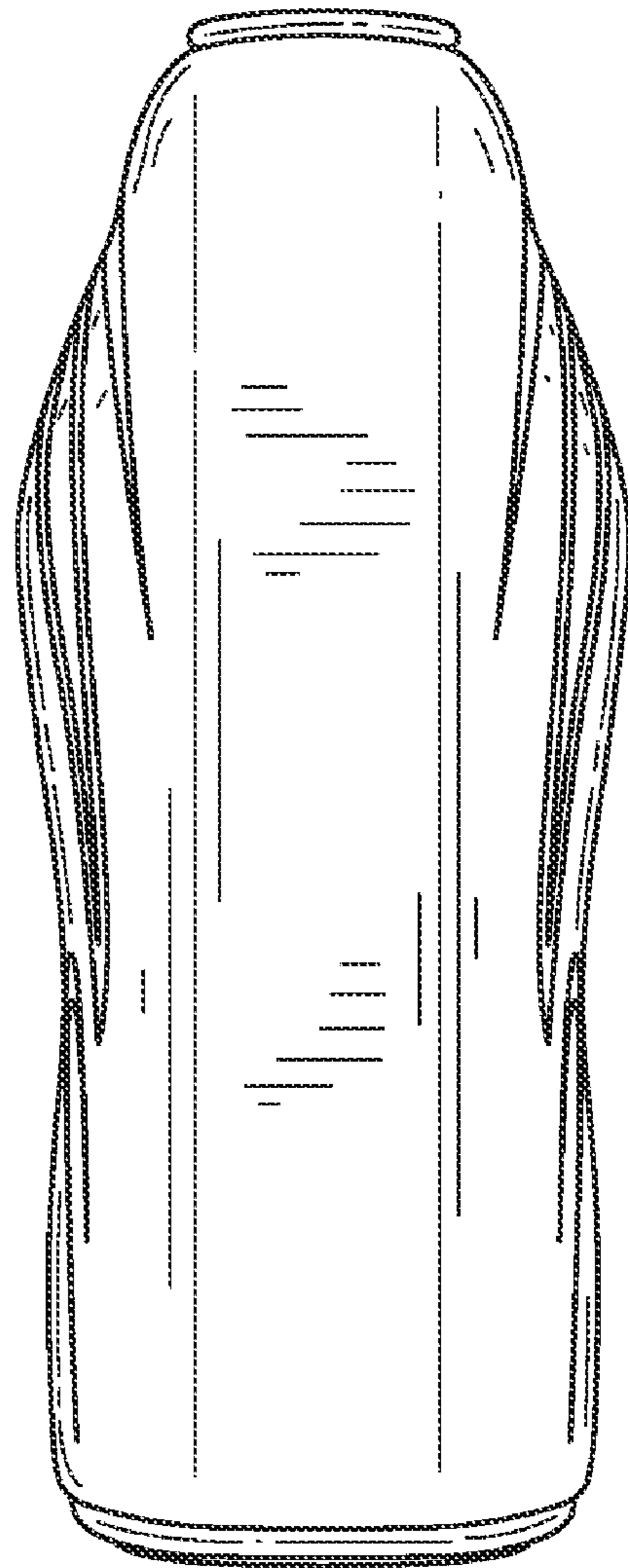


FIG. 6