



US00D631114S

(12) **United States Design Patent**
Chen

(10) **Patent No.:** **US D631,114 S**
(45) **Date of Patent:** **** Jan. 18, 2011**

(54) **GOLF CLUB HEAD COVER**

2007/0023116 A1 2/2007 Chen

(75) Inventor: **Xiaojian Chen**, Phoenix, AZ (US)

(73) Assignee: **Karsten Manufacturing Corporation**, Phoenix, AZ (US)

(**) Term: **14 Years**

(21) Appl. No.: **29/359,502**

(22) Filed: **Apr. 12, 2010**

(51) **LOC (9) Cl.** **21-02**

(52) **U.S. Cl.** **D21/754**

(58) **Field of Classification Search** D21/754;
150/160

See application file for complete search history.

(56) **References Cited**

U.S. PATENT DOCUMENTS

D484,210 S	12/2003	Oldknow et al.	
D485,879 S *	1/2004	Cameron et al.	D21/754
D508,101 S	8/2005	Chen et al.	
D527,435 S *	8/2006	Chen	D21/754
D527,779 S	9/2006	Chen et al.	
D529,113 S *	9/2006	Chen	D21/754
D535,344 S	1/2007	Chen	
D561,858 S *	2/2008	Chen	D21/754
D565,682 S	4/2008	Chen et al.	
D576,238 S *	9/2008	Chen	D21/754
D576,239 S *	9/2008	Chen	D21/754
D576,697 S	9/2008	Chen	
D585,102 S	1/2009	Chen	
D585,512 S	1/2009	Quartarone, III	
D590,464 S	4/2009	Chen	
D590,901 S *	4/2009	Chen	D21/754
D617,404 S *	6/2010	McGuire	D21/754

OTHER PUBLICATIONS

Brian J. McGuire, "Golf Club Head Cover," U.S. Appl. No. 29/340,873, filed Jul. 27, 2009.

Brian J. McGuire, "Golf Club Head Cover," U.S. Appl. No. 29/340,875, filed Jul. 27, 2009.

Brian J. McGuire, "Golf Club Head Cover," U.S. Appl. No. 29/340,876, filed Jul. 27, 2009.

Xiaojian Chen, "Golf Club Head Cover," U.S. Appl. No. 29/359,499, filed Apr. 12, 2010.

Xiaojian Chen, "Golf Club Head Cover," U.S. Appl. No. 29/359,506, filed Apr. 12, 2010.

* cited by examiner

Primary Examiner—Mitchell I Siegel

(57) **CLAIM**

The ornamental design for a golf club head cover, as shown and described.

DESCRIPTION

FIG. 1 is a perspective front view of a golf club head cover;

FIG. 2 is a front view of the golf club head cover of FIG. 1;

FIG. 3 is a rear view of the golf club head cover of FIG. 1;

FIG. 4 is a side view of the golf club head cover of FIG. 1 taken from the right in FIG. 2, the opposite side view taken from the left in FIG. 2 being a mirror image thereof;


FIG. 5 is a bottom plan view of the golf club head cover of FIG. 1;

FIG. 6 is a top plan view of the golf club head cover of FIG. 1;

FIG. 7 is a front view of the golf club head cover of FIG. 1; and,

FIG. 8 is a rear view of the golf club head cover of FIG. 1.

1 Claim, 7 Drawing Sheets



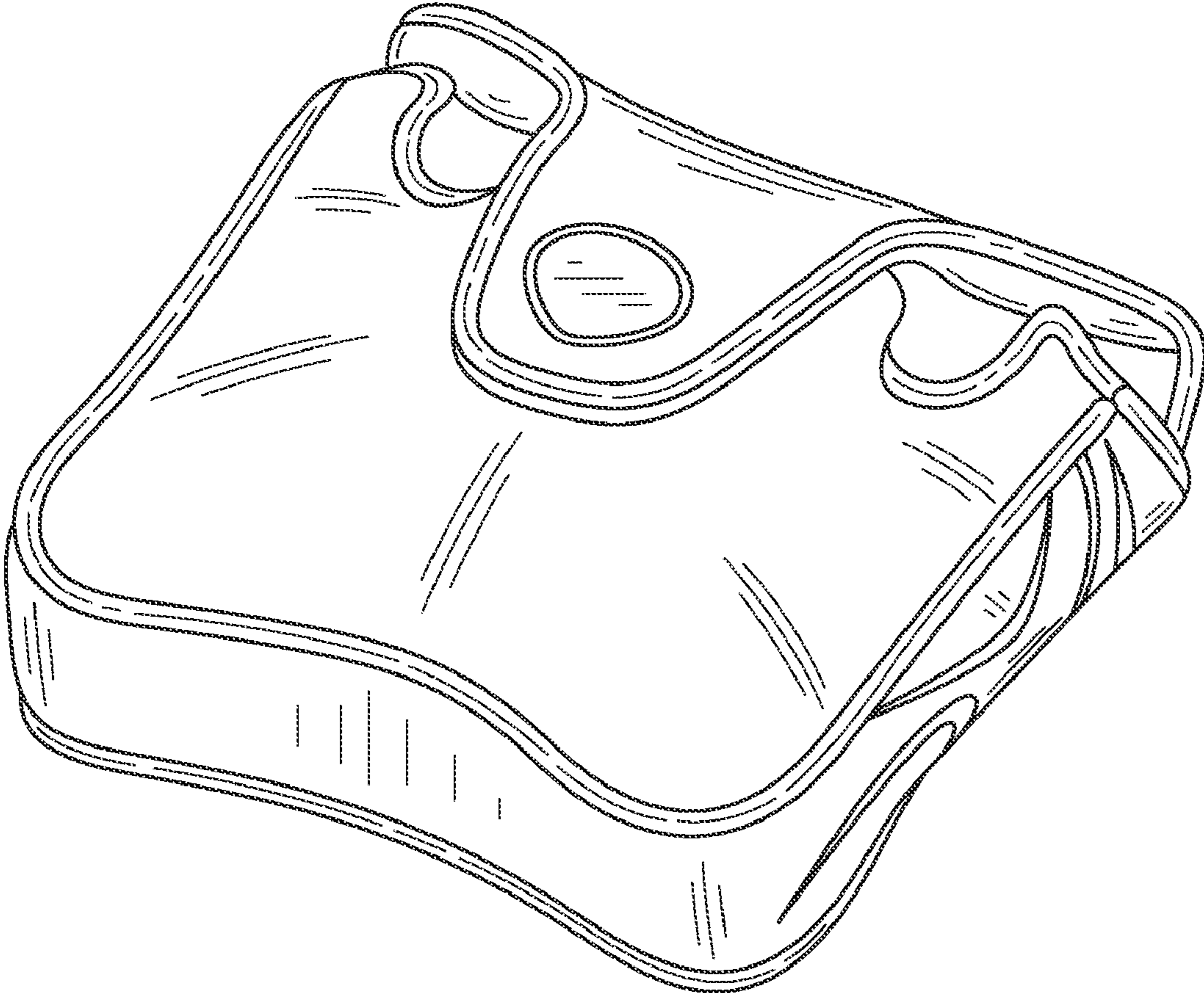


FIG.1

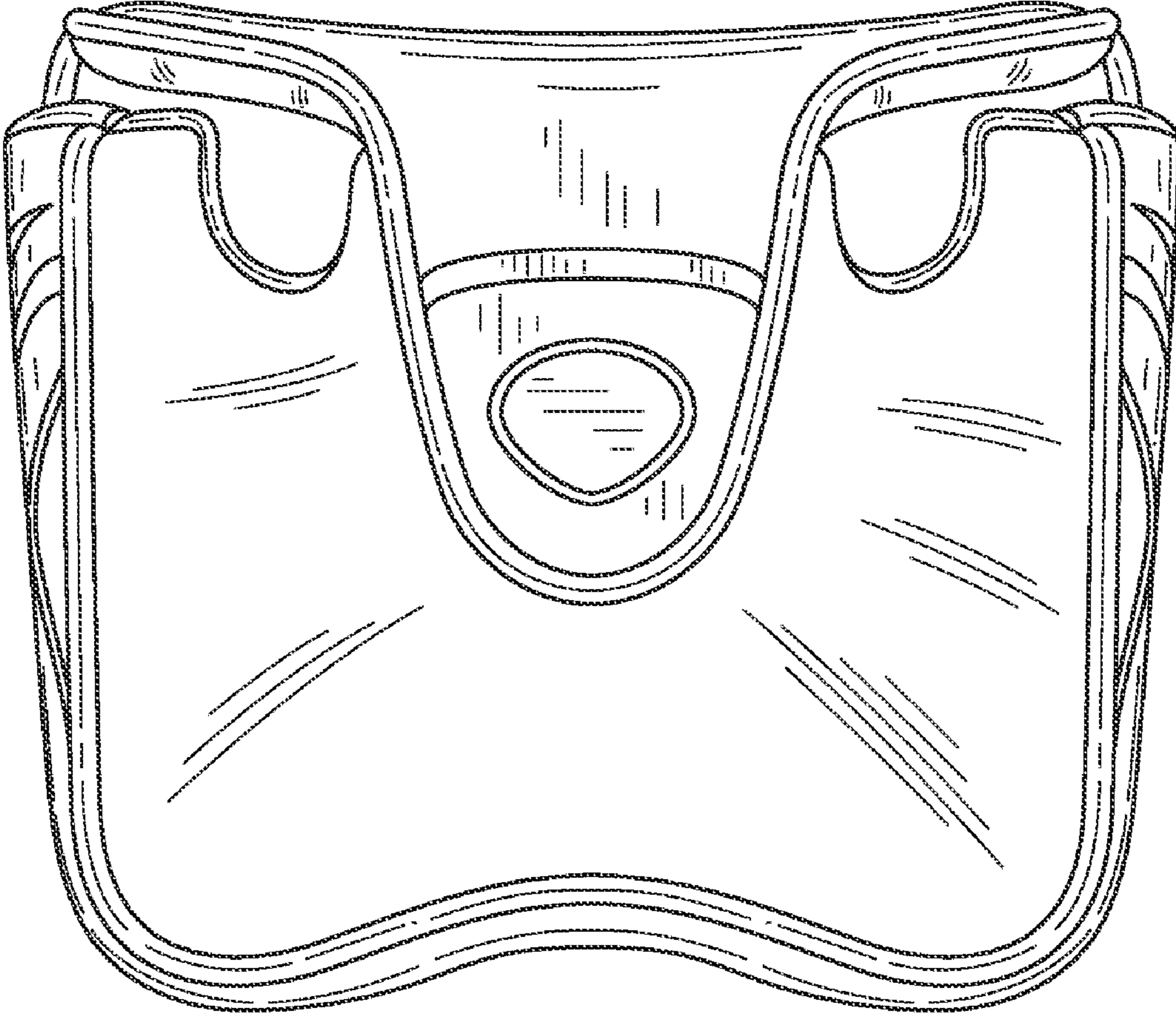


FIG. 2

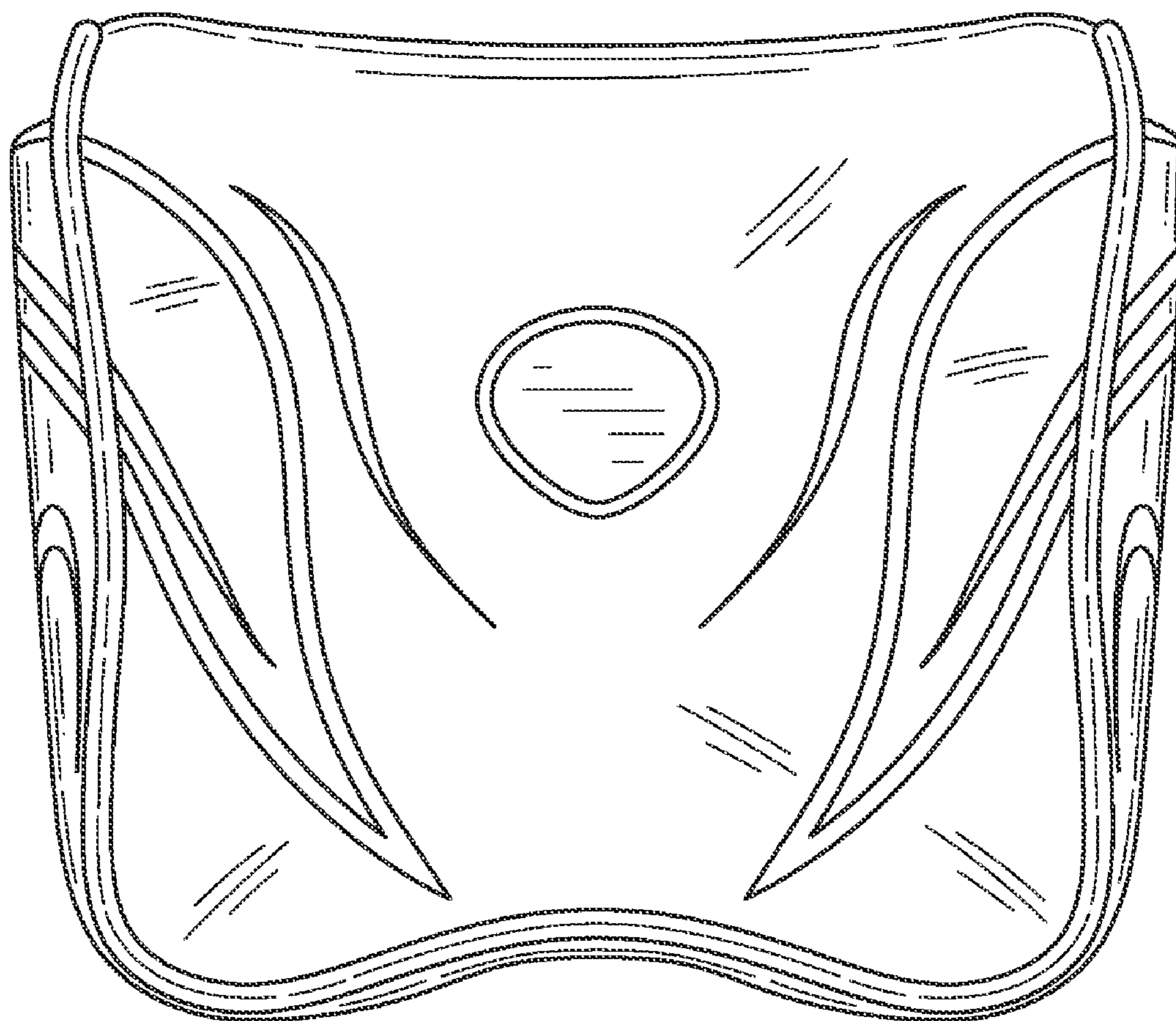


FIG.3

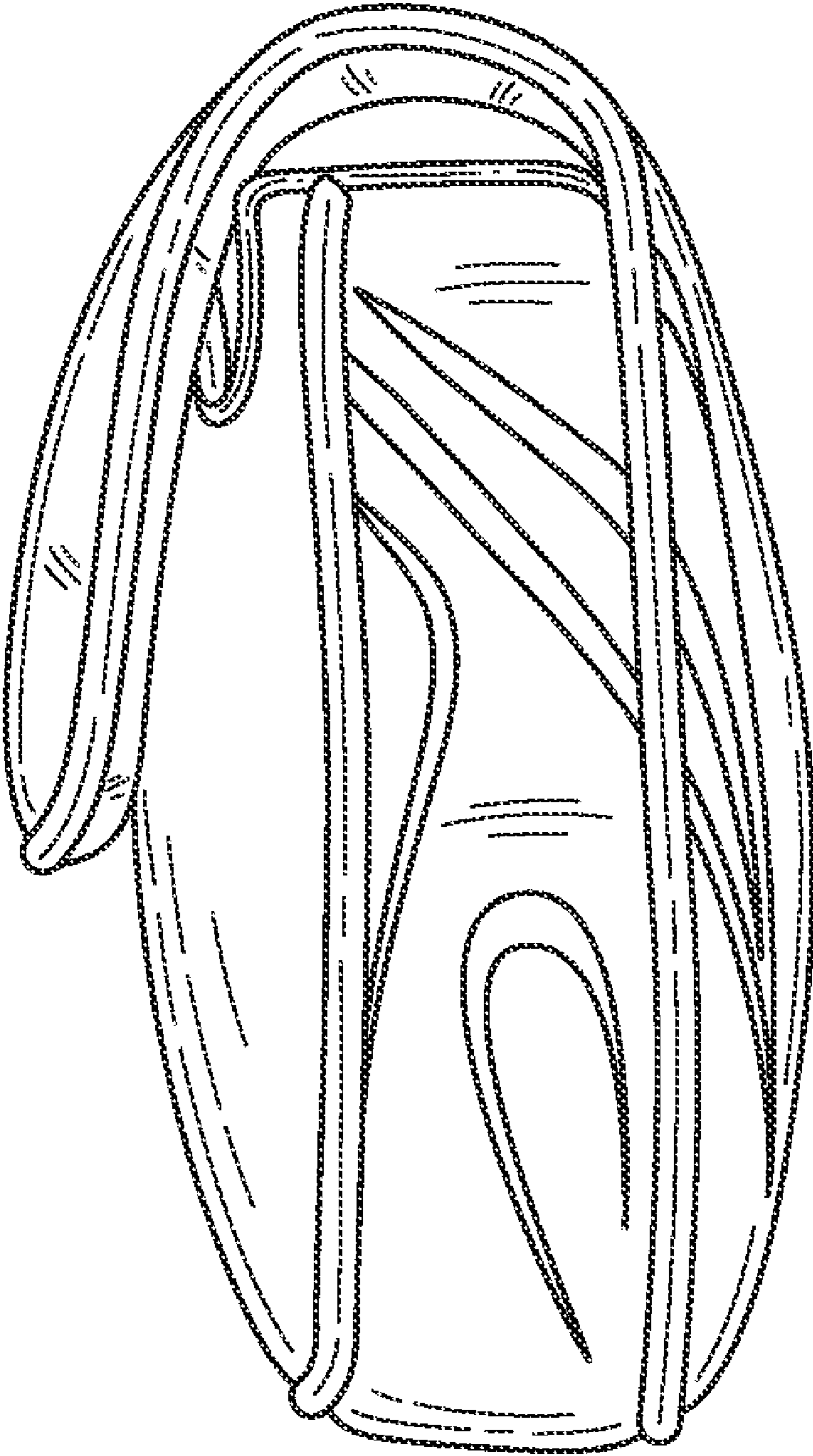


FIG. 4




FIG. 5

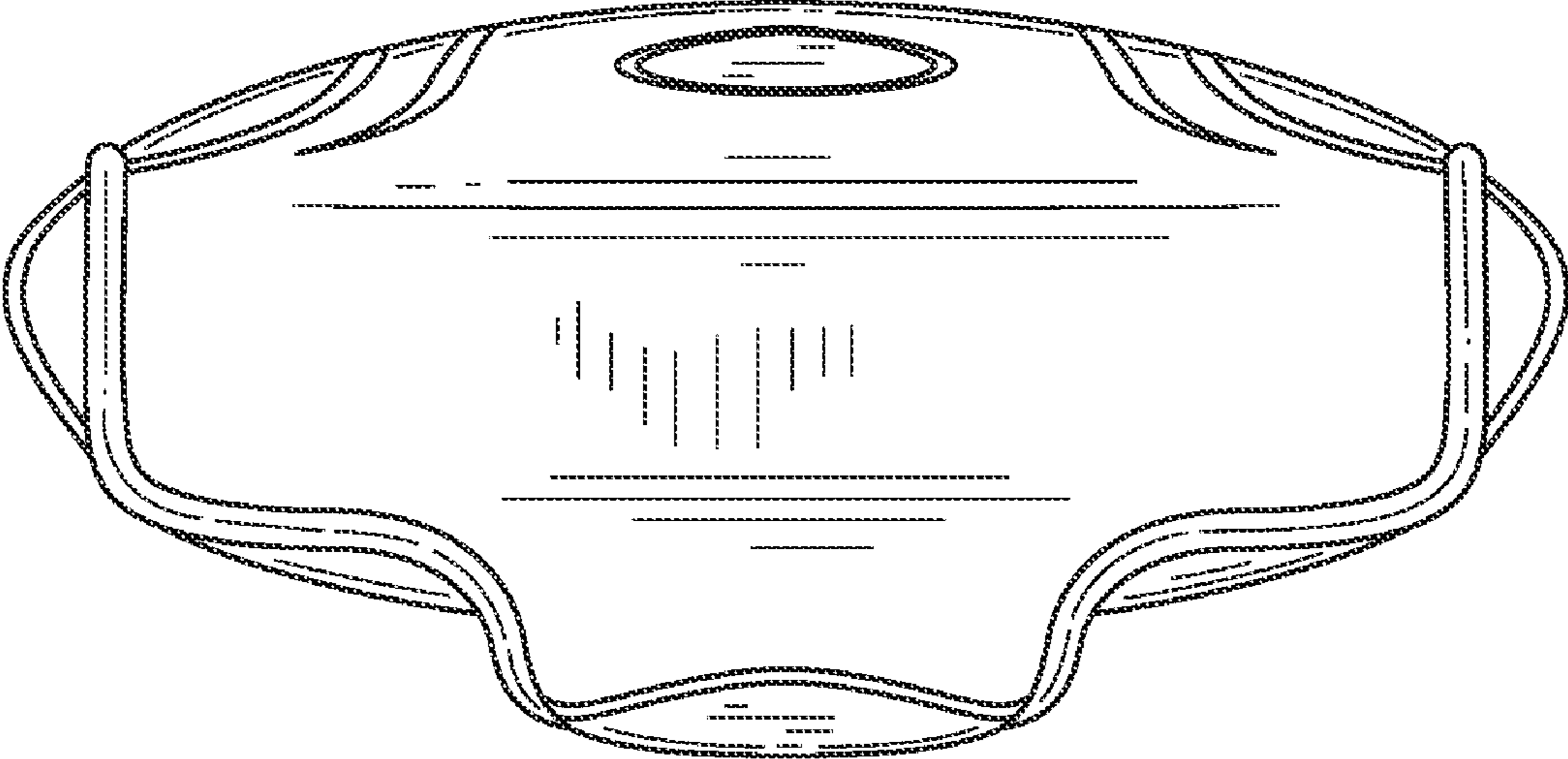


FIG. 6

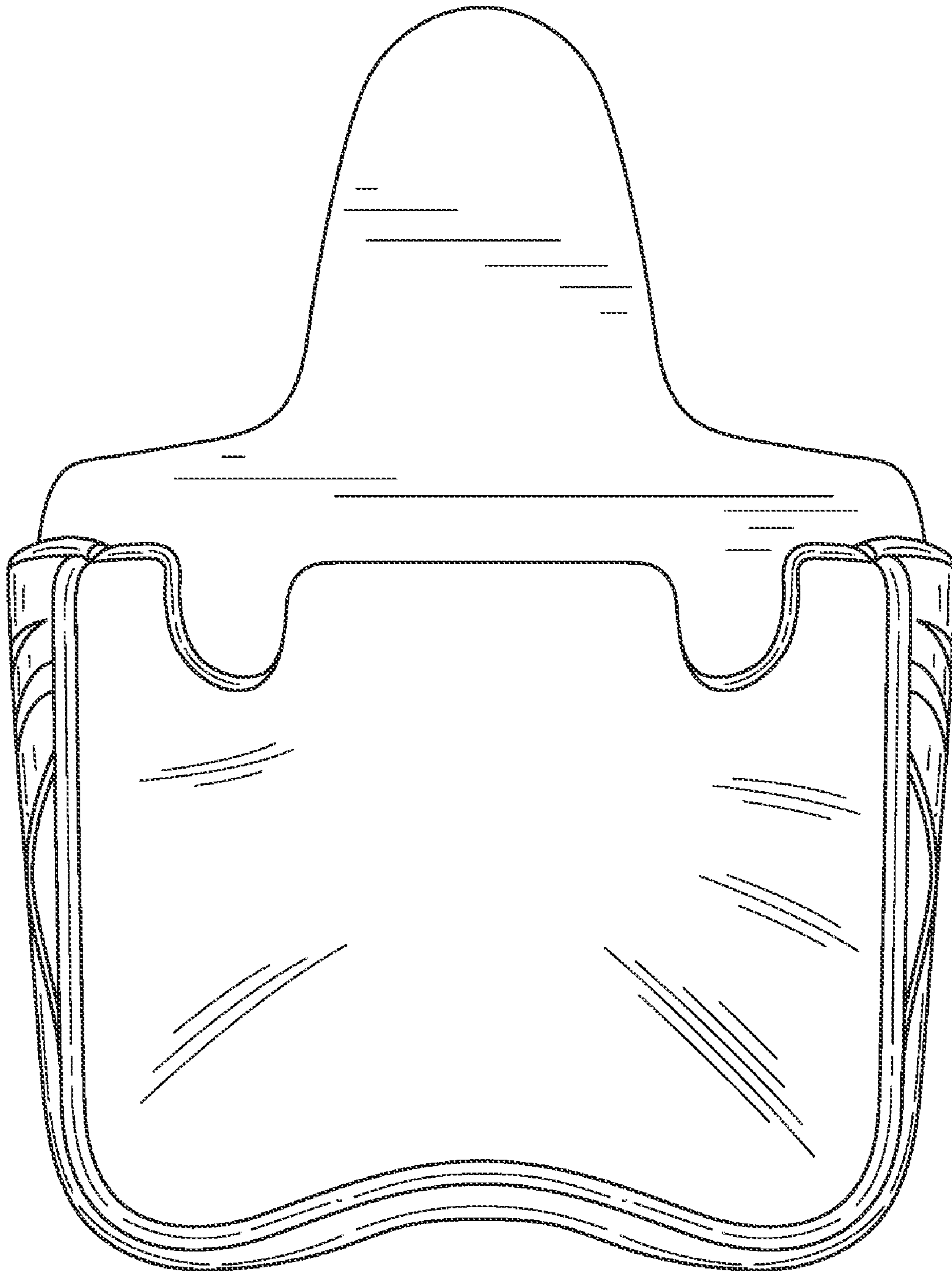


FIG.7

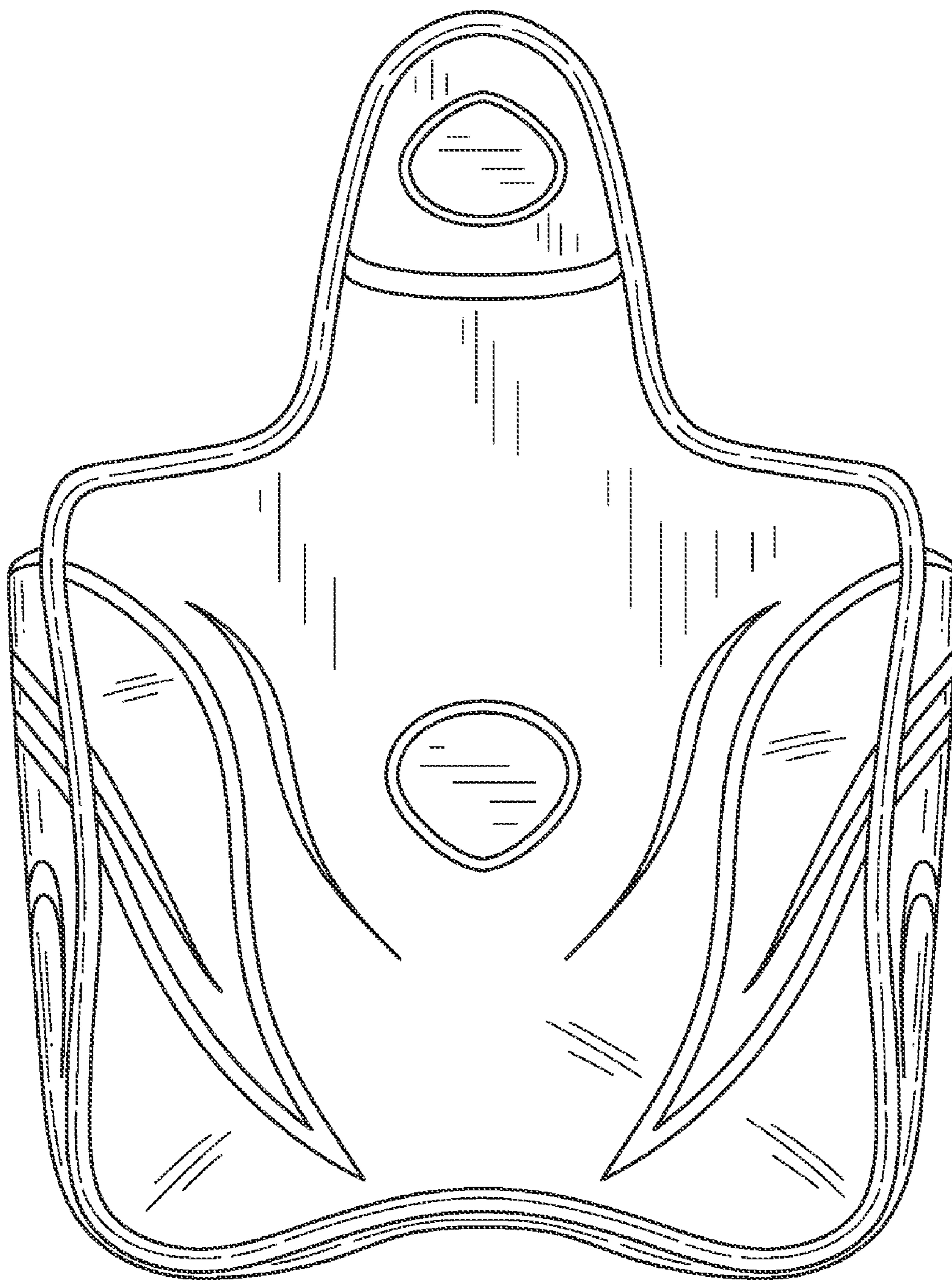


FIG.8